

City of Port Alberni

AUDIT COMMITTEE MEETING

Tuesday, May 24, 2016 at 4:00 pm in the City Hall Committee Room

PRESENT:

A. Adoption of Agenda

B. Minutes

from the meeting February 22, 2016.

C. Responses to questions arising from the February 22, 2016 Audit Committee Meeting

Report dated February 29, 2016 from the Director of Finance responding to questions arising from the February 22, 2016 meeting.

D. Quarterly Analysis of Mayor & Council Travel + Development Expenses
(ending _____). *Will be distributed at meeting.*

E. Reports *(for the twelve months ending March 31, 2016)*

1. General Revenue Fund by Department *(pages 1-8)*

2. Water Revenue Fund *(page 9)*

3. Sewer Revenue Fund *(pages 10-11)*

4. General Capital Fund *(pages 12-13)*

5. Water Capital Fund *(page 14)*

6. Sewer Capital Fund *(page 15)*

F. Vendor Cheque Register Report
(from November 18, 2015 to February 14, 2016)

G. Other Competent Business

H. Question Period

I. Next Meeting

J. Adjournment

**City of Port Alberni
Audit Committee
Minutes from a Meeting held Monday, February 22, 2016 at 4:00 pm
in the City Hall Committee Room**

Present: Councillor Dan Washington, Chair
Councillor Denis Sauvé
Councillor Chris Alemany

Resource Staff: Tim Pley, A/CAO
Cathy Rothwell, Director of Finance
Guy Cicon, City Engineer

Media: Dave Wiwchar, Peak Radio

A. Adoption of Agenda

*Alemany/Sauvé
That the agenda be adopted as circulated.*

Carried

B. Minutes

*Sauvé/Alemany
That the minutes of the November 23, 2015 Audit Committee Meeting be
adopted as circulated.*

Carried

C. Responses to questions arising from the November 23, 2015 Audit Committee Meeting

*Sauvé/Alemany
That the report dated December 2, 2015 from the Director of Finance responding
to questions arising from the November 23, 2015 meeting, be received.*

Carried

D. Quarterly Analysis of Mayor and Council Travel and Convention Expenses (ending November 30, 2015)

Sauvé/Alemaný

That the Mayor and Council Travel and Development Expenses report for the period ending November 30, 2015 be received.

Carried

E. Reports

The Director of Finance did not deem any of the items out of the ordinary so no summary was prepared.

General Revenue Fund by Department

Sauvé/Alemaný

That the General Revenue Fund report for December 31, 2015 be received.

Carried

Water Revenue Fund

Sauvé/Alemaný

That the Water Revenue Fund report for December 31, 2015 be received.

Carried

Sewer Revenue Fund

Sauvé /Alemaný

That the Sewer Revenue Fund report for December 31, 2015 be received.

Carried

General Capital Fund

Alemaný/Sauvé

That the General Capital Fund report for December 31, 2015 be received.

Carried

Water Capital Fund

Sauvé/Alemaný

That the Water Capital Fund report for December 31, 2015 be received.

Carried

Sewer Capital Fund

Alemaný/Sauvé

That the Sewer Capital Fund report for December 31, 2015 be received.

Carried

F. Vendor Cheque Register Report

Alemany/Sauvé

That the Vendor Cheque Register Report dated November 18, 2015 through February 14, 2016 be received, and questions arising from the Cheque Register be addressed in a report at the March 14, 2016 Regular Council Meeting.

Carried

G. Other Competent Business

Questions/information requests raised by the Audit Committee:

- 1. Details of cheque no. 133225 to FusionCine.*
- 2. Details of cheque no. 133290 to Active Network.*
- 3. Details of cheque no. 133480 to Social Scientist.*

H. Question Period

Question/information requests raised by attending Media:

- 1. Details of Council Travel & Development expense March 13, 2016 for \$274.85.*
- 2. Details of Council Travel & Development expense October 30, 2015 for \$100.00.*
- 3. Were the above expenses related to the Judy Rogers Consulting report.*

I. Next Meeting

The next meeting will be on May 24, 2016 at 4:00 pm in the Committee Room.

J. Adjournment

Sauvé/Alemany


That the meeting be adjourned at 4:26 pm.

Carried

Respectfully submitted,

Councillor Dan Washington, Chair

Davina Hartwell, City Clerk



CITY OF PORT ALBERNI M E M O R A N D U M

To: Tim Pley, A/CAO
From: Cathy Rothwell, Director of Finance
Copy: Mayor and Council
Date: February 29, 2016

Subject: Responses to questions arising from the February 22, 2016 Audit Committee Meeting

The following is in response to questions raised by the Committee at the February 22, 2016 Audit Committee Meeting:

The Audit Committee requested detail on the following items:

- Cheque no. 133225 payable to FusionCine for \$6,923.92. ***Payment of web streaming equipment in Council chambers.***
- Cheque no. 133290 payable to Active Network for \$19,837.85. ***Payment of renewal of Class (Parks, Recreation and Heritage) software maintenance and support contract.***
- Cheque no. 133480 payable to The Sociable Scientists Inc. for \$2,126.98. ***Payment of supplies, research and administration for Visitor Experience Survey.***


The Peak Radio requested detail on the following items and if the expenses related to the Judy Rogers Consulting report:

- March 13, 2015 Council Travel & Development (Mayor Ruttan) expense for \$274.85. ***Payment of dinner with Raven Coal Environmental Review Committee at Tigh-***

Na-Mara Resort in Parksville. Not related to the Judy Rogers Consulting report.

- October 30, 2015 Council Travel & Development (Mayor Ruttan) expense for \$100.00. ***Payment of September 24, 2015 meeting room rental at Fairmont Waterfront Hotel in Vancouver for meeting with other Mayors. Not related to the Judy Rogers Consulting report.***

Respectfully submitted,



Cathy Rothwell
Director of Finance



Contact Info:
160-6400 Roberts Street
Burnaby, British Columbia V5G 4C9 Canada
Phone: 888-543-7223 Option 4 • Fax: 469-533-3940
Questions? Email us at ActiveAR@active.com

RECEIVED

NOV 10 2015

PARKS & RECREATION
PORT ALBERNI

COPY Invoice

CITY OF PORT ALBERNI

Cust #	Invoice #	Invoice Date	Customer PO #
5154	4200007270	30-SEP-15	

Bill To:
CITY OF PORT ALBERNI
Attn: Accounts Payable
4255 WALLACE
Port Alberni, British Columbia V9Y 3Y6 Canada


Ship To:
CITY OF PORT ALBERNI
Attn:
4255 WALLACE
Port Alberni, British Columbia V9Y 3Y6 Canada

Sales Person	Service Contract #	Deal Id	Terms	Due Date	Transaction Type	Curr
Maint Renewal	SC4200000803-7		90 NET	29-DEC-15	INV-LTD COM SOL	CAD

Ln	Item #	Description	Covered Qty	Duration	Unit Price	Amount (Covered Qty X Unit Price)
1	71577MR	Class - Maintenance & Support Renewal - Point of Sale w/o POS Touch Screen (per user/per workstation): 01/01/2016 -- 12/31/2016:	5.00	1 Year	578.81	2,894.05
2	70636MR	Class - Maintenance & Support Renewal - Crystal Reports: 01/01/2016 -- 12/31/2016:	1.00	1 Year	173.65	173.65
3	70680MR	Class - Maintenance & Support Renewal - Finance-link (Financial Systems Integration) - per server: 01/01/2016 -- 12/31/2016:	1.00	1 Year	670.05	670.05
4	70719MR	Class - Maintenance & Support Renewal - Registration (includes Flex Reg) - per workstation: 01/01/2016 -- 12/31/2016:	10.00	1 Year	578.81	5,788.10
5	70721MR	Class - Maintenance & Support Renewal - Reservations (includes QuickRez) - per workstation: 01/01/2016 -- 12/31/2016:	7.00	1 Year	578.81	4,051.67
6	70713MR	Class - Maintenance & Support Renewal - Point of Sale including POS Touch Screen (per user/per workstation): 01/01/2016 -- 12/31/2016:	4.00	1 Year	826.88	3,307.52
7	70683MR	Class - Maintenance & Support Renewal - Gift Card - per server: 01/01/2016 -- 12/31/2016:	1.00	1 Year	826.88	826.88

GST REGISTRATION: R139971691

Sub-total:	17,711.92
GST-Canada 5%	885.59
PST-British Columbia 7%	1,239.84
Tax Total:	2,125.43
Invoice Total:	19,837.35
Balance Due:	19,837.35



Please Pay this Amount:

Notes:
Yearly Installment 1 of 1

Please Remit Check Payment to our Lockbox:
Active Network Ltd
C/O Lockbox 914240
PO Box 4090 STN A
Toronto, ON M5W 0E9

Please Remit Wire/ACH Payments to:
Beneficiary's Bank: Bank of America N.A
Beneficiary's Bank SWIFT: BOFACATT
Beneficiary's Bank Number: 241
Beneficiary's Bank Transit Number: 56792
Beneficiary's Account Number: 50241207
Routing Transit # for Electronic Payments: 024156792
Beneficiary's Name: The Active Network, LTD
Beneficiary's Address: 160-6400 Roberts St, Burnaby, BC V5G 4C9


TO PAY BY CREDIT CARD OR ACH, OR TO SET UP RECURRING PAYMENT, PLEASE CONTACT US AT ActiveAR@active.com.

PLEASE BE SURE TO INCLUDE ACTIVE'S INVOICE NUMBER ON YOUR REMITTANCE

COPY

The Sociable Scientists Inc.
Mailing address:

490 Hilchey Road
Campbell River, BC V9W 1R1
250.204.2564



INVOICE: 2015-PAVES-02

November 25th, 2015

To: City of Port Alberni Economic Development Office
4850 Argyle St
Port Alberni, BC V9Y 1V8

Description	Quantity	Rate	Total
Research and administration for Visitor Experience Survey	Remainder	Flat	\$1,500
Supplies		\$400	\$400
Travel (June 26)	298km	\$.51	\$151.98
GST on research		5%	\$75
		Total	\$2,126.98

Total due by December 25th, 2015.

Please make cheques payable to The Sociable Scientists Inc. or email transfer to laurel@thesociablescientists.ca.


GST # 82858 5539 RT 0001

Thank you for working with The Sociable Scientists Inc.!

rcf 6460

PO: PO 04023
ACCT: 0105.026235 2208
RCPT: RCF 06245
SIGNATURE: [Signature]

**Fusion
Cine**



COPY

Invoice #: 3001585
Invoice Date: 11/05/2015
Order #: S04740
Sales Rep: Andy Watkins

Bill To:

Company: City of Port Alberni
Address: 4850 Argyle Street

City: Port Alberni BC V9Y 1V8

Ship To:

Company: City of Port Alberni
Address: 4850 Argyle Street

City: Port Alberni BC V9Y 1V8

Ordered By: Jeff Pelech
Phone: 250-720-2829
Email: jeff_pelech@portalberni.ca

Ship Contact: Jeff Pelech

Customer ID#	Customer PST#	Customer PO#	Terms	Invoice Due Date
CU805023		3797	Net 30	12/05/2015

Comments:

On account 30 days

Qty	Manufacturer	Model	Item Description	Unit Price	Amount
1	SENNHEISER	005065	ME 36 B CAPSULE (ONLY) MICROPHONE HEAD FOR GOOSENECK, SHOTGUN, BLACK	236.25	236.25
1	SENNHEISER	005076	MZH-3040 - METAL GOOSENECK FOR ME 34/35/36 MICROPHONE HEADS, BLACK	172.50	172.50
1	SENNHEISER	005069	MZW 36 PRO VELOURIZED FOAM WINDSHIELD FOR ME 36	36.25	36.25
9	SENNHEISER	005060	ME 34 B CAPSULE (ONLY) MICROPHONE HEAD FOR GOOSENECK, CARDIOID, BLACK	148.75	1338.75
9	SENNHEISER	005067	MZW 34 PRO VELOURIZED FOAM WINDSHIELD FOR ME 34 & ME 35	36.25	326.25
9	SENNHEISER	009384	MZH 3042 METAL GOOSENECK FOR ME 34/35/36 MICROPHONE HEADS, BLACK	198.75	1788.75
9	SENNHEISER	505624	MAT 133-S B TABLESTAND, BLACK XLR-3 CONFIGURABLE PTT, LOGIC OUT	199.00	1791.00
1	K&M	RBD-MD-CROSS V2	Decimator Design MD-CROSS V2 HDMI/SDI Cross Converter w/ Scaling	550.00	550.00
1	K&M	237203/8BLAC K	Table Clamp 237 - part 23720-3/8-BLACK	23.40	23.40
1	K&M	232BLACK	K&M table microphone stand, cast-iron round base with screw-in rod	28.94	28.94

rd 6117

Go on, be brilliant.

1469 Venables St. Vancouver, BC V5L 2G1 T 604 879 0003 fusioncine.com

10	EHF350	Environmental Fee: Audio Video & Gaming Products	3.50	35.00
1	SHIPOUT	Shipping Outbound	50.00	50.00

SubTotal	6377.09
BC-PST	317.53
GST	229.30
TOTAL	\$ 6923.92
GST#816282503	

Returns can be made within 7 days from date of purchase. Products must be factory sealed for full refund, or a 15% Restocking

Fee will apply for open items. Special Order Items are non-returnable. All returns are subject to Management Approval.

Full terms and conditions are available at http://fusioncine.com/sales_return_policy

CITY OF PORT ALBERNI
GENERAL REVENUE FUND BY DEPARTMENT
For the Three Months Ending March 31, 2016
For Management Purposes Only

	March	Budget	Variance	% Variance	Prior Year	Budget
GENERAL ADMINISTRATION						
Revenue						
011111 General Purposes - Taxes		(\$21,140,053.00)	\$21,140,053.00	(100.00%)		(\$20,631,010.00)
011112 Debt Purposes - Taxes		(364,071.00)	364,071.00	(100.00%)		(324,107.00)
011211 Special Area Levy		(10,500.00)	10,500.00	(100.00%)		(6,120.00)
011910 Utility Tax		(122,600.00)	122,600.00	(100.00%)		(130,000.00)
012110 Federal Buildings		(10,000.00)	10,000.00	(100.00%)		(10,000.00)
012210 Federal CBC Grant		(2,000.00)	2,000.00	(100.00%)		(2,000.00)
012310 Provincial Gov't Grant		(45,000.00)	45,000.00	(100.00%)		(45,000.00)
012410 B.C. Hydro		(600,000.00)	600,000.00	(100.00%)		(600,000.00)
012411 Public Housing Grant in Lieu of Taxes		(60,000.00)	60,000.00	(100.00%)		(60,000.00)
012910 University of Victoria Grant in Lieu of Taxes		(200.00)	200.00	(100.00%)		(200.00)
014120 Administration Service Charge	(4,367.33)	(35,202.00)	30,834.67	(87.59%)	(6,691.67)	(73,943.00)
014560 Economic Development		(22,500.00)	22,500.00	(100.00%)		(22,500.00)
015110 Prof. & Business Licence Fees	(122,324.00)	(120,000.00)	(2,324.00)	1.94%	(98,057.68)	(140,000.00)
015160 Dog Licence Fees	(5,040.00)	(10,000.00)	4,960.00	(49.60%)	(3,477.50)	(12,000.00)
015190 Vacant Building, Licence/Permit		(4,000.00)	4,000.00	(100.00%)	1,000.00	(8,000.00)
015210 Bylaw Fines and Parking Tickets	(130.00)	(10,000.00)	9,870.00	(98.70%)	(2,180.00)	(10,000.00)
015510 Interest On Investments	(58,323.82)	(220,000.00)	161,676.18	(73.49%)	(38,411.77)	(220,000.00)
015590 Other Interest	(4,461.37)	(29,000.00)	24,538.63	(84.62%)	(4,865.15)	(18,000.00)
015611 Current Tax Penalties	(182.91)	(110,000.00)	109,817.09	(99.83%)	(139.56)	(100,000.00)
015621 Arrears & Delinquent Tax Interest	(3,423.05)	(26,000.00)	22,576.95	(86.83%)	(4,147.16)	(28,000.00)
015930 Miscellaneous - Other Revenue	(3,423.33)	(89,600.00)	86,176.67	(96.18%)	(935.85)	(100,000.00)
016212 Small Community Protection Grant		(259,000.00)	259,000.00	(100.00%)	(87,656.00)	(235,000.00)
016214 Revenue Sharing-Traffic Fines		(366,000.00)	366,000.00	(100.00%)	(148,435.00)	(330,000.00)
016215 Community Gaming Funds		(445,000.00)	445,000.00	(100.00%)		(390,000.00)
018121 Grants - Other Governments		(10,000.00)	10,000.00	(100.00%)		
Total General Administration Revenue	(201,675.81)	(24,110,726.00)	23,909,050.19	(99.16%)	(393,997.34)	(23,495,880.00)
Expenses						
021110 Mayor - Indemnity	8,327.20	43,733.00	(35,405.80)	(80.96%)	9,091.86	43,300.00
021130 Councillors - Indemnity	22,730.25	116,298.00	(93,567.75)	(80.46%)	23,774.51	115,146.00
021190 Receptions And Other Services	10,537.29	40,200.00	(29,662.71)	(73.79%)	11,733.68	35,000.00
021211 City Manager	44,968.85	280,800.00	(235,831.15)	(83.99%)	41,971.10	199,500.00
021212 Municipal Clerk	84,377.04	406,317.00	(321,939.96)	(79.23%)	82,245.75	374,984.00
021215 Legal Services	13,106.04	40,000.00	(26,893.96)	(67.23%)	3,393.90	40,000.00
021216 By-Law Enforcement	24,256.49	90,600.00	(66,343.51)	(73.23%)	22,615.75	93,600.00
021221 Financial Mgmt Administration	169,072.63	726,600.00	(557,527.37)	(76.73%)	165,310.40	714,500.00
021222 Administration Vehicle	8,938.76	8,290.00	648.76	7.83%	3,553.95	8,448.00
021225 External Audit		30,000.00	(30,000.00)	(100.00%)	10,000.00	30,000.00
021226 Purchasing Administration	52,947.48	218,000.00	(165,052.52)	(75.71%)	51,009.33	228,530.00
021229 Other Financial Management		2,400.00	(2,400.00)	(100.00%)		2,400.00
021252 City Hall	15,999.92	96,573.00	(80,573.08)	(83.43%)	29,233.25	116,720.00
021259 Other Common Services	104,318.02	278,462.00	(174,143.98)	(62.54%)	21,065.37	264,062.00
021260 Carbon Offsets Purchased		58,800.00	(58,800.00)	(100.00%)		58,800.00
021261 Information Systems Admin.	293,981.44	584,913.60	(290,932.16)	(49.74%)	267,970.06	667,187.00

CITY OF PORT ALBERNI
GENERAL REVENUE FUND BY DEPARTMENT
For the Three Months Ending March 31, 2016
For Management Purposes Only

	March	Budget	Variance	% Variance	Prior Year	Budget
021282 Appraisals	(110.56)		(110.56)	0.00%		
021283 Human Resources	31,723.63	226,744.96	(195,021.33)	(86.01%)	58,211.55	277,682.00
021285 Employee & Family Assist.Prog.	10,518.00	17,262.41	(6,744.41)	(39.07%)	10,346.46	15,372.00
021290 Admin./Acc't Services Recovery	(116,304.00)	(438,200.00)	321,896.00	(73.46%)	(116,304.00)	(438,221.00)
021911 Election/Referendum Expenses		10,000.00	(10,000.00)	(100.00%)		10,000.00
021920 Training & Development	22,530.12	143,367.12	(120,837.00)	(84.29%)	29,714.43	140,556.00
021925 Council Travel & Development	11,046.00	50,900.00	(39,854.00)	(78.30%)	13,515.14	45,000.00
021930 Public Liability Insurance	265,844.84	257,500.00	8,344.84	3.24%	257,596.08	250,000.00
021931 Damage Claims		20,000.00	(20,000.00)	(100.00%)	1,376.69	30,000.00
021950 Grants in Aid	19,475.00	10,820.16	8,654.84	79.99%	17,772.00	10,608.00
021990 Other General Services		2,000.00	(2,000.00)	(100.00%)		50,000.00
022510 Emergency Prog. Administration	68.61	918.00	(849.39)	(92.53%)	56.95	900.00
022512 Emergency Program Vehicle				0.00%	72.00	
022931 Animal Pound Operation	49,212.40	154,988.00	(105,775.60)	(68.25%)	32,105.77	149,000.00
026234 Business Development	4,409.69	26,200.00	(21,790.31)	(83.17%)	12,333.75	45,000.00
026235 Economic Development	65,938.81	262,175.97	(196,237.16)	(74.85%)	51,118.84	309,700.00
026237 Community Investment Plan	14,396.00	33,460.48	(19,064.48)	(56.98%)	15,213.45	31,824.00
026238 Sustainability & Community Engagement		2,000.00	(2,000.00)	(100.00%)	29.89	2,000.00
026911 Chamber of Commerce	21,000.00	84,000.00	(63,000.00)	(75.00%)	21,000.00	84,000.00
028115 Interest On Prepaid Taxes	600.35	3,000.00	(2,399.65)	(79.99%)	1,211.65	3,000.00
028121 interest On Own Debentures	2,173.36	144,657.00	(142,483.64)	(98.50%)	2,173.36	201,834.00
028131 Principal Install On Own Deb.		123,435.00	(123,435.00)	(100.00%)		122,273.00
028193 Banking Service Charges	4,379.97	5,000.00	(620.03)	(12.40%)	1,491.67	5,100.00
Total General Administration Expenses	1,260,463.63	4,162,215.70	(2,901,752.07)	(69.72%)	1,152,004.59	4,337,805.00
Net General Administration	1,058,787.82	(19,948,510.30)	21,007,298.12	(105.31%)	758,007.25	(19,158,075.00)
POLICE PROTECTION						
Revenue						
013121 Detention of Prisoners		(167,000.00)	167,000.00	(100.00%)	58,112.13	(167,000.00)
014221 RCMP Building Rental	(36,842.84)	(140,400.00)	103,557.16	(73.76%)	(101,344.42)	(140,400.00)
Total Police Protection Revenue	(36,842.84)	(307,400.00)	270,557.16	(88.01%)	(43,232.29)	(307,400.00)
Expenses						
022121 R.C.M.P. Contract		5,305,570.00	(5,305,570.00)	(100.00%)		5,091,474.00
022122 Police Service Administration	221,597.52	825,650.00	(604,052.48)	(73.16%)	193,907.03	824,000.00
022130 Community Policing	2,712.07	25,000.00	(22,287.93)	(89.15%)	3,131.04	25,000.00
022140 Commissionaire Services	7,077.12	25,000.00	(17,922.88)	(71.69%)	7,077.12	25,000.00
022160 Police Building Maintenance	29,966.07	131,358.75	(101,392.68)	(77.19%)	26,144.73	126,500.00
022180 Detention/Custody Of Prisoners	128,513.34	486,429.00	(357,915.66)	(73.58%)	108,369.00	480,800.00
Total Police Protection Expenses	389,866.12	6,799,007.75	(6,409,141.63)	(94.27%)	338,628.92	6,572,774.00
Net Police Protection	353,023.28	6,491,607.75	(6,138,584.47)	(94.56%)	295,396.63	6,265,374.00

CITY OF PORT ALBERNI
GENERAL REVENUE FUND BY DEPARTMENT
For the Three Months Ending March 31, 2016
For Management Purposes Only

		March	Budget	Variance	% Variance	Prior Year	Budget
	FIRE PROTECTION						
	Revenue						
014241	Fire Dep't Service Charge	(1,998.75)	(171,223.00)	169,224.25	(98.83%)	(4,170.04)	(155,900.00)
	Expenses						
022411	Fire Protection Administration	63,096.48	323,522.80	(260,426.32)	(80.50%)	66,661.95	320,095.00
022421	Fire Crew	536,679.96	2,462,959.12	(1,926,279.16)	(78.21%)	514,216.29	2,402,904.00
022422	Personnel Expense	2,573.23	46,379.40	(43,806.17)	(94.45%)	8,088.03	45,470.00
022431	Communication System	1,570.22	11,262.84	(9,692.62)	(86.06%)	1,770.17	11,042.00
022440	Fire Investigation		955.73	(955.73)	(100.00%)	9.89	937.00
022441	Fire Prevention	29,564.55	146,945.27	(117,380.72)	(79.88%)	28,838.91	143,371.00
022471	Fire Hall Building Maintenance	12,459.76	58,395.00	(45,935.24)	(78.66%)	8,294.86	57,250.00
022472	Fire Boat Shed Maintenance	15.42		15.42	0.00%		
022473	External Regional Training		1,592.00	(1,592.00)	(100.00%)		1,592.00
022480	Vehicle Repair & Maintenance	52,865.99	239,064.58	(186,198.59)	(77.89%)	59,345.01	234,525.00
022481	Sundry Equip. Maintenance/Rep.	8,147.31	14,876.69	(6,729.38)	(45.23%)	5,864.19	14,585.00
022482	Firefighting Tools/Supp. Purch	3,364.15	21,401.64	(18,037.49)	(84.28%)	3,657.94	20,982.00
	Total Fire Protection Expenses	710,337.07	3,327,355.07	(2,617,018.00)	(78.65%)	696,747.24	3,252,753.00
	Net Fire Protection	708,338.32	3,156,132.07	(2,447,793.75)	(77.56%)	692,577.20	3,096,853.00
	ENGINEERING & PUBLIC WORKS						
	Revenue						
014310	Public Works Service Charge	(2,241.43)	(77,500.00)	75,258.57	(97.11%)	(11,140.22)	(77,500.00)
	Expenses						
023110	Engineering Administration	147,983.70	559,408.84	(411,425.14)	(73.55%)	123,400.72	572,574.00
023121	Engineering Consulting Service	6,750.00	40,000.00	(33,250.00)	(83.13%)	4,194.75	40,000.00
023129	Office Admin - Operations	24,812.58	105,287.48	(80,474.90)	(76.43%)	26,734.10	100,500.00
023130	Supervision Operations	67,436.53	378,500.00	(311,063.47)	(82.18%)	68,350.99	357,000.00
023134	Small Tools/Equipment/Supplies	11,011.19	47,291.99	(36,280.80)	(76.72%)	13,167.82	56,657.00
023136	Works Yard Maintenance	13,139.45	63,999.99	(50,860.54)	(79.47%)	17,233.27	62,000.00
023137	Main Building Maintenance	26,802.45	130,500.01	(103,697.56)	(79.46%)	28,495.11	135,000.00
023138	Automotive Shop Overhead	23,335.31	97,600.00	(74,264.69)	(76.09%)	21,637.30	95,800.00
023160	General Equipment Maintenance	178,455.62	705,000.00	(526,544.38)	(74.69%)	179,553.71	714,124.00
023161	Eng. Veh. Maint. & Replacement	4,261.24	9,946.00	(5,684.76)	(57.16%)	3,417.21	13,184.00
023162	Sup. Veh. Maint. & Replacement	6,417.25	28,928.01	(22,510.76)	(77.82%)	5,237.53	30,689.00
023205	Customer Service Requests-Sts.	12,750.61	45,000.00	(32,249.39)	(71.67%)	12,633.95	40,000.00
023210	Small Tools/Supplies-Streets	616.96	5,499.99	(4,883.03)	(88.78%)	785.54	5,499.99
023220	Streets Inspections	11,835.28	45,499.99	(33,664.71)	(73.99%)	12,030.24	44,499.99
023231	Roadway Surfaces Maintenance	92,901.26	600,499.08	(507,597.82)	(84.53%)	265,878.79	515,000.00
023233	Roadway Allowance Maintenance	49,632.45	255,500.00	(205,867.55)	(80.57%)	86,563.97	250,000.00
023234	New Driveway Crossings		20,400.00	(20,400.00)	(100.00%)	7,018.82	20,400.00
023236	Street Sweeping	37,580.30	113,999.63	(76,419.33)	(67.03%)	35,263.59	87,000.00
023237	Snow and Ice Removal	58,543.93	200,000.00	(141,456.07)	(70.73%)	2,759.02	200,000.00

CITY OF PORT ALBERNI
GENERAL REVENUE FUND BY DEPARTMENT
For the Three Months Ending March 31, 2016
For Management Purposes Only

	March	Budget	Variance	% Variance	Prior Year	Budget
023241 Bridges, Fencing & Retaining Walls	305.14	50,000.28	(49,695.14)	(99.39%)	662.39	50,000.00
023250 Overhead & Decorative Lighting	57,599.56	344,000.00	(286,400.44)	(83.26%)	53,331.01	355,000.00
023261 Signs And Traffic Marking	46,577.15	190,000.00	(143,422.85)	(75.49%)	29,105.52	223,940.00
023264 Traffic And Railroad Signals	2,241.62	23,800.01	(21,558.39)	(90.58%)	1,530.10	29,100.00
023272 Off-Street Parking	1,714.68	8,000.00	(6,285.32)	(78.57%)	1,004.67	1,323.00
023291 Gravel, Sand, Rock & Salt	65,906.83	181,000.00	(115,093.17)	(63.59%)	38,377.70	160,000.00
023311 Ditch/Creek & Dyke Maintenance	24,092.05	138,500.00	(114,407.95)	(82.61%)	22,993.65	138,500.00
023331 Storm Sewer Maintenance	20,877.05	180,000.00	(159,122.95)	(88.40%)	121,338.45	180,000.00
023333 Storm Sewer Pump Station	3,613.84	13,800.00	(10,186.16)	(73.81%)	2,368.60	13,400.00
023335 Storm Sewer Connections	10,771.30	57,000.00	(46,228.70)	(81.10%)	2,584.25	57,000.00
023881 Training Program	26,727.09	75,000.00	(48,272.91)	(64.36%)	22,147.18	97,000.00
023882 Safety	22,774.69	29,000.00	(6,225.31)	(21.47%)	6,452.06	29,000.00
023884 Special Streets Work Orders	262.11	10,500.00	(10,237.89)	(97.50%)	530.41	10,500.00
023951 General Overhead Recovery	(197,822.05)	(793,000.00)	595,177.95	(75.05%)	(180,411.53)	(793,007.00)
023952 Wrks Yard Purchasing Recovery	(5,874.00)	(23,500.00)	17,626.00	(75.00%)	(6,108.00)	(27,000.00)
023953 Shop Overhead Recovery	(28,651.55)	(95,800.00)	67,148.45	(70.09%)	(27,378.44)	(95,800.00)
023958 Equipment Charges Recovery	(96,027.59)	(522,000.00)	425,972.41	(81.60%)	(96,838.87)	(522,000.00)
023959 Gravel Cost Recovery	(37,405.87)	(100,000.00)	62,594.13	(62.59%)	(19,020.17)	(100,000.00)
Total Engineering & Public Works Expenses	691,948.16	3,219,161.30	(2,527,213.14)	(78.51%)	887,025.41	3,146,883.98
Net Engineering & Public Works	689,706.73	3,141,661.30	(2,451,954.57)	(78.05%)	875,885.19	3,069,383.98
PUBLIC TRANSIT						
014400 Public Transit Revenue	(76,100.42)	(323,703.00)	247,602.58	(76.49%)	(85,070.56)	(260,120.00)
Total Public Transit Revenue	(76,100.42)	(323,703.00)	247,602.58	(76.49%)	(85,070.56)	(260,120.00)
023510 Public Transit	173,621.00	1,075,783.00	(902,162.00)	(83.86%)	249,243.00	1,082,379.00
Net Public Transit	97,520.58	752,080.00	(654,559.42)	(87.03%)	164,172.44	822,259.00
GARBAGE AND WASTE COLLECTION						
Revenue						
014433 Comm. Garbage Collection Fees	(6,000.00)		(6,000.00)	0.00%	(9,029.50)	(200,000.00)
014434 Res. Garbage Collection Fees	(490.24)	(658,000.00)	657,509.76	(99.93%)	(414.00)	(635,000.00)
015625 Residential Garbage Penalty	(2,349.30)		(2,349.30)	0.00%	(2,351.20)	
Total Garbage & Waste Collection Revenue	(8,839.54)	(658,000.00)	649,160.46	(98.66%)	(11,794.70)	(835,000.00)
Expenses						
024320 Residential Waste Collection	130,931.11	415,500.01	(284,568.90)	(68.49%)	97,597.93	396,701.00
024321 Commercial Waste Collection	903.65		903.65	0.00%	50,406.34	110,000.00
024322 Solid Waste Cont Purch/Maint	700.55	2,000.00	(1,299.45)	(64.97%)	2,270.65	9,200.01
024323 Solid Waste Disposal	42,416.55	254,000.00	(211,583.45)	(83.30%)	65,884.40	330,000.00
024324 Special Solid Waste-Recycling	9,489.09	24,000.00	(14,510.91)	(60.46%)		
Total Garbage & Waste Collection Expense	184,440.95	695,500.01	(511,059.06)	(73.48%)	216,159.32	845,901.01

CITY OF PORT ALBERNI
GENERAL REVENUE FUND BY DEPARTMENT
For the Three Months Ending March 31, 2016
For Management Purposes Only

	March	Budget	Variance	% Variance	Prior Year	Budget
Net Garbage & Waste Collection	175,601.41	37,500.01	138,101.40	368.27%	204,364.62	10,901.01
CEMETERY						
Revenue						
014516 Cemeteries	(7,358.50)	(31,000.00)	23,641.50	(76.26%)	(9,693.75)	(32,599.99)
Expenses						
025161 Cemetery Maintenance	2,054.56	12,725.00	(10,670.44)	(83.85%)	1,679.26	12,500.00
025162 Interments	6,317.05	27,700.00	(21,382.95)	(77.19%)	7,107.53	27,000.00
025163 Memorial Marker Installation	4,256.95	13,500.00	(9,243.05)	(68.47%)	3,074.56	13,500.00
Total Cemetery Expense	12,628.56	53,925.00	(41,296.44)	(76.58%)	11,861.35	53,000.00
Net Cemetery	5,270.06	22,925.00	(17,654.94)	(77.01%)	2,167.60	20,400.01
PLANNING SERVICES						
Revenue						
014550 Planning Administration	(11,640.00)	(15,000.00)	3,360.00	(22.40%)	(5,653.88)	(15,000.00)
Expenses						
026129 Planning Administration	48,397.64	261,650.00	(213,252.36)	(81.50%)	49,518.24	216,515.00
026132 Consulting Services	17,490.00		17,490.00	0.00%	2,581.50	40,000.00
Total Planning Services Expense	65,887.64	261,650.00	(195,762.36)	(74.82%)	52,099.74	256,515.00
Net Planning Services	54,247.64	246,650.00	(192,402.36)	(78.01%)	46,445.86	241,515.00
BUILDING INSPECTION						
Revenue						
015170 Building/Plumbing Permit Fees	(18,634.20)	(70,000.00)	51,365.80	(73.38%)	(9,916.50)	(80,000.00)
015181 Other Const./Demo. Permit Fees	(100.00)	(100.00)		0.00%	(60.00)	(100.00)
Total Building Inspection Revenue	(18,734.20)	(70,100.00)	51,365.80	(73.28%)	(9,976.50)	(80,100.00)
Expenses						
022921 Building/Plumbing Inspection	28,380.41	99,510.00	(71,129.59)	(71.48%)	20,395.20	101,500.00
022926 Building Inspector Vehicle	1,581.16	4,000.00	(2,418.84)	(60.47%)	1,533.09	3,828.00
Total Building Inspection Expenses	29,961.57	103,510.00	(73,548.43)	(71.05%)	21,928.29	105,328.00
Net Building Inspection	11,227.37	33,410.00	(22,182.63)	(66.40%)	11,951.79	25,228.00
PARKS, RECREATION & HERITAGE						
Parks & Recreation						
Revenue						
014710 Gyro Youth Centre	(2,010.00)	(6,630.00)	4,620.00	(69.68%)	(1,692.00)	(6,500.00)
014712 Echo '67 Centre	(54,465.39)	(209,916.00)	155,450.61	(74.05%)	(55,574.61)	(205,800.00)

CITY OF PORT ALBERNI
GENERAL REVENUE FUND BY DEPARTMENT
For the Three Months Ending March 31, 2016
For Management Purposes Only

	March	Budget	Variance	% Variance	Prior Year	Budget
014714 Glenwood Centre	(16,374.34)	(40,800.00)	24,425.66	(59.87%)	(14,212.19)	(40,000.00)
014716 Echo Aquatic Centre	(13,154.92)	(36,210.00)	23,055.08	(63.67%)	(11,108.79)	(35,500.00)
014718 Community Arena	(193,773.66)	(576,963.00)	383,189.34	(66.41%)	(185,925.49)	(565,650.00)
014720 Stadium & Athletic Fields	(7,929.11)	(34,680.00)	26,750.89	(77.14%)	(6,474.79)	(34,000.00)
014730 Glenwood Centre	(1,878.86)	(2,677.50)	798.64	(29.83%)	(1,770.72)	(2,625.00)
014732 Echo Aquatic Centre	(94,398.62)	(260,100.00)	165,701.38	(63.71%)	(86,218.86)	(255,000.00)
014734 AV Multiplex	(12,358.24)	(27,642.00)	15,283.76	(55.29%)	(11,375.93)	(27,100.00)
014738 Children's Programs	(23,042.17)	(92,820.00)	69,777.83	(75.18%)	(23,174.63)	(91,000.00)
014740 Youth Programs & Services		(10,200.00)	10,200.00	(100.00%)	(1,977.50)	(10,000.00)
014742 Adult Programs	(42,651.35)	(122,400.00)	79,748.65	(65.15%)	(42,363.85)	(120,000.00)
014750 Special Events		(1,020.00)	1,020.00	(100.00%)		(1,000.00)
014760 Community Serv. Misc. Revenue	(947.24)	(3,500.00)	2,552.76	(72.94%)	(1,866.77)	(3,500.00)
014770 Contributions & Grants	(1,250.00)	(135,725.00)	134,475.00	(99.08%)	(12,500.00)	(115,725.00)
Total Parks & Recreation Revenue	(464,233.90)	(1,561,283.50)	1,097,049.60	(70.27%)	(456,236.13)	(1,513,400.00)
Expenses						
027110 Pks & Rec Management Services	106,433.24	492,068.00	(385,634.76)	(78.37%)	102,903.24	446,800.00
027120 Gyro Youth Centre Maintenance	8,306.97	26,077.44	(17,770.47)	(68.14%)	3,253.60	25,282.00
027124 Glenwood Concessions	3,075.12	3,060.00	15.12	0.49%	2,719.61	6,500.00
027126 Glenwood Skate Shop	716.15	3,044.00	(2,327.85)	(76.47%)	854.83	2,500.00
027128 Glenwood Centre Maintenance	14,202.31	60,894.44	(46,692.13)	(76.68%)	10,422.93	59,582.00
027129 Bob Dailey Stadium	2,071.71	14,726.06	(12,654.35)	(85.93%)	894.34	15,725.00
027130 Echo Activity Centre Maint.	97,650.01	330,018.33	(232,368.32)	(70.41%)	82,192.97	316,190.00
027134 Echo Aquatic Maintenance	76,362.50	482,717.65	(406,355.15)	(84.18%)	89,386.27	460,994.00
027140 AV Multiplex Concessions	64,124.59	163,203.00	(99,078.41)	(60.71%)	55,646.31	160,150.00
027142 AV Multiplex Skate Shop	4,921.14	12,211.25	(7,290.11)	(59.70%)	3,431.66	12,000.00
027144 AV Multiplex Maintenance	179,927.25	795,940.75	(616,013.50)	(77.39%)	167,274.91	773,612.00
027146 Parks Buildings & Fieldhouses	20,638.79	95,210.68	(74,571.89)	(78.32%)	22,693.12	92,110.00
027148 Echo Park Complex	8,365.47	39,848.61	(31,483.14)	(79.01%)	7,204.21	55,449.00
027156 Glenwood Centre Programs	3,552.19	8,650.00	(5,097.81)	(58.93%)	3,364.20	8,500.00
027160 Echo Aquatic Programs	198,766.19	784,119.00	(585,352.81)	(74.65%)	177,411.94	733,575.00
027163 AV Multiplex Programs	50,383.57	183,773.91	(133,390.34)	(72.58%)	42,445.86	181,291.00
027166 Leisure Services	57,768.00	228,012.50	(170,244.50)	(74.66%)	49,343.88	225,000.00
027170 Youth Services And Programs	4,931.05	54,455.00	(49,523.95)	(90.94%)	4,285.73	22,000.00
027173 Children's Programs	28,656.48	163,963.00	(135,306.52)	(82.52%)	21,932.52	161,000.00
027180 Adult Programs	23,251.89	96,350.00	(73,098.11)	(75.87%)	23,651.97	92,500.00
027190 Special Events	3,607.04	21,930.50	(18,323.46)	(83.55%)	1,852.65	21,500.00
027198 Vans Maintenance & Repair	3,470.66	13,962.75	(10,492.09)	(75.14%)	2,736.16	13,700.00
027210 Parks & Facility Mngmnt Serv.	46,621.34	223,105.03	(176,483.69)	(79.10%)	46,794.38	225,808.00
027215 Parks Maintenance	88,525.18	549,300.64	(460,775.46)	(83.88%)	63,425.40	539,265.00
027220 Horticultural Services	31,175.16	327,008.54	(295,833.38)	(90.47%)	35,571.77	321,153.00
027225 Parks Veh. & Equip. Mtce & Rep.	47,608.79	148,853.00	(101,244.21)	(68.02%)	38,004.75	146,074.00
027230 Parks Upgrading	17,954.51	84,734.00	(66,779.49)	(78.81%)	1,384.82	83,190.00
027499 Equipment Recovery Parks	(10,775.48)	(81,600.00)	70,824.52	(86.79%)	(10,891.64)	(80,000.00)
Total Parks & Recreation Expenses	1,182,291.82	5,325,638.08	(4,143,346.26)	(77.80%)	1,050,192.39	5,121,450.00

CITY OF PORT ALBERNI
GENERAL REVENUE FUND BY DEPARTMENT
For the Three Months Ending March 31, 2016
For Management Purposes Only

	March	Budget	Variance	% Variance	Prior Year	Budget
Net Parks & Recreation Expenses	718,057.92	3,764,354.58	(3,046,296.66)	(80.92%)	593,956.26	3,608,050.00
Heritage & Cultural Services Revenue						
014810 Museum - Sales & Service	(9,804.11)	(22,400.00)	12,595.89	(56.23%)	(4,681.73)	(25,000.00)
014820 Museum - Federal Grants		(3,200.00)	3,200.00	(100.00%)		
014830 Museum - Provincial Grants	(65,000.00)	(70,000.00)	5,000.00	(7.14%)	(65,000.00)	(65,000.00)
014910 McLean Mill - Sales & Service	(127.50)		(127.50)	0.00%	(17.79)	
Total Heritage & Cultural Services Revenue	(74,931.61)	(95,600.00)	20,668.39	(21.62%)	(69,699.52)	(90,000.00)
Expenses						
027510 Museum Services	69,665.96	299,710.25	(230,044.29)	(76.76%)	72,123.02	294,050.00
027515 Museum Programs - Curatorial	5,859.41	27,757.75	(21,898.34)	(78.89%)		27,300.00
027516 Museum Prog. Permanent Exhibit		5,246.00	(5,246.00)	(100.00%)	141.50	5,125.00
027517 Museum Prog. Temp Exhibits	3,869.89	24,345.00	(20,475.11)	(84.10%)	1,036.53	24,000.00
027530 Industrial Collections	7,845.71	43,055.00	(35,209.29)	(81.78%)	15,163.66	66,750.00
027550 Museum Maintenance	14,654.83	56,782.72	(42,127.89)	(74.19%)	10,909.98	54,910.00
027555 McLean Mill	65,604.92	225,000.00	(159,395.08)	(70.84%)	65,938.55	224,000.00
Total Heritage & Cultural Services Expenses	167,500.72	681,896.72	(514,396.00)	(75.44%)	165,313.24	696,135.00
Net Heritage & Cultural Services	92,569.11	586,296.72	(493,727.61)	(84.21%)	95,613.72	606,135.00
LIBRARY						
027600 Library Services	168,333.00	673,333.00	(505,000.00)	(75.00%)	165,085.00	660,338.00
ALBERNI HARBOUR QUAY Revenue						
014600 Marine Commercial Building	(18,998.31)	(70,000.00)	51,001.69	(72.86%)	(12,969.12)	(60,000.00)
014601 Port Building	(5,470.20)	(22,220.00)	16,749.80	(75.38%)	(5,400.00)	(22,000.00)
014602 Market Square	(7,318.74)	(32,320.00)	25,001.26	(77.36%)	(7,226.46)	(32,000.00)
014690 A.H.Q. Miscellaneous Revenue	(76.00)		(76.00)	0.00%	(122.00)	
Total Alberni Harbour Quay Revenue	(31,863.25)	(124,540.00)	92,676.75	(74.42%)	(25,717.58)	(114,000.00)
Expenses						
026701 A.H.Q. Administration	3,503.21	23,290.00	(19,786.79)	(84.96%)	1,391.58	22,500.00
026770 Harbour Quay-Buildings Mtce	12,960.98	108,587.49	(95,626.51)	(88.06%)	26,632.86	106,238.00
Total Alberni Harbour Quay Expenses	16,464.19	131,877.49	(115,413.30)	(87.52%)	28,024.44	128,738.00
Net Alberni Harbour Quay	(15,399.06)	7,337.49	(22,736.55)	(309.87%)	2,306.86	14,738.00
LAND & BUILDING RENTALS Revenue						
015320 Land & Building Rentals	(30,300.74)	(138,720.00)	108,419.26	(78.16%)	(34,218.12)	(136,000.00)
Expenses						
021253 Other City Buildings & Lands	1,348.50	1,600.00	(251.50)	(15.72%)	116.64	1,600.00

CITY OF PORT ALBERNI
GENERAL REVENUE FUND BY DEPARTMENT
For the Three Months Ending March 31, 2016
For Management Purposes Only

	March	Budget	Variance	% Variance	Prior Year	Budget
Total Land & Building Rentals Expense	1,348.50	1,600.00	(251.50)	(15.72%)	116.64	1,600.00
Net Land & Building Rentals	(28,952.24)	(137,120.00)	108,167.76	(78.89%)	(34,101.48)	(134,400.00)
TRANSFERS TO OTHER AGENCIES						
Collections for Other Agencies						
011212 Parcel Tax		(131,500.00)	131,500.00	(100.00%)		(131,535.00)
019811 Non-Residential School		(2,200,000.00)	2,200,000.00	(100.00%)		(2,300,000.00)
019812 Residential School		(3,000,000.00)	3,000,000.00	(100.00%)		(3,100,000.00)
019820 Regional Hospital District		(658,500.00)	658,500.00	(100.00%)		(658,537.00)
019821 Regional District Of Alb-Clay		(832,000.00)	832,000.00	(100.00%)		(832,047.00)
019830 Municipal Finance Authority		(500.00)	500.00	(100.00%)		(500.00)
019831 B.C. Assessment Authority		(170,000.00)	170,000.00	(100.00%)		(180,000.00)
Total Collections for Other Agencies		(6,992,500.00)	6,992,500.00	(100.00%)		(7,202,619.00)
Transfers To Other Agencies						
028410 Regional District Alberni-Clay		963,500.00	(963,500.00)	(100.00%)		963,582.00
028811 Non-Residential School Levy		2,200,000.00	(2,200,000.00)	(100.00%)		2,300,000.00
028812 Residential School Levy		3,000,000.00	(3,000,000.00)	(100.00%)		3,100,000.00
028820 Hospital District		658,500.00	(658,500.00)	(100.00%)		658,537.00
028830 Municipal Finance Authority		500.00	(500.00)	(100.00%)		500.00
028831 B.C. Assessment Authority		170,000.00	(170,000.00)	(100.00%)		180,000.00
Total Transfers to Other Agencies		6,992,500.00	(6,992,500.00)	(100.00%)		7,202,619.00
Net Transfers to Other Agencies				0.00%		
TRANSFERS & RESERVES						
Transfers From Reserve Funds						
019110 Cemetery Trust Fund		(2,000.00)	2,000.00	(100.00%)		
019114 Surplus From Previous Years		(400,000.00)	400,000.00	(100.00%)		(412,600.00)
Total Transfers From Reserve Funds		(402,000.00)	402,000.00	(100.00%)		(412,600.00)
Transfers To Reserve Funds						
028211 Transfer To Res. & Allowances		366,132.00	(366,132.00)	(100.00%)		412,600.00
028220 Transfer To Gen Capital Fund		770,294.00	(770,294.00)	(100.00%)		686,300.00
028222 Transfer To Reserve Funds		30,000.00	(30,000.00)	(100.00%)		
028910 Debt Reserve Transfer		15,000.00	(15,000.00)	(100.00%)		15,000.00
029911 Contingency Funds		200,000.00	(200,000.00)	(100.00%)	19,000.00	150,000.00
Total Transfers To Reserve Funds		1,381,426.00	(1,381,426.00)	(100.00%)	19,000.00	1,263,900.00
Net Transfers To (From) Reserve Funds		979,426.00	(979,426.00)	(100.00%)	19,000.00	851,300.00
Total Revenue (Over) Under Expense	4,088,331.94	(192,916.38)	4,281,248.32	(2219.22%)	3,892,828.94	

CITY OF PORT ALBERNI
WATER REVENUE FUND
For the Three Months Ending March 31, 2016
For Management Purposes Only

	March	Budget	Variance	% Variance	Prior Year	Budget
Water Revenue Fund						
Revenue From Operations						
Sales of Service						
054421 Metered Sales	\$33,867.24	(\$2,962,346.00)	\$2,996,213.24	(101.14%)	\$6,294.19	(\$2,693,042.00)
054431 Connections	(12,979.36)	(34,437.24)	21,457.88	(62.31%)		(33,762.00)
054432 Turn-On Charges		(324.36)	324.36	(100.00%)	(170.00)	(318.00)
054433 Service Charges Sundry	(575.00)	(8,658.78)	8,083.78	(93.36%)	(175.00)	(8,489.00)
Total Sales of Service	20,312.88	(3,005,766.38)	3,026,079.26	(100.68%)	5,949.19	(2,735,611.00)
Other Revenue						
055590 Other Interest		(3,300.00)	3,300.00	(100.00%)		(3,300.00)
055611 Water Penalty	(8,122.15)	(25,000.00)	16,877.85	(67.51%)	(6,241.87)	(25,000.00)
Total Other Revenue	(8,122.15)	(28,300.00)	20,177.85	(71.30%)	(6,241.87)	(28,300.00)
Total Revenue From Operations	12,190.73	(3,034,066.38)	3,046,257.11	(100.40%)	(292.68)	(2,763,911.00)
Water Supply System						
Administration						
064110 Water Administration & Other	63,132.35	15,300.00	47,832.35	312.63%	61,674.21	204,000.00
064121 Engineering Consulting Service	9,391.51	50,000.00	(40,608.49)	(81.22%)	2,700.00	50,000.00
064133 Customer Service Requests	21,381.59	66,000.00	(44,618.41)	(67.60%)	13,123.85	60,000.00
064136 Small Tools/Equipment/Supplies	1,724.78	12,500.00	(10,775.22)	(86.20%)	955.84	15,000.00
064141 Supply Inspection & Operation	31,508.12	168,500.00	(136,991.88)	(81.30%)	34,353.28	175,299.00
064161 Pumping Inspection & Operation	66,112.27	257,000.00	(190,887.73)	(74.28%)	58,791.21	243,200.00
064181 Transmission/Distribution Sys.	80,966.28	286,000.00	(205,033.72)	(71.69%)	58,103.67	291,000.00
064183 Connections	36,631.41	126,000.00	(89,368.59)	(70.93%)	32,643.74	113,000.00
064185 Meters	44,828.20	220,000.00	(175,171.80)	(79.62%)	34,024.21	204,000.00
064187 Hydrants	1,060.96	49,550.00	(48,489.04)	(97.86%)	19,156.21	51,550.00
064194 Cost Of Sales - Water		7,500.00	(7,500.00)	(100.00%)		7,500.00
Total Water Supply System	356,737.47	1,258,350.00	(901,612.53)	(71.65%)	315,526.22	1,414,549.00
Fiscal Services						
068120 Interest On Own Debentures		44,000.00	(44,000.00)	(100.00%)		60,000.00
068130 Principal Install.On Own Deb.		38,743.00	(38,743.00)	(100.00%)		67,163.00
		82,743.00	(82,743.00)	(100.00%)		127,163.00
Transfers to Funds and Reserves						
068211 Transfer To Reserves		1,016,474.00	(1,016,474.00)	(100.00%)		201,699.00
068220 Transfer To Water Capital Fund		482,500.00	(482,500.00)	(100.00%)		1,015,000.00
068910 Debt Reserve Transfer				0.00%		5,500.00
		1,498,974.00	(1,498,974.00)	(100.00%)		1,222,199.00
Total Fiscal Services		1,581,717.00	(1,581,717.00)	(100.00%)		1,349,362.00
Total Expenses	356,737.47	2,840,067.00	(2,483,329.53)	(87.44%)	315,526.22	2,763,911.00
Revenue (Over) Under Expense	368,928.20	(193,999.38)	562,927.58	(290.17%)	315,233.54	

CITY OF PORT ALBERNI
SEWER REVENUE FUND
For the Three Months Ending March 31, 2016
For Management Purposes Only

	March	Budget	Variance	% Variance	Prior Year	Budget
Sewer Revenue Fund						
Revenue From Operations						
Sales of Service						
094421 Sewer Fees	\$13,761.06	(\$2,457,496.80)	\$2,471,257.86	(100.56%)	\$11,801.13	(\$2,234,088.00)
094431 Sewer Connections	(5,500.00)	(33,638.00)	28,138.00	(83.65%)	1,000.00	(30,580.00)
094432 Service Charges Sundry	(72.26)	(3,339.60)	3,267.34	(97.84%)		(3,036.00)
094433 User Charges		(15,363.70)	15,363.70	(100.00%)		(13,967.00)
094441 Sewage Disposal Fees	(5,278.50)	(10,902.10)	5,623.60	(51.58%)	(15,606.00)	(9,911.00)
Total Sales of Service	2,910.30	(2,520,740.20)	2,523,650.50	(100.12%)	(2,804.87)	(2,291,582.00)
Other Revenue						
095590 M.F.A. Debt Reserve Income		(1,000.00)	1,000.00	(100.00%)		(600.00)
095611 Sewer Penalty Charges	(7,286.57)	(13,794.00)	6,507.43	(47.18%)	(5,235.51)	(12,540.00)
095650 Sewer Study Grant						
091210 Local Improvements						
095722 Transfer Of Sewer L/I Charges		(41,098.00)	41,098.00	(100.00%)		(37,362.00)
Total Other Revenue	(7,286.57)	(55,892.00)	48,605.43	(86.96%)	(5,235.51)	(50,502.00)
Total Revenue From Operations	(4,376.27)	(2,576,632.20)	2,572,255.93	(99.83%)	(8,040.38)	(2,342,084.00)
Transfers						
096221 Sewerage Fac. Assist. Grant						
099110 Federal Transfers - Gas Tax-		(40,000.00)	40,000.00	(100.00%)		(40,000.00)
099111 Reserve For Projects/Purchases						
099114 Surplus From Previous Years						
099211 Contr. From General Revenue						
Total Transfers		(40,000.00)	40,000.00	(100.00%)		(40,000.00)
Total Revenue	(4,376.27)	(2,616,632.20)	2,612,255.93	(99.83%)	(8,040.38)	(2,382,084.00)
Expenses						
Administration						
104210 Sewer Administration & Other	71,610.15	42,256.69	29,353.46	69.46%	73,450.90	156,000.00
104221 Contract Services	6,034.88	40,000.00	(33,965.12)	(84.91%)	1,134.00	40,000.00
104233 Customer Service Requests	29,727.83	115,000.00	(85,272.17)	(74.15%)	24,314.48	110,000.00
104236 Small Tools/Equipment/Supplies	1,761.49	15,000.00	(13,238.51)	(88.26%)	2,915.53	15,000.00
Total Administrative Expenses	109,134.35	212,256.69	(103,122.34)	(48.58%)	101,814.91	321,000.00
Collection and Treatment						
104240 Sewage Collection System Maint	16,553.44	198,100.00	(181,546.56)	(91.64%)	36,750.42	204,100.00
104241 Sewer Service Connections	43,870.53	170,140.00	(126,269.47)	(74.22%)	37,402.27	133,140.00
104260 Sewage Lift Stations	67,203.86	158,000.00	(90,796.14)	(57.47%)	41,957.62	213,500.00
104280 Sewage Treatment	49,366.04	279,000.00	(229,633.96)	(82.31%)	53,191.83	278,000.00
104294 Cost Of Sales - Sewer	105.06	2,500.00	(2,394.94)	(95.80%)	106.68	2,500.00
Total Collection and Treatment Expenses	177,098.93	807,740.00	(630,641.07)	(78.07%)	169,408.82	831,240.00

CITY OF PORT ALBERNI
SEWER REVENUE FUND
For the Three Months Ending March 31, 2016
For Management Purposes Only

	March	Budget	Variance	% Variance	Prior Year	Budget
Total Expenses	286,233.28	1,019,996.69	(733,763.41)	(71.94%)	271,223.73	1,152,240.00
Debt						
108193 Banking Service Charges						
108120 Interest On Own Debentures		177,154.00	(177,154.00)	(100.00%)	29,032.16	219,884.00
108130 Principal Install On Own Deb.		136,293.00	(136,293.00)	(100.00%)	66,436.36	202,269.00
		313,447.00	(313,447.00)	(100.00%)	95,468.52	422,153.00
Transfers						
108211 Transfer To Reserves & Allow.		739,945.00	(739,945.00)	(100.00%)		467,691.00
108220 Transfer To Sewer Capital Fund		350,000.00	(350,000.00)	(100.00%)		320,000.00
108910 Debt Reserve Transfer		1,000.00	(1,000.00)	(100.00%)		20,000.00
099212 Sewer Capital Fund						
		1,090,945.00	(1,090,945.00)	(100.00%)		807,691.00
Total Debt and Transfers		1,404,392.00	(1,404,392.00)	(100.00%)	95,468.52	1,229,844.00
Total Expenses, Debt & Transfers	286,233.28	2,424,388.69	(2,138,155.41)	(88.19%)	366,692.25	2,382,084.00
Revenue (Over) Under Expenses	281,857.01	(192,243.51)	474,100.52	(246.61%)	358,651.87	

CITY OF PORT ALBERNI
GENERAL CAPITAL FUND
For the Three Months Ending March 31, 2016
For Management Purposes Only

		March	Budget	Variance	% Variance	Prior Year	Budget
	General Capital Fund						
	Source of Funds						
	Federal and Provincial Assistance						
477211	Federal Assistance						
477411	Provincial Assistance						
478126	Emergency Mgmt BC	85,637.00		85,637.00	0.00%		
	Total Federal and Provincial	85,637.00		85,637.00	0.00%		
478100	Other Contributions				0.00%	(837,301.03)	
					0.00%	(837,301.03)	
478105	New Deal Gas Tax Funding						
	Total Other Contributions				0.00%	(837,301.03)	
	Transfers From Other Funds and Reserves						
478123	P&R Contributions-McLean Mill						
479211	Contr. From Gen. Revenue Fund						
479214	Contr. From Land Sale Reserve						
479221	Contr. From Gen. Revenue Fund						
479223	Contribution From E.R.R.F						
479224	Contribution From Land Sale						
479231	Contr. From Gen. Revenue Fund						
479233	Contribution From E.R.R.F.						
479234	Contr. From Land Sale Reserves						
479235	Contr From Capital Works Res.						
	Total Transfers from Other Funds and Reserves				0.00%		
	Borrowing						
479222	Short Term Capital Borrowing						
479225	Debenture Borrowing						
	Total Borrowing				0.00%		
	Other Income						
478190	Gain/Loss on Disposals	(1.00)		(1.00)	0.00%		
	Total Source of Funds	85,636.00		85,636.00	0.00%	(837,301.03)	
	Projects						
	Capital Purchases						
485310	Alberni Harbour Quay	53,970.94	70,000.00	(16,029.06)	(22.90%)		25,000.00
485320	Parks & Rec Facil Capital Purc	2,840.00	110,000.00	(107,160.00)	(97.42%)		210,000.00
485325	Parks & Rec - Parks & Playgr.	2,309.50	175,650.00	(173,340.50)	(98.69%)	78,649.58	140,000.00
485330	General Government	24,216.60	170,000.00	(145,783.40)	(85.75%)		225,000.00

CITY OF PORT ALBERNI
GENERAL CAPITAL FUND
For the Three Months Ending March 31, 2016
For Management Purposes Only

	March	Budget	Variance	% Variance	Prior Year	Budget
485350 Fire Protection		118,000.00	(118,000.00)	(100.00%)		98,000.00
485365 McLean Mill Capital Purchases				0.00%		25,000.00
485370 Transportation Services	50,497.37	158,000.00	(107,502.63)	(68.04%)		456,600.00
Total Capital Purchases	133,834.41	801,650.00	(667,815.59)	(83.31%)	78,649.58	1,179,600.00
Capital Construction						
Parks, Recreation and Culture						
485400 Parks Capital Construction	14,218.50	35,000.00	(20,781.50)	(59.38%)		135,000.00
485403 11 Fire Hall Roof Insulation				0.00%	27,799.83	
485406 11 Harbour Quay Washroom				0.00%	6,370.90	
485412 13 Multiplex Energy Audit Upgrade				0.00%	503,579.99	
485414 13 Glenwood Energy Audit Upgrades				0.00%	7,519.91	
Total Capital Construction	14,218.50	35,000.00	(20,781.50)	(59.38%)	545,270.63	135,000.00
Paving and Road Construction						
485435 14 Paving & Road Construction	270,378.87	730,000.00	(459,621.13)	(62.96%)		778,600.00
Total Paving and Road Construction	270,378.87	730,000.00	(459,621.13)	(62.96%)		778,600.00
Storm Drain Construction						
485450 Storm Drain Construction	184,199.12	385,000.00	(200,800.88)	(52.16%)	103,479.82	711,000.00
Total Storm Drain Construction	184,199.12	385,000.00	(200,800.88)	(52.16%)	103,479.82	711,000.00
Other Construction						
485486 08 Signal Controller Software		175,000.00	(175,000.00)	(100.00%)	20,380.56	
485490 14 Works Other Capital Projects	3,080,569.55		3,080,569.55	0.00%	68,058.80	
485497 12 Tsunami Warn Sys.Stn#1 Rep	2,472.90		2,472.90	0.00%	118,209.44	43,000.00
485499 13 10+Wallace Traffic Control		29,600.00	(29,600.00)	(100.00%)		
Total Other Construction	3,083,042.45	204,600.00	2,878,442.45	1406.86%	206,648.80	43,000.00
Total Projects	3,685,673.35	2,156,250.00	1,529,423.35	70.93%	934,048.83	2,847,200.00
Transfers						
Total Transfers				0.00%		
Revenue (Over) Under Expenses	3,771,309.35	2,156,250.00	1,615,059.35	74.90%	96,747.80	2,847,200.00

CITY OF PORT ALBERNI
WATER CAPITAL FUND
For the Three Months Ending March 31, 2016
For Management Purposes Only

	March	Budget	Variance	% Variance	Prior Year	Budget
Source of Funds						
Federal and Provincial Assistance						
517211 Federal Assistance						
517411 Provincial Assistance						
Total Federal & Provincial Assistance				0.00%		
Other Contributions						
Total Other Contributions				0.00%		
Transfers From Other Funds and Reserves						
Total Transfers				0.00%		
Total Source of Funds				0.00%		
Projects						
Capital Construction						
525310 Capital Purchase/Leased Equip.		10,000.00	(10,000.00)	(100.00%)		
525405 Dead End Water Main Upgrades	17,177.34		17,177.34	0.00%	25,766.97	100,000.00
525416 2014 North Cr-7th - 10th Ave	314,388.66	672,500.00	(358,111.34)	(53.25%)		915,000.00
Total Capital Construction	331,566.00	682,500.00	(350,934.00)	(51.42%)	25,766.97	1,015,000.00
Treatment, Pumping & Metering						
525420 Treatment, Pumping & Metering	542.75	130,000.00	(129,457.25)	(99.58%)	11,657.36	
525424 12 Bainbridge Treatment Plant Ph 1	31,507.01		31,507.01	0.00%	2,657,957.27	
525425 10 SCADA Communications Upgrade	315,619.58		315,619.58	0.00%	300,840.98	
Total Treatment, Pumping & Metering	347,669.34	130,000.00	217,669.34	167.44%	2,970,455.61	
Total Capital Projects	679,235.34	812,500.00	(133,264.66)	(16.40%)	2,996,222.58	1,015,000.00
Transfers						
Total Expenses	679,235.34	812,500.00	(133,264.66)	(16.40%)	2,996,222.58	1,015,000.00
Source of Funds (Over) Under Expenses	679,235.34	812,500.00	(133,264.66)	(16.40%)	2,996,222.58	1,015,000.00

CITY OF PORT ALBERNI
SEWER CAPITAL FUND
For the Three Months Ending March 31, 2016
For Management Purposes Only

	March	Budget	Variance	% Variance	Prior Year	Budget
Source of Funds						
Federal and Provincial Assistance						
Other						
558110 Other Contributions				0.00%	(\$364,791.15)	
558190 Gain/Loss Disp. of Assets Sewr				0.00%	5,294.29	
Total Other				0.00%	(359,496.86)	
Transfers From Funds and Reserves						
Borrowing						
Total Source of Funds				0.00%	(359,496.86)	
Projects						
Main Renewals and Relines						
565408 Small Capital Main Replacement	20,053.04	100,000.00	(79,946.96)	(79.95%)	1,161.15	100,000.00
565416 Renewals and Relines	306.48		306.48	0.00%	606.00	
565427 Renewals and Relines	38,332.90		38,332.90	0.00%		
Total Renewals and Relines	58,692.42	100,000.00	(41,307.58)	(41.31%)	1,767.15	100,000.00
Treatment and Pumping						
565431 12 Sewer Treatment Upgrade	959,051.42		959,051.42	0.00%	806,075.57	
Total Treatment and Pumping	959,051.42		959,051.42	0.00%	806,075.57	
Total Capital Projects	1,017,743.84	100,000.00	917,743.84	917.74%	807,842.72	100,000.00
Transfers						
Total Expenses	1,017,743.84	100,000.00	917,743.84	917.74%	807,842.72	100,000.00
Source of Funds (Over) Under Expenses	1,017,743.84	100,000.00	917,743.84	917.74%	448,345.86	100,000.00

System: 5/16/2016 9:54:50 AM
 User Date: 5/16/2016

City of Port Alberni
 VENDOR CHEQUE REGISTER REPORT
 Payables Management

Page: 1
 User ID: SPENCER_M

Ranges:	From:	To:	From:	To:
Cheque Number	First	Last	Cheque Date	2/15/2016
Vendor ID	First	Last	Chequebook ID	First
Vendor Name	First	Last		Last

Sorted By: Cheque Date

* Voided Cheques

Cheque Number	Vendor ID	Vendor Cheque Name	Cheque Date	Chequebook ID	Audit Trail Code	Amount
134197	3521	ALBERNI VALLEY MINOR HOCKEY AS	2/17/2016	BMO1	PMCHQ00000492	\$2,100.00
134198	3665	ALBERNI VALLEY REFRIGERATION	2/17/2016	BMO1	PMCHQ00000492	\$115.50
134199	200669	ALBERNI WRESTLING CLUB	2/17/2016	BMO1	PMCHQ00000492	\$2,100.00
134200	52570	ANDREW SHERET LIMITED	2/17/2016	BMO1	PMCHQ00000492	\$20,009.85
134201	7000	BAILEY ELECTRIC CO LTD	2/17/2016	BMO1	PMCHQ00000492	\$4,586.23
134202	203918	BRACK, CHRISTINA	2/17/2016	BMO1	PMCHQ00000492	\$200.00
134203	18719	COCA COLA BOTTLING	2/17/2016	BMO1	PMCHQ00000492	\$1,555.43
134204	21490	DEL EQUIPMENT LIMITED	2/17/2016	BMO1	PMCHQ00000492	\$843.37
134205	204543	DOROTHY CLARKSTONE IN TRUST	2/17/2016	BMO1	PMCHQ00000492	\$10,450.00
134206	202415	ESC AUTOMATION INC	2/17/2016	BMO1	PMCHQ00000492	\$890.64
134207	204695	FPOABC	2/17/2016	BMO1	PMCHQ00000492	\$500.00
134208	27370	HARLAN FAIRBANKS CO	2/17/2016	BMO1	PMCHQ00000492	\$634.97
134209	204262	KLEYN, MICHAEL	2/17/2016	BMO1	PMCHQ00000492	\$1,728.00
134210	37050	MAGIC MOMENTS SHIRTS & PRINT S	2/17/2016	BMO1	PMCHQ00000492	\$311.30
134211	91167	MILLER, DORIANNE	2/17/2016	BMO1	PMCHQ00000492	\$1,440.00
134212	202311	MILLIKEN, LENORA	2/17/2016	BMO1	PMCHQ00000492	\$75.00
134213	42598	NORTH DOUGLAS FOOD SERVICE DIS	2/17/2016	BMO1	PMCHQ00000492	\$3,405.95
134214	43190	OLD DUTCH FOODS LTD	2/17/2016	BMO1	PMCHQ00000492	\$127.89
134215	203043	PELECH, JEFF	2/17/2016	BMO1	PMCHQ00000492	\$886.23
134216	204724	PORT ALBERNI LADIES NON CONTAC	2/17/2016	BMO1	PMCHQ00000492	\$1,800.00
134217	47333	QUALITY FOODS	2/17/2016	BMO1	PMCHQ00000492	\$150.81
134218	202973	ROBERTS, MIKAELA	2/17/2016	BMO1	PMCHQ00000492	\$200.00
134219	203356	SAMSON, NOMI	2/17/2016	BMO1	PMCHQ00000492	\$400.00
134220	52450	SHAW CABLE	2/17/2016	BMO1	PMCHQ00000492	\$190.30
134221	10920	TELUS	2/17/2016	BMO1	PMCHQ00000492	\$9,648.53
134222	10868	TELUS MOBILITY CELLULAR INC	2/17/2016	BMO1	PMCHQ00000492	\$3,031.33
134223	204723	VOYSEY, SCOTT	2/17/2016	BMO1	PMCHQ00000492	\$60.00
134224	60613	WESTCOAST HOME HARDWARE	2/17/2016	BMO1	PMCHQ00000492	\$319.35
134225	30130	WESTERN VANCOUVER ISLAND INDUS	2/17/2016	BMO1	PMCHQ00000492	\$10,000.00
134226	62740	WINDSOR PLYWOOD	2/17/2016	BMO1	PMCHQ00000492	\$2,157.37
134227	559	0946982 BC LTD	2/19/2016	BMO1	PMCHQ00000493	\$2,642.85
134228	24937	A J FORSYTH, A DIVISION OF RUS	2/19/2016	BMO1	PMCHQ00000493	\$79.32
134229	560	ACKLANDS - GRAINGER INC	2/19/2016	BMO1	PMCHQ00000493	\$13,362.27
134230	640	ACME SUPPLIES LTD	2/19/2016	BMO1	PMCHQ00000493	\$1,044.56
134231	27020	AIR LIQUIDE CANADA INC	2/19/2016	BMO1	PMCHQ00000493	\$386.61
134232	1335	AIRGAS CANADA INC.	2/19/2016	BMO1	PMCHQ00000493	\$93.45
134233	1800	ALBERNI COMMUNICATIONS & ELECT	2/19/2016	BMO1	PMCHQ00000493	\$202.72
134234	45585	ALBERNI ECO DRY CLEANERS	2/19/2016	BMO1	PMCHQ00000493	\$1,343.47
134235	200877	ALBERNI GLASS & MIRROR 2003 LT	2/19/2016	BMO1	PMCHQ00000493	\$225.06
134236	2540	ALBERNI INDUSTRIAL MARINE SUPP	2/19/2016	BMO1	PMCHQ00000493	\$23.89
134237	3150	ALBERNI VALLEY CHAMBER OF COMM	2/19/2016	BMO1	PMCHQ00000493	\$2,100.00
134238	3665	ALBERNI VALLEY REFRIGERATION	2/19/2016	BMO1	PMCHQ00000493	\$215.25
134239	52570	ANDREW SHERET LIMITED	2/19/2016	BMO1	PMCHQ00000493	\$3,349.20
134240	200212	ARNFIELD, SHELLEY	2/19/2016	BMO1	PMCHQ00000493	\$585.00
134241	5720	ASPLUNDH CANADA INC	2/19/2016	BMO1	PMCHQ00000493	\$2,205.00
134242	7860	BEAVER CREEK HOME CENTRE	2/19/2016	BMO1	PMCHQ00000493	\$456.85
134243	8600	BERK'S INTERTRUCK LTD	2/19/2016	BMO1	PMCHQ00000493	\$2,145.38
134244	9065	BLACK PRESS GROUP	2/19/2016	BMO1	PMCHQ00000493	\$1,018.20
134245	9475	BOWERMAN EXCAVATING LTD.	2/19/2016	BMO1	PMCHQ00000493	\$4,354.56
134246	10997	BRANDT TRACTOR LTD.	2/19/2016	BMO1	PMCHQ00000493	\$3,504.66
134247	54350	BRENNTAG CANADA INC.	2/19/2016	BMO1	PMCHQ00000493	\$2,060.35
134248	204107	CANADIAN ALBERNI ENGINEERING L	2/19/2016	BMO1	PMCHQ00000493	\$86.44
134249	13790	CANADIAN CORPS OF COMMISSIONAI	2/19/2016	BMO1	PMCHQ00000493	\$1,161.09
134250	14380	CANADIAN LINEN AND UNIFORM SER	2/19/2016	BMO1	PMCHQ00000493	\$243.66
134251	15301	CANADIAN TIRE #488	2/19/2016	BMO1	PMCHQ00000493	\$362.42
134252	203565	CAP-IT PORT ALBERNI	2/19/2016	BMO1	PMCHQ00000493	\$280.00

* Voided Cheques

Cheque Number	Vendor ID	Vendor Cheque Name	Cheque Date	Chequebook ID	Audit Trail Code	Amount
134253	17550	CIRCLE DAIRY 1987 LTD	2/19/2016	BMO1	PMCHQ00000493	\$227.34
134254	17640	CITY OF PORT ALBERNI	2/19/2016	BMO1	PMCHQ00000493	\$1,587.08
134255	203788	CLOVERDALE PAINT INC	2/19/2016	BMO1	PMCHQ00000493	\$15.55
134256	204595	COAST INTERIOR ARCHAEOLOGY	2/19/2016	BMO1	PMCHQ00000493	\$1,863.75
134257	18735	COFFEE FUND	2/19/2016	BMO1	PMCHQ00000493	\$70.00
134258	18740	COKELY WIRE ROPE LTD	2/19/2016	BMO1	PMCHQ00000493	\$103.53
134259	91538	DANNEBERG, INGRID	2/19/2016	BMO1	PMCHQ00000493	\$18.48
134260	44880	DB PERKS & ASSOCIATES LTD.	2/19/2016	BMO1	PMCHQ00000493	\$3,620.96
134261	22200	DOLANS CONCRETE LTD	2/19/2016	BMO1	PMCHQ00000493	\$8,124.37
134262	22526	DUNCAN ELECTRIC MOTOR LTD	2/19/2016	BMO1	PMCHQ00000493	\$318.43
134263	23181	EMCO LIMITED	2/19/2016	BMO1	PMCHQ00000493	\$564.39
134264	42374	ENEX FUELS LTD.	2/19/2016	BMO1	PMCHQ00000493	\$11,749.83
134265	202377	ENTERPRISE PAPER PARKSVILLE	2/19/2016	BMO1	PMCHQ00000493	\$57.58
134266	23450	EVITT ELECTRIC CO LTD	2/19/2016	BMO1	PMCHQ00000493	\$6.05
134267	23960	FENCELINE PRODUCTS LTD	2/19/2016	BMO1	PMCHQ00000493	\$104.33
134268	24098	FIRE CHIEF'S ASSOCIATION OF BC	2/19/2016	BMO1	PMCHQ00000493	\$722.00
134269	204557	FUSIONCINE	2/19/2016	BMO1	PMCHQ00000493	\$2,296.90
134270	203958	GAGNON, MICHELLE	2/19/2016	BMO1	PMCHQ00000493	\$77.00
134271	204276	GARDAWORLD	2/19/2016	BMO1	PMCHQ00000493	\$1,358.63
134272	26070	GRAPHICS FACTORY	2/19/2016	BMO1	PMCHQ00000493	\$872.48
134273	27009	HACH SALES & SERVICE CANADA	2/19/2016	BMO1	PMCHQ00000493	\$398.63
134274	203557	HART, IAN	2/19/2016	BMO1	PMCHQ00000493	\$53.96
134275	28067	HETHERINGTON INDUSTRIES LTD	2/19/2016	BMO1	PMCHQ00000493	\$145.60
134276	204579	IMAGE X MEDIA	2/19/2016	BMO1	PMCHQ00000493	\$2,657.81
134277	30194	INLAND KENWORTH/PARKER PACIFIC	2/19/2016	BMO1	PMCHQ00000493	\$5,923.65
134278	204130	J & P DISTRIBUTORS INC.	2/19/2016	BMO1	PMCHQ00000493	\$74.71
134279	204676	J MCMILLAN BAILIFF & COLLECTIO	2/19/2016	BMO1	PMCHQ00000493	\$213.34
134280	32270	JACK'S TIRE SALES & SERVICES L	2/19/2016	BMO1	PMCHQ00000493	\$1,588.67
134281	33496	JUST RITE PRECISION SHARPENING	2/19/2016	BMO1	PMCHQ00000493	\$268.80
134282	34000	KGC FIRE RESCUE INC.	2/19/2016	BMO1	PMCHQ00000493	\$3,002.68
134283	34420	L B WOODCHOPPERS LTD	2/19/2016	BMO1	PMCHQ00000493	\$562.96
134284	204709	LDG ELECTRICAL LIMITED	2/19/2016	BMO1	PMCHQ00000493	\$1,092.00
134285	204725	LEYENAAAR, CURTIS	2/19/2016	BMO1	PMCHQ00000493	\$499.95
134286	40805	LOCAL GOVERNMENT MANAGEMENT AS	2/19/2016	BMO1	PMCHQ00000493	\$446.25
134287	203600	LOOMIS EXPRESS	2/19/2016	BMO1	PMCHQ00000493	\$81.36
134288	202355	LORDCO PARTS LTD	2/19/2016	BMO1	PMCHQ00000493	\$2.69
134289	36890	M B LABORATORIES LTD	2/19/2016	BMO1	PMCHQ00000493	\$5,953.50
134290	36260	MCLEAN & HIGGINS LTD	2/19/2016	BMO1	PMCHQ00000493	\$122.85
134291	204335	MOTION CANADA	2/19/2016	BMO1	PMCHQ00000493	\$687.32
134292	201071	NEOPOST CANADA LTD.	2/19/2016	BMO1	PMCHQ00000493	\$4,002.65
134293	200869	NETLINK COMPUTER INC.	2/19/2016	BMO1	PMCHQ00000493	\$487.20
134294	42905	OAK CREEK GOLF & TURF INC.	2/19/2016	BMO1	PMCHQ00000493	\$1,268.55
134295	203043	PELECH, JEFF	2/19/2016	BMO1	PMCHQ00000493	\$245.28
134296	32500	PLANETCLEAN (NANAIMO) LTD	2/19/2016	BMO1	PMCHQ00000493	\$23.90
134297	45725	PORT ALBERNI CIVIC MANAGERS AS	2/19/2016	BMO1	PMCHQ00000493	\$410.00
134298	46595	PRAXAIR DISTRIBUTION	2/19/2016	BMO1	PMCHQ00000493	\$43.72
134299	46676	PRIORITY MANAGEMENT CANADA	2/19/2016	BMO1	PMCHQ00000493	\$99.96
134300	49140	REGIONAL DISTRICT OF ALBERNI C	2/19/2016	BMO1	PMCHQ00000493	\$21,241.05
134301	49150	REGIONAL DISTRICT OF ALBERNI C	2/19/2016	BMO1	PMCHQ00000493	\$720.00
134302	203689	RICOH CANADA	2/19/2016	BMO1	PMCHQ00000493	\$8,185.48
134303	50199	ROCKY MOUNTAIN PHOENIX	2/19/2016	BMO1	PMCHQ00000493	\$495.08
134304	50260	ROLLINS MACHINERY LTD	2/19/2016	BMO1	PMCHQ00000493	\$3,926.14
134305	203334	RUTTAN, MIKE	2/19/2016	BMO1	PMCHQ00000493	\$367.70
134306	203661	SCHAFFERS' EQUIPMENT	2/19/2016	BMO1	PMCHQ00000493	\$1,696.50
134307	204315	SFE GLOBAL	2/19/2016	BMO1	PMCHQ00000493	\$1,627.50
134308	9325	SHANKS, RONDI	2/19/2016	BMO1	PMCHQ00000493	\$60.00
134309	52450	SHAW CABLE	2/19/2016	BMO1	PMCHQ00000493	\$71.58
134310	202207	SHERINE INDUSTRIES LTD	2/19/2016	BMO1	PMCHQ00000493	\$2,965.23
134311	52733	SHRED-IT INTERNATIONAL ULC	2/19/2016	BMO1	PMCHQ00000493	\$174.92
134312	53910	SOUTHSIDE AUTO SUPPLY LTD	2/19/2016	BMO1	PMCHQ00000493	\$1,482.47
134313	54170	STAFF FUND	2/19/2016	BMO1	PMCHQ00000493	\$64.00
134314	203124	STAPLES ADVANTAGE	2/19/2016	BMO1	PMCHQ00000493	\$1,516.38
134315	202288	STAPLES/ BD# 321 PORT ALBERNI	2/19/2016	BMO1	PMCHQ00000493	\$584.18

System: 5/16/2016 9:54:50 AM
 User Date: 5/16/2016

City of Port Alberni
 VENDOR CHEQUE REGISTER REPORT
 Payables Management

Page: 3
 User ID: SPENCER_M

* Voided Cheques

Cheque Number	Vendor ID	Vendor Cheque Name	Cheque Date	Chequebook ID	Audit Trail Code	Amount
134316	204329	STERICYCLE COMMUNICATION SOLUT	2/19/2016	BMO1	PMCHQ00000493	\$172.04
134317	204270	STEWART, GERRY	2/19/2016	BMO1	PMCHQ00000493	\$640.00
134318	204338	TAEKEMA TRANSPORT LTD	2/19/2016	BMO1	PMCHQ00000493	\$1,890.00
134319	10868	TELUS MOBILITY CELLULAR INC	2/19/2016	BMO1	PMCHQ00000493	\$226.24
134320	55727	TEMPEST DEVELOPMENT GROUP INC.	2/19/2016	BMO1	PMCHQ00000493	\$10,235.99
134321	203092	TKS HYDRAULICS & SUPPLY	2/19/2016	BMO1	PMCHQ00000493	\$502.89
134322	57040	UAP INC	2/19/2016	BMO1	PMCHQ00000493	\$56.17
134323	57080	UNISOURCE CANADA INC	2/19/2016	BMO1	PMCHQ00000493	\$629.57
134324	59420	VIMAR EQUIPMENT LTD	2/19/2016	BMO1	PMCHQ00000493	\$318.24
134325	200217	VOYSEY, SHANE	2/19/2016	BMO1	PMCHQ00000493	\$106.00
134326	203499	WESTVAC INDUSTRIAL LTD	2/19/2016	BMO1	PMCHQ00000493	\$130.75
134327	61805	WFR WHOLESALE FIRE & RESCUE LT	2/19/2016	BMO1	PMCHQ00000493	\$526.52
134328	63095	WURTH CANADA LIMITED	2/19/2016	BMO1	PMCHQ00000493	\$388.23
134329	250	A C E COURIER SERVICES	2/24/2016	BMO1	PMCHQ00000494	\$103.07
134330	1960	ALBERNI DISTRICT CO-OP ASSOC	2/24/2016	BMO1	PMCHQ00000494	\$239.70
134331	202367	BECKETT, SCOTT	2/24/2016	BMO1	PMCHQ00000494	\$450.00
134332	9065	BLACK PRESS GROUP	2/24/2016	BMO1	PMCHQ00000494	\$1,715.21
134333	203630	BLOCK WATCH SOCIETY OF BC	2/24/2016	BMO1	PMCHQ00000494	\$50.00
134334	54350	BRENNTAG CANADA INC.	2/24/2016	BMO1	PMCHQ00000494	\$640.71
134335	203363	BUSINESS EXAMINER	2/24/2016	BMO1	PMCHQ00000494	\$681.45
134336	204580	COAST ENVIRONMENTAL LTD	2/24/2016	BMO1	PMCHQ00000494	\$112.00
134337	16501	FORTIS BC - NATURAL GAS	2/24/2016	BMO1	PMCHQ00000494	\$16,918.32
134338	203804	FOURNIER, YOLANDE	2/24/2016	BMO1	PMCHQ00000494	\$600.00
134339	202435	FRESH AIR CINEMA INC	2/24/2016	BMO1	PMCHQ00000494	\$3,200.95
134340	91414	HAACK, ESTER	2/24/2016	BMO1	PMCHQ00000494	\$1,575.00
134341	204727	HAYDEN, AMELIA	2/24/2016	BMO1	PMCHQ00000494	\$48.58
134342	204726	HOFMAN, ARLEEN	2/24/2016	BMO1	PMCHQ00000494	\$120.00
134343	204574	IGI RESOURCES	2/24/2016	BMO1	PMCHQ00000494	\$5,420.42
134344	203488	K & G INSTALLATIONS LTD.	2/24/2016	BMO1	PMCHQ00000494	\$96,580.49
134345	34170	KOCH, SARINA	2/24/2016	BMO1	PMCHQ00000494	\$560.00
134346	51746	KRAUSE, LISA	2/24/2016	BMO1	PMCHQ00000494	\$27.72
134347	203600	LOOMIS EXPRESS	2/24/2016	BMO1	PMCHQ00000494	\$60.08
134348	27010	NUU-CHAH-NULTH TRIBAL COUNCIL	2/24/2016	BMO1	PMCHQ00000494	\$204.00
134349	203936	ROBINSON, MARGARET	2/24/2016	BMO1	PMCHQ00000494	\$288.00
134350	203219	ROTHWELL, CATHY	2/24/2016	BMO1	PMCHQ00000494	\$136.49
134351	52450	SHAW CABLE	2/24/2016	BMO1	PMCHQ00000494	\$88.31
134352	203456	SHIFT ENERGY GROUP	2/24/2016	BMO1	PMCHQ00000494	\$3,150.00
134353	201775	SMITH, CARRIE	2/24/2016	BMO1	PMCHQ00000494	\$800.00
134354	53500	SMITTY'S	2/24/2016	BMO1	PMCHQ00000494	\$525.00
134355	200969	VAN NISPEN, PIP	2/24/2016	BMO1	PMCHQ00000494	\$960.00
134356	250	A C E COURIER SERVICES	3/2/2016	BMO1	PMCHQ00000495	\$600.50
134357	204576	ABSOLUTE ENERGY INC	3/2/2016	BMO1	PMCHQ00000495	\$120.53
134358	52570	ANDREW SHERET LIMITED	3/2/2016	BMO1	PMCHQ00000495	\$10,260.09
134359	204504	AON REED STENHOUSE	3/2/2016	BMO1	PMCHQ00000495	\$251,813.00
134360	10950	B C TRANSIT	3/2/2016	BMO1	PMCHQ00000495	\$78,051.00
134361	6670	B O A B C	3/2/2016	BMO1	PMCHQ00000495	\$430.50
134362	6950	BAGLEY, CATHY	3/2/2016	BMO1	PMCHQ00000495	\$100.00
134363	203918	BRACK, CHRISTINA	3/2/2016	BMO1	PMCHQ00000495	\$40.00
134364	15695	CANSCOTT MANAGEMENT SERVICES L	3/2/2016	BMO1	PMCHQ00000495	\$8,445.12
134365	18960	COLYN, JACOB	3/2/2016	BMO1	PMCHQ00000495	\$92.00
134366	19300	COMOX PACIFIC EXPRESS LTD	3/2/2016	BMO1	PMCHQ00000495	\$203.68
134367	202792	GIBSON, KARLI	3/2/2016	BMO1	PMCHQ00000495	\$499.07
134368	28205	HILTON CENTRE	3/2/2016	BMO1	PMCHQ00000495	\$599.00
134369	201237	KOBUS, KARINA	3/2/2016	BMO1	PMCHQ00000495	\$1,063.91
134370	35105	LEWKOWICH GEOTECHNICAL ENGINEE	3/2/2016	BMO1	PMCHQ00000495	\$2,069.25
134371	203600	LOOMIS EXPRESS	3/2/2016	BMO1	PMCHQ00000495	\$359.70
134372	204205	MABLEY, STEVE	3/2/2016	BMO1	PMCHQ00000495	\$120.31
134373	203584	MARTENS, JAKE	3/2/2016	BMO1	PMCHQ00000495	\$32.95
134374	204502	MINIONS, SHARIE	3/2/2016	BMO1	PMCHQ00000495	\$190.87
134375	204623	PATTERSON, WES	3/2/2016	BMO1	PMCHQ00000495	\$290.81
134376	203043	PELECH, JEFF	3/2/2016	BMO1	PMCHQ00000495	\$110.87
134377	53650	S P C A	3/2/2016	BMO1	PMCHQ00000495	\$12,294.96
134378	52365	SHANKS, DAVE	3/2/2016	BMO1	PMCHQ00000495	\$1,201.80

* Voided Cheques

Cheque Number	Vendor ID	Vendor Cheque Name	Cheque Date	Chequebook ID	Audit Trail Code	Amount
134379	52450	SHAW CABLE	3/2/2016	BM01	PMCHQ00000495	\$297.22
134380	53999	SPIFFY IN A JIFFY JANITORIAL I	3/2/2016	BM01	PMCHQ00000495	\$1,260.00
134381	204728	VANCOUVER ISLAND CHAPTER OF TH	3/2/2016	BM01	PMCHQ00000495	\$183.75
134382	62795	WOOD ENERGY TECHNOLOGY TRANSFE	3/2/2016	BM01	PMCHQ00000495	\$105.00
134383	4340	AMERICAN WATER WORKS ASSOC	3/9/2016	BM01	PMCHQ00000496	\$182.00
134384	52570	ANDREW SHERET LIMITED	3/9/2016	BM01	PMCHQ00000496	\$7,441.60
134385	10360	B C HYDRO & POWER AUTHORITY	3/9/2016	BM01	PMCHQ00000496	\$104,342.94
134386	204438	BILODEAU, STEVE	3/9/2016	BM01	PMCHQ00000496	\$317.90
134387	202286	BUTT, MICHELLE	3/9/2016	BM01	PMCHQ00000496	\$23.60
134388	202608	CNJ LIGHTING SOLUTIONS	3/9/2016	BM01	PMCHQ00000496	\$242.55
134389	18719	COCA COLA BOTTLING	3/9/2016	BM01	PMCHQ00000496	\$898.40
134390	202896	DEL RIO, JIM	3/9/2016	BM01	PMCHQ00000496	\$189.00
134391	203958	GAGNON, MICHELLE	3/9/2016	BM01	PMCHQ00000496	\$28.14
134392	27370	HARLAN FAIRBANKS CO	3/9/2016	BM01	PMCHQ00000496	\$626.21
134393	203417	HAUTZINGER, TIM	3/9/2016	BM01	PMCHQ00000496	\$61.56
134394	203901	MARINKA KURUCZ	3/9/2016	BM01	PMCHQ00000496	\$275.00
134395	39580	MINISTER OF FINANCE PESTICIDE	3/9/2016	BM01	PMCHQ00000496	\$250.00
134396	42598	NORTH DOUGLAS FOOD SERVICE DIS	3/9/2016	BM01	PMCHQ00000496	\$2,787.09
134397	43190	OLD DUTCH FOODS LTD	3/9/2016	BM01	PMCHQ00000496	\$348.39
134398	45593	PLEY, TIM	3/9/2016	BM01	PMCHQ00000496	\$123.69
134399	48370	RECEIVER GENERAL FOR CANADA -	3/9/2016	BM01	PMCHQ00000496	\$1,310,669.15
134400	203936	ROBINSON, MARGARET	3/9/2016	BM01	PMCHQ00000496	\$442.00
134401	52450	SHAW CABLE	3/9/2016	BM01	PMCHQ00000496	\$123.15
134402	53999	SPIFFY IN A JIFFY JANITORIAL I	3/9/2016	BM01	PMCHQ00000496	\$1,260.00
134403	57050	UBCM - Union of BC Municipalit	3/9/2016	BM01	PMCHQ00000496	\$9,087.11
134404	204700	VAN ADRICHEM, RHONDA	3/9/2016	BM01	PMCHQ00000496	\$34.33
134405	204731	WHITE, SHANNON	3/9/2016	BM01	PMCHQ00000496	\$9.80
134406	44520	PARKS & RECREATION PETTY CASH	3/10/2016	BM01	PMCHQ00000497	\$149.04
134407	559	0946982 BC LTD	3/10/2016	BM01	PMCHQ00000498	\$8,336.48
134408	555	ACHINBACK FOUNDRY	3/10/2016	BM01	PMCHQ00000498	\$1,039.75
134409	560	ACKLANDS - GRAINGER INC	3/10/2016	BM01	PMCHQ00000498	\$5,186.94
134410	640	ACME SUPPLIES LTD	3/10/2016	BM01	PMCHQ00000498	\$595.04
134411	203082	ADVANCED AUTOMATIC DOORS	3/10/2016	BM01	PMCHQ00000498	\$236.46
134412	1000	AGO INDUSTRIES INC	3/10/2016	BM01	PMCHQ00000498	\$192.17
134413	27020	AIR LIQUIDE CANADA INC	3/10/2016	BM01	PMCHQ00000498	\$801.56
134414	1335	AIRGAS CANADA INC.	3/10/2016	BM01	PMCHQ00000498	\$88.96
134415	29104	ALBERNI COLOUR CORNER	3/10/2016	BM01	PMCHQ00000498	\$1,203.47
134416	45585	ALBERNI ECO DRY CLEANERS	3/10/2016	BM01	PMCHQ00000498	\$1,421.96
134417	2540	ALBERNI INDUSTRIAL MARINE SUPP	3/10/2016	BM01	PMCHQ00000498	\$240.50
134418	3665	ALBERNI VALLEY REFRIGERATION	3/10/2016	BM01	PMCHQ00000498	\$115.50
134419	204596	ALGIS CONSULTING LTD	3/10/2016	BM01	PMCHQ00000498	\$559.12
134420	52570	ANDREW SHERET LIMITED	3/10/2016	BM01	PMCHQ00000498	\$795.56
134421	5450	ARROWSMITH GLASS	3/10/2016	BM01	PMCHQ00000498	\$468.66
134422	5720	ASPLUNDH CANADA INC	3/10/2016	BM01	PMCHQ00000498	\$1,495.20
134423	5740	ASSOCIATED ENGINEERING (BC) LT	3/10/2016	BM01	PMCHQ00000498	\$8,359.61
134424	9900	B C AIR FILTER LTD	3/10/2016	BM01	PMCHQ00000498	\$653.47
134425	7860	BEAVER CREEK HOME CENTRE	3/10/2016	BM01	PMCHQ00000498	\$351.51
134426	8600	BERK'S INTERTRUCK LTD	3/10/2016	BM01	PMCHQ00000498	\$2,656.23
134427	9065	BLACK PRESS GROUP	3/10/2016	BM01	PMCHQ00000498	\$152.01
134428	9475	BOWERMAN EXCAVATING LTD.	3/10/2016	BM01	PMCHQ00000498	\$42,424.31
134429	9515	BOWMARK CONCRETE LTD.	3/10/2016	BM01	PMCHQ00000498	\$640.49
134430	10997	BRANDT TRACTOR LTD.	3/10/2016	BM01	PMCHQ00000498	\$290.13
134431	54350	BRENNTAG CANADA INC.	3/10/2016	BM01	PMCHQ00000498	\$1,251.24
134432	203484	CAMLOCK HOLDINGS LTD	3/10/2016	BM01	PMCHQ00000498	\$767.78
134433	204107	CANADIAN ALBERNI ENGINEERING L	3/10/2016	BM01	PMCHQ00000498	\$5,291.62
134434	13790	CANADIAN CORPS OF COMMISSIONAI	3/10/2016	BM01	PMCHQ00000498	\$2,206.07
134435	14380	CANADIAN LINEN AND UNIFORM SER	3/10/2016	BM01	PMCHQ00000498	\$738.15
134436	15301	CANADIAN TIRE #488	3/10/2016	BM01	PMCHQ00000498	\$1,081.45
134437	17550	CIRCLE DAIRY 1987 LTD	3/10/2016	BM01	PMCHQ00000498	\$164.52
134438	203788	CLOVERDALE PAINT INC	3/10/2016	BM01	PMCHQ00000498	\$186.31
134439	204149	COAST HERITAGE CONSULTING	3/10/2016	BM01	PMCHQ00000498	\$1,600.00
134440	204595	COAST INTERIOR ARCHAEOLOGY	3/10/2016	BM01	PMCHQ00000498	\$9,990.91
134441	23250	COASTAL PEST MANAGEMENT	3/10/2016	BM01	PMCHQ00000498	\$47.25

* Voided Cheques

Cheque Number	Vendor ID	Vendor Cheque Name	Cheque Date	Chequebook ID	Audit Trail Code	Amount
134442	18735	COFFEE FUND	3/10/2016	BM01	PMCHQ00000498	\$72.50
134443	18740	COKELY WIRE ROPE LTD	3/10/2016	BM01	PMCHQ00000498	\$119.83
134444	201803	CO-OPERATORS, THE	3/10/2016	BM01	PMCHQ00000498	\$18,841.83
134445	28173	DANN HIGGINS GAS SERVICES	3/10/2016	BM01	PMCHQ00000498	\$1,717.26
134446	44880	DB PERKS & ASSOCIATES LTD.	3/10/2016	BM01	PMCHQ00000498	\$69.26
134447	202896	DEL RIO, JIM	3/10/2016	BM01	PMCHQ00000498	\$840.00
134448	22200	DOLANS CONCRETE LTD	3/10/2016	BM01	PMCHQ00000498	\$7,446.41
134449	18008	DOROTHY CLARKSTONE NOTARY CORP	3/10/2016	BM01	PMCHQ00000498	\$458.47
134450	201054	E-CARD ID PRODUCTS	3/10/2016	BM01	PMCHQ00000498	\$569.75
134451	42374	ENEX FUELS LTD.	3/10/2016	BM01	PMCHQ00000498	\$17,346.45
134452	203480	ENVIROSMART BIODEGRADABLES	3/10/2016	BM01	PMCHQ00000498	\$1,476.85
134453	202415	ESC AUTOMATION INC	3/10/2016	BM01	PMCHQ00000498	\$193.20
134454	23450	EVITT ELECTRIC CO LTD	3/10/2016	BM01	PMCHQ00000498	\$26.66
134455	23495	EXHAUST MASTERS - A.P. BRAKE &	3/10/2016	BM01	PMCHQ00000498	\$993.78
134456	204729	GALLIC, MARIAN	3/10/2016	BM01	PMCHQ00000498	\$49.51
134457	204276	GARDAWORLD	3/10/2016	BM01	PMCHQ00000498	\$1,358.63
134458	26070	GRAPHICS FACTORY	3/10/2016	BM01	PMCHQ00000498	\$1,338.40
134459	26710	GUILLEVIN INT. INC. IND/SAFETY	3/10/2016	BM01	PMCHQ00000498	\$136.76
134460	27009	HACH SALES & SERVICE CANADA	3/10/2016	BM01	PMCHQ00000498	\$230.49
134461	28067	HETHERINGTON INDUSTRIES LTD	3/10/2016	BM01	PMCHQ00000498	\$156.80
134462	28877	HOULE PRINTING	3/10/2016	BM01	PMCHQ00000498	\$33.60
134463	29050	HUB CITY PAVING LTD	3/10/2016	BM01	PMCHQ00000498	\$1,835.19
134464	204579	IMAGE X MEDIA	3/10/2016	BM01	PMCHQ00000498	\$4,856.25
134465	202319	INDUSTRIAL ALLIANCE INSURANCE	3/10/2016	BM01	PMCHQ00000498	\$444.70
134466	30194	INLAND KENWORTH/PARKER PACIFIC	3/10/2016	BM01	PMCHQ00000498	\$6.94
134467	30230	INPROTECT SYSTEMS INC	3/10/2016	BM01	PMCHQ00000498	\$4,649.91
134468	204340	ISLAND BACKFLOW TESTING	3/10/2016	BM01	PMCHQ00000498	\$157.50
134469	33500	JUSTICE INSTITUTE OF BC	3/10/2016	BM01	PMCHQ00000498	\$53.57
134470	34215	KOERS & ASSOCIATES ENGINEERING	3/10/2016	BM01	PMCHQ00000498	\$32,295.14
134471	34420	L B WOODCHOPPERS LTD	3/10/2016	BM01	PMCHQ00000498	\$2,189.79
134472	203693	LADYBIRD ENGRAVING & WEB CREAT	3/10/2016	BM01	PMCHQ00000498	\$84.00
134473	36878	LAFARGE ASPHALT TECHNOLOGIES	3/10/2016	BM01	PMCHQ00000498	\$9,968.11
134474	35220	LITTLE VALLEY DELI	3/10/2016	BM01	PMCHQ00000498	\$284.76
134475	202355	LORDCO PARTS LTD	3/10/2016	BM01	PMCHQ00000498	\$381.89
134476	36890	M B LABORATORIES LTD	3/10/2016	BM01	PMCHQ00000498	\$3,183.60
134477	35595	MACDERMOTTS INSURANCE AGENCY L	3/10/2016	BM01	PMCHQ00000498	\$1,527.00
134478	36260	MCLEAN & HIGGINS LTD	3/10/2016	BM01	PMCHQ00000498	\$883.17
134479	38161	MID ISLAND FIRE EQUIPMENT LTD	3/10/2016	BM01	PMCHQ00000498	\$734.48
134480	203389	MINISTER OF GOVERNMENT SERVICE	3/10/2016	BM01	PMCHQ00000498	\$61.89
134481	41801	ND GRAPHICS	3/10/2016	BM01	PMCHQ00000498	\$2,334.37
134482	290067	NORTH ISLAND TRACTOR	3/10/2016	BM01	PMCHQ00000498	\$251.71
134483	204599	NORTH WEST ENVIRONMENTAL GROUP	3/10/2016	BM01	PMCHQ00000498	\$1,415.93
134484	27010	NUU-CHAH-NULTH TRIBAL COUNCIL	3/10/2016	BM01	PMCHQ00000498	\$98.00
134485	204164	ORKIN CANADA	3/10/2016	BM01	PMCHQ00000498	\$139.13
134486	204000	PACIFIC CHEVROLET BUICK GMC	3/10/2016	BM01	PMCHQ00000498	\$161.66
134487	44520	PARKS & RECREATION PETTY CASH	3/10/2016	BM01	PMCHQ00000498	\$64.95
134488	201272	PCAG PROPERTY ADVISORS INC	3/10/2016	BM01	PMCHQ00000498	\$288.75
134489	32500	PLANETCLEAN (NANAIMO) LTD	3/10/2016	BM01	PMCHQ00000498	\$1,600.53
134490	45800	PORT ALBERNI FIRE FIGHTERS ASS	3/10/2016	BM01	PMCHQ00000498	\$4,074.00
134491	204326	PORT TECH SECURITY SYSTEMS	3/10/2016	BM01	PMCHQ00000498	\$489.83
134492	47333	QUALITY FOODS	3/10/2016	BM01	PMCHQ00000498	\$4,700.04
134493	47950	RAYNER BRACHT CONSTRUCTION	3/10/2016	BM01	PMCHQ00000498	\$13,783.68
134494	48944	RECREATION FACILITIES ASSOC OF	3/10/2016	BM01	PMCHQ00000498	\$63.00
134495	49140	REGIONAL DISTRICT OF ALBERNI C	3/10/2016	BM01	PMCHQ00000498	\$21,305.65
134496	203936	ROBINSON, MARGARET	3/10/2016	BM01	PMCHQ00000498	\$476.00
134497	203661	SCHAFFERS' EQUIPMENT	3/10/2016	BM01	PMCHQ00000498	\$545.76
134498	204600	SENIORS LIVING MAGAZINE	3/10/2016	BM01	PMCHQ00000498	\$708.75
134499	9325	SHANKS, RONDI	3/10/2016	BM01	PMCHQ00000498	\$38.23
134500	202207	SHERINE INDUSTRIES LTD	3/10/2016	BM01	PMCHQ00000498	\$662.97
134501	52640	SHERWOOD AUTO PARTS AND RADIAT	3/10/2016	BM01	PMCHQ00000498	\$72.80
134502	204133	SIMS ASSOCIATES	3/10/2016	BM01	PMCHQ00000498	\$866.25
134503	53910	SOUTHSIDE AUTO SUPPLY LTD	3/10/2016	BM01	PMCHQ00000498	\$970.79
134504	54170	STAFF FUND	3/10/2016	BM01	PMCHQ00000498	\$64.00

* Voided Cheques

Cheque Number	Vendor ID	Vendor Cheque Name	Cheque Date	Chequebook ID	Audit Trail Code	Amount
134505	203124	STAPLES ADVANTAGE	3/10/2016	BMO1	PMCHQ00000498	\$1,854.45
134506	202288	STAPLES/ BD# 321 PORT ALBERNI	3/10/2016	BMO1	PMCHQ00000498	\$36.64
134507	204052	STEAMPUNK CAFE & COFFEE HOUSE	3/10/2016	BMO1	PMCHQ00000498	\$399.00
134508	204338	TAEKEMA TRANSPORT LTD	3/10/2016	BMO1	PMCHQ00000498	\$1,890.00
134509	10920	TELUS	3/10/2016	BMO1	PMCHQ00000498	\$79.47
134510	915751	THYSSENKRUPP ELEVATOR	3/10/2016	BMO1	PMCHQ00000498	\$254.69
134511	203092	TKS HYDRAULICS & SUPPLY	3/10/2016	BMO1	PMCHQ00000498	\$141.14
134512	204732	TRAN, KIM	3/10/2016	BMO1	PMCHQ00000498	\$49.57
134513	201617	TURGEON, JOELL	3/10/2016	BMO1	PMCHQ00000498	\$41.80
134514	57040	UAP INC	3/10/2016	BMO1	PMCHQ00000498	\$58.75
134515	57080	UNISOURCE CANADA INC	3/10/2016	BMO1	PMCHQ00000498	\$1,204.22
134516	203234	VAN ISLE FORD	3/10/2016	BMO1	PMCHQ00000498	\$516.34
134517	200217	VOYSEY, SHANE	3/10/2016	BMO1	PMCHQ00000498	\$99.11
134518	60613	WESTCOAST HOME HARDWARE	3/10/2016	BMO1	PMCHQ00000498	\$433.75
134519	204597	WESTERN EQUIPMENT LTD	3/10/2016	BMO1	PMCHQ00000498	\$40.89
134520	30130	WESTERN VANCOUVER ISLAND INDUS	3/10/2016	BMO1	PMCHQ00000498	\$1,499.00
134521	62740	WINDSOR PLYWOOD	3/10/2016	BMO1	PMCHQ00000498	\$1,035.50
134522	200530	YELLOW PAGES GROUP	3/10/2016	BMO1	PMCHQ00000498	\$48.52
134523	35130	YOUNG, ANDERSON	3/10/2016	BMO1	PMCHQ00000498	\$5,902.30
134524	64065	ZEP SALES & SERVICE OF CANADA	3/10/2016	BMO1	PMCHQ00000498	\$645.75
134525	202367	BECKETT, SCOTT	3/16/2016	BMO1	PMCHQ00000499	\$500.00
134526	9868	BRITISH COLUMBIA SAFETY AUTHOR	3/16/2016	BMO1	PMCHQ00000499	\$764.00
134527	15580	CANADIAN UNION OF PUBLIC EMPLO	3/16/2016	BMO1	PMCHQ00000499	\$11,697.38
134528	17470	CICON, GUY	3/16/2016	BMO1	PMCHQ00000499	\$467.50
134529	204614	COMMUNICATION CONNECTION	3/16/2016	BMO1	PMCHQ00000499	\$3,853.59
134530	19200	COMMUNITY ARTS COUNCIL OF THE	3/16/2016	BMO1	PMCHQ00000499	\$840.00
134531	202896	DEL RIO, JIM	3/16/2016	BMO1	PMCHQ00000499	\$1,575.00
134532	204660	GUNTER, CHERA	3/16/2016	BMO1	PMCHQ00000499	\$495.00
134533	91414	HAACK, ESTER	3/16/2016	BMO1	PMCHQ00000499	\$1,522.50
134534	203488	K & G INSTALLATIONS LTD.	3/16/2016	BMO1	PMCHQ00000499	\$15,225.00
134535	34055	KINGSTON, THERESA	3/16/2016	BMO1	PMCHQ00000499	\$75.21
134536	91004	L'HEUREUX, LAURIE	3/16/2016	BMO1	PMCHQ00000499	\$693.00
134537	204582	MAPLEASIA CANADA INVESTMENTS I	3/16/2016	BMO1	PMCHQ00000499	\$9,991.52
134538	203145	MCCOOMBS, GERALD	3/16/2016	BMO1	PMCHQ00000499	\$80.00
134539	204560	MCGRATH CONTRACTING LTD	3/16/2016	BMO1	PMCHQ00000499	\$2,100.00
134540	45725	PORT ALBERNI CIVIC MANAGERS AS	3/16/2016	BMO1	PMCHQ00000499	\$410.00
134541	49140	REGIONAL DISTRICT OF ALBERNI C	3/16/2016	BMO1	PMCHQ00000499	\$5,642.40
134542	49150	REGIONAL DISTRICT OF ALBERNI C	3/16/2016	BMO1	PMCHQ00000499	\$1,440.00
134543	204733	RESOURCE COUNSELLING	3/16/2016	BMO1	PMCHQ00000499	\$231.00
134544	203689	RICOH CANADA	3/16/2016	BMO1	PMCHQ00000499	\$358.40
134545	203356	SAMSON, NOMI	3/16/2016	BMO1	PMCHQ00000499	\$1,000.00
134546	52450	SHAW CABLE	3/16/2016	BMO1	PMCHQ00000499	\$530.62
134547	203598	SLOAN, JOYCE	3/16/2016	BMO1	PMCHQ00000499	\$1,002.75
134548	10920	TELUS	3/16/2016	BMO1	PMCHQ00000499	\$9,269.32
134549	10868	TELUS MOBILITY CELLULAR INC	3/16/2016	BMO1	PMCHQ00000499	\$226.24
134550	56323	TOM HARRIS CELLULAR LTD	3/16/2016	BMO1	PMCHQ00000499	\$92.41
134551	200969	VAN NISPEN, PIP	3/16/2016	BMO1	PMCHQ00000499	\$960.00
134552	202574	WALDRUFF, ERIC	3/16/2016	BMO1	PMCHQ00000499	\$340.00
134554	250	A C E COURIER SERVICES	3/22/2016	BMO1	PMCHQ00000500	\$382.45
134555	203662	AEGIS RECORDS MANAGEMENT INC	3/22/2016	BMO1	PMCHQ00000500	\$975.45
134556	204802	ALBERNI AUTOMATIC TRANSMISSION	3/22/2016	BMO1	PMCHQ00000500	\$2,858.12
134557	204543	DOROTHY CLARKSTONE IN TRUST	3/22/2016	BMO1	PMCHQ00000500	\$198,178.78
134558	18008	DOROTHY CLARKSTONE NOTARY CORP	3/22/2016	BMO1	PMCHQ00000500	\$127.86
134559	16501	FORTIS BC - NATURAL GAS	3/22/2016	BMO1	PMCHQ00000500	\$7,536.01
134561	200694	KING, SHARON	3/22/2016	BMO1	PMCHQ00000500	\$25.59
134562	203600	LOOMIS EXPRESS	3/22/2016	BMO1	PMCHQ00000500	\$139.34
134563	204717	NOILES, AMBER	3/22/2016	BMO1	PMCHQ00000500	\$750.00
134564	204735	PERFECTMIND INC	3/22/2016	BMO1	PMCHQ00000500	\$5,250.00
134565	48080	RECEIVER GENERAL FOR CANADA -	3/22/2016	BMO1	PMCHQ00000500	\$6,015.00
134566	52450	SHAW CABLE	3/22/2016	BMO1	PMCHQ00000500	\$368.16
134567	204329	STERICYCLE COMMUNICATION SOLUT	3/22/2016	BMO1	PMCHQ00000500	\$184.59
134568	10868	TELUS MOBILITY CELLULAR INC	3/22/2016	BMO1	PMCHQ00000500	\$3,125.07
134569	204736	TOWNSHIP OF ESQUIMALT	3/22/2016	BMO1	PMCHQ00000500	\$250.00

* Voided Cheques

Cheque Number	Vendor ID	Vendor Cheque Name	Cheque Date	Chequebook ID	Audit Trail Code	Amount
134570	57050	UBCM - Union of BC Municipalit	3/22/2016	BMO1	PMCHQ00000500	\$324.21
134571	203234	VAN ISLE FORD	3/22/2016	BMO1	PMCHQ00000500	\$414.35
134572	58172	VAN KAM FREIGHTWAYS LTD	3/22/2016	BMO1	PMCHQ00000500	\$250.89
134573	200969	VAN NISPEN, PIP	3/22/2016	BMO1	PMCHQ00000500	\$800.00
134574	200530	YELLOW PAGES GROUP	3/22/2016	BMO1	PMCHQ00000500	\$24.26
134575	559	0946982 BC LTD	3/23/2016	BMO1	PMCHQ00000501	\$5,005.35
134576	250	A C E COURIER SERVICES	3/23/2016	BMO1	PMCHQ00000501	\$144.90
134577	560	ACKLANDS - GRAINGER INC	3/23/2016	BMO1	PMCHQ00000501	\$766.39
134578	640	ACME SUPPLIES LTD	3/23/2016	BMO1	PMCHQ00000501	\$496.61
134579	203082	ADVANCED AUTOMATIC DOORS	3/23/2016	BMO1	PMCHQ00000501	\$698.46
134580	1335	AIRGAS CANADA INC.	3/23/2016	BMO1	PMCHQ00000501	\$123.94
134581	2540	ALBERNI INDUSTRIAL MARINE SUPP	3/23/2016	BMO1	PMCHQ00000501	\$1,737.12
134582	203076	ALBERNI VALLEY VACUUMS	3/23/2016	BMO1	PMCHQ00000501	\$55.83
134583	10950	B C TRANSIT	3/23/2016	BMO1	PMCHQ00000501	\$76,584.00
134584	7000	BAILEY ELECTRIC CO LTD	3/23/2016	BMO1	PMCHQ00000501	\$35,032.56
134585	203953	BC FIRE TRAINING OFFICERS ASSO	3/23/2016	BMO1	PMCHQ00000501	\$100.00
134586	7860	BEAVER CREEK HOME CENTRE	3/23/2016	BMO1	PMCHQ00000501	\$392.20
134587	8600	BERK'S INTERTRUCK LTD	3/23/2016	BMO1	PMCHQ00000501	\$47.50
134588	9065	BLACK PRESS GROUP	3/23/2016	BMO1	PMCHQ00000501	\$304.04
134589	9475	BOWERMAN EXCAVATING LTD.	3/23/2016	BMO1	PMCHQ00000501	\$100,967.94
134590	203918	BRACK, CHRISTINA	3/23/2016	BMO1	PMCHQ00000501	\$288.12
134591	54350	BRENNTAG CANADA INC.	3/23/2016	BMO1	PMCHQ00000501	\$1,030.18
134592	203363	BUSINESS EXAMINER	3/23/2016	BMO1	PMCHQ00000501	\$681.45
134593	201300	BUSINESS IN VANCOUVER	3/23/2016	BMO1	PMCHQ00000501	\$3,517.50
134594	202286	BUTT, MICHELLE	3/23/2016	BMO1	PMCHQ00000501	\$98.10
134595	203484	CAMLOCK HOLDINGS LTD	3/23/2016	BMO1	PMCHQ00000501	\$231.18
134596	13790	CANADIAN CORPS OF COMMISSIONAI	3/23/2016	BMO1	PMCHQ00000501	\$1,161.09
134597	14380	CANADIAN LINEN AND UNIFORM SER	3/23/2016	BMO1	PMCHQ00000501	\$240.53
134598	15052	CANADIAN RED CROSS SOCIETY - C	3/23/2016	BMO1	PMCHQ00000501	\$411.11
134599	15301	CANADIAN TIRE #488	3/23/2016	BMO1	PMCHQ00000501	\$63.02
134600	17470	CICON, GUY	3/23/2016	BMO1	PMCHQ00000501	\$91.75
134601	17550	CIRCLE DAIRY 1987 LTD	3/23/2016	BMO1	PMCHQ00000501	\$156.89
134602	18719	COCA COLA BOTTLING	3/23/2016	BMO1	PMCHQ00000501	\$401.23
134603	19300	COMOX PACIFIC EXPRESS LTD	3/23/2016	BMO1	PMCHQ00000501	\$345.57
134604	91538	DANNEBERG, INGRID	3/23/2016	BMO1	PMCHQ00000501	\$21.56
134605	44880	DB PERKS & ASSOCIATES LTD.	3/23/2016	BMO1	PMCHQ00000501	\$827.07
134606	22200	DOLANS CONCRETE LTD	3/23/2016	BMO1	PMCHQ00000501	\$9,165.22
134607	42374	ENEX FUELS LTD.	3/23/2016	BMO1	PMCHQ00000501	\$5,994.21
134608	23960	FENCELINE PRODUCTS LTD	3/23/2016	BMO1	PMCHQ00000501	\$1,976.09
134609	204015	FRIESEN PLASTICS INC	3/23/2016	BMO1	PMCHQ00000501	\$549.92
134610	26070	GRAPHICS FACTORY	3/23/2016	BMO1	PMCHQ00000501	\$201.10
134611	203753	GREAT WEST ATM LTD	3/23/2016	BMO1	PMCHQ00000501	\$145.60
134612	27370	HARLAN FAIRBANKS CO	3/23/2016	BMO1	PMCHQ00000501	\$936.96
134613	27850	HAYLOCK BROS PAVING LTD	3/23/2016	BMO1	PMCHQ00000501	\$4,187.78
134614	204004	HEROLD ENGINEERING LIMITED	3/23/2016	BMO1	PMCHQ00000501	\$781.36
134615	28205	HILTON CENTRE	3/23/2016	BMO1	PMCHQ00000501	\$599.00
134616	31200	IRITEX PUMPS & IRRIGATION INC.	3/23/2016	BMO1	PMCHQ00000501	\$365.27
134617	31290	ISLAND BLUE PRINT CO LTD	3/23/2016	BMO1	PMCHQ00000501	\$529.31
134618	204022	ISLAND FARM & GARDEN	3/23/2016	BMO1	PMCHQ00000501	\$523.95
134619	31675	ISLAND KEY COMPUTER LTD	3/23/2016	BMO1	PMCHQ00000501	\$517.44
134620	32270	JACK'S TIRE SALES & SERVICES L	3/23/2016	BMO1	PMCHQ00000501	\$198.24
134621	34215	KOERS & ASSOCIATES ENGINEERING	3/23/2016	BMO1	PMCHQ00000501	\$32,121.22
134622	34420	L B WOODCHOPPERS LTD	3/23/2016	BMO1	PMCHQ00000501	\$180.95
134623	203693	LADYBIRD ENGRAVING & WEB CREAT	3/23/2016	BMO1	PMCHQ00000501	\$426.28
134624	34615	LANDMARK CINEMAS	3/23/2016	BMO1	PMCHQ00000501	\$367.50
134625	35220	LITTLE VALLEY DELI	3/23/2016	BMO1	PMCHQ00000501	\$248.82
134626	36890	M B LABORATORIES LTD	3/23/2016	BMO1	PMCHQ00000501	\$42.00
134627	36260	MCLEAN & HIGGINS LTD	3/23/2016	BMO1	PMCHQ00000501	\$250.55
134628	38860	MINISTER OF FINANCE	3/23/2016	BMO1	PMCHQ00000501	\$2,567.31
134629	204394	MINISTRY OF ENVIRONMENT	3/23/2016	BMO1	PMCHQ00000501	\$12,866.05
134630	40381	MONGREL MEDIA	3/23/2016	BMO1	PMCHQ00000501	\$1,099.35
134631	203450	NFS TELECOM SOLUTIONS	3/23/2016	BMO1	PMCHQ00000501	\$5,625.00
134632	42598	NORTH DOUGLAS FOOD SERVICE DIS	3/23/2016	BMO1	PMCHQ00000501	\$5,456.53

* Voided Cheques

Cheque Number	Vendor ID	Vendor Cheque Name	Cheque Date	Chequebook ID	Audit Trail Code	Amount
134633	43190	OLD DUTCH FOODS LTD	3/23/2016	BMO1	PMCHQ00000501	\$101.43
134634	43309	OTS	3/23/2016	BMO1	PMCHQ00000501	\$2,885.18
134635	204017	OPUS CONSULTING GROUP LTD	3/23/2016	BMO1	PMCHQ00000501	\$14,667.13
134636	204164	ORKIN CANADA	3/23/2016	BMO1	PMCHQ00000501	\$139.13
134637	43530	PACIFIC CUSTOMS BROKERS	3/23/2016	BMO1	PMCHQ00000501	\$205.83
134638	32500	PLANETCLEAN (NANAIMO) LTD	3/23/2016	BMO1	PMCHQ00000501	\$81.90
134639	204801	PORT ALBERNI FUNTASTIC SPORT S	3/23/2016	BMO1	PMCHQ00000501	\$1,375.00
134640	46595	PRAXAIR DISTRIBUTION	3/23/2016	BMO1	PMCHQ00000501	\$42.22
134641	47333	QUALITY FOODS	3/23/2016	BMO1	PMCHQ00000501	\$843.25
134642	47950	RAYNER BRACHT CONSTRUCTION	3/23/2016	BMO1	PMCHQ00000501	\$6,233.88
134643	49165	REHABILITATION IN MOTION INC	3/23/2016	BMO1	PMCHQ00000501	\$393.75
134644	50260	ROLLINS MACHINERY LTD	3/23/2016	BMO1	PMCHQ00000501	\$8,788.42
134645	53650	S P C A	3/23/2016	BMO1	PMCHQ00000501	\$12,294.96
134646	203661	SCHAFFERS' EQUIPMENT	3/23/2016	BMO1	PMCHQ00000501	\$172.33
134647	204600	SENIORS LIVING MAGAZINE	3/23/2016	BMO1	PMCHQ00000501	\$4,527.60
134648	9325	SHANKS, RONDI	3/23/2016	BMO1	PMCHQ00000501	\$36.30
134649	52375	SHARE CANADA	3/23/2016	BMO1	PMCHQ00000501	\$6,646.50
134650	52450	SHAW CABLE	3/23/2016	BMO1	PMCHQ00000501	\$151.64
134651	52733	SHRED-IT INTERNATIONAL ULC	3/23/2016	BMO1	PMCHQ00000501	\$116.61
134652	53726	SOFTCHOICE CORP	3/23/2016	BMO1	PMCHQ00000501	\$153.98
134653	53910	SOUTHSIDE AUTO SUPPLY LTD	3/23/2016	BMO1	PMCHQ00000501	\$638.73
134654	53999	SPIFFY IN A JIFFY JANITORIAL I	3/23/2016	BMO1	PMCHQ00000501	\$1,260.00
134655	203124	STAPLES ADVANTAGE	3/23/2016	BMO1	PMCHQ00000501	\$4,945.81
134656	203092	TKS HYDRAULICS & SUPPLY	3/23/2016	BMO1	PMCHQ00000501	\$687.42
134657	56323	TOM HARRIS CELLULAR LTD	3/23/2016	BMO1	PMCHQ00000501	\$882.72
134658	204737	TWISTED WILLOW STUDIO	3/23/2016	BMO1	PMCHQ00000501	\$360.00
134659	60613	WESTCOAST HOME HARDWARE	3/23/2016	BMO1	PMCHQ00000501	\$190.53
134660	62740	WINDSOR PLYWOOD	3/23/2016	BMO1	PMCHQ00000501	\$919.13
134661	204598	WSP CANADA INC	3/23/2016	BMO1	PMCHQ00000501	\$3,675.00
134662	20208	ZONE WEST LTD	3/23/2016	BMO1	PMCHQ00000501	\$329.85
134664	203488	K & G INSTALLATIONS LTD.	3/30/2016	BMO1	PMCHQ00000503	\$77,124.17
134665	204739	A D S S DRY GRAD 2016	3/30/2016	BMO1	PMCHQ00000504	\$2,100.00
134666	1960	ALBERNI DISTRICT CO-OP ASSOC	3/30/2016	BMO1	PMCHQ00000504	\$356.12
134667	204526	ALBERNI VALLEY AIRBORNE	3/30/2016	BMO1	PMCHQ00000504	\$300.00
134668	204438	BILLODEAU, STEVE	3/30/2016	BMO1	PMCHQ00000504	\$660.00
134669	11786	BUILDING OFFICIALS ASSOC OF B	3/30/2016	BMO1	PMCHQ00000504	\$682.50
134670	27371	HARDING, SHELLEY	3/30/2016	BMO1	PMCHQ00000504	\$25.47
134671	34420	L B WOODCHOPPERS LTD	3/30/2016	BMO1	PMCHQ00000504	\$560.00
134672	203389	MINISTER OF GOVERNMENT SERVICE	3/30/2016	BMO1	PMCHQ00000504	\$34.63
134673	44520	PARKS & RECREATION PETTY CASH	3/30/2016	BMO1	PMCHQ00000504	\$24.91
134674	45593	PLEY, TIM	3/30/2016	BMO1	PMCHQ00000504	\$608.78
134675	25322	PORT ALBERNI FIRE DEPARTMENT P	3/30/2016	BMO1	PMCHQ00000504	\$72.85
134676	204738	RACZ, ALISHA	3/30/2016	BMO1	PMCHQ00000504	\$770.00
134677	203219	ROTHWELL, CATHY	3/30/2016	BMO1	PMCHQ00000504	\$202.27
134678	204525	THE HOCKEY BAGS	3/30/2016	BMO1	PMCHQ00000504	\$300.00
134679	200761	TRIBUNE BAY OUTDOOR EDUCATION	3/30/2016	BMO1	PMCHQ00000504	\$500.00
134680	204576	ABSOLUTE ENERGY INC	4/6/2016	BMO1	PMCHQ00000505	\$100.07
134681	202820	ARROWSMITH ROTARY	4/6/2016	BMO1	PMCHQ00000505	\$3,325.00
134682	6950	BAGLEY, CATHY	4/6/2016	BMO1	PMCHQ00000505	\$361.54
134683	7000	BAILEY ELECTRIC CO LTD	4/6/2016	BMO1	PMCHQ00000505	\$8,378.92
134684	202367	BECKETT, SCOTT	4/6/2016	BMO1	PMCHQ00000505	\$3,000.00
134685	17640	CITY OF PORT ALBERNI	4/6/2016	BMO1	PMCHQ00000505	\$750.00
134686	204230	COUNTERFORCE CORPORATION	4/6/2016	BMO1	PMCHQ00000505	\$1,945.50
134687	16501	FORTIS BC - NATURAL GAS	4/6/2016	BMO1	PMCHQ00000505	\$4,582.03
134688	201953	HALEY, JOHN	4/6/2016	BMO1	PMCHQ00000505	\$4,663.68
134689	204574	IGI RESOURCES	4/6/2016	BMO1	PMCHQ00000505	\$4,177.36
134690	202936	JUMPIN JIMINY'S PLAYLAND AND C	4/6/2016	BMO1	PMCHQ00000505	\$132.30
134691	204715	KROMREY, MARTINA	4/6/2016	BMO1	PMCHQ00000505	\$64.00
134692	203972	KWAN, NATHAN	4/6/2016	BMO1	PMCHQ00000505	\$172.45
134693	203914	NEWBERRY, JORDAN	4/6/2016	BMO1	PMCHQ00000505	\$120.77
134694	44520	PARKS & RECREATION PETTY CASH	4/6/2016	BMO1	PMCHQ00000505	\$125.30
134695	49140	REGIONAL DISTRICT OF ALBERNI C	4/6/2016	BMO1	PMCHQ00000505	\$103,023.96
134696	203403	ROTARY CLUB OF PORT ALBERNI	4/6/2016	BMO1	PMCHQ00000505	\$280.00

* Voided Cheques

Cheque Number	Vendor ID	Vendor Cheque Name	Cheque Date	Chequebook ID	Audit Trail Code	Amount
134697	203356	SAMSON, NOMI	4/6/2016	BMO1	PMCHQ00000505	\$600.00
134698	915744	SCHWARZ, MIKI	4/6/2016	BMO1	PMCHQ00000505	\$35.83
134699	204740	SKJOLDAL, JESSICA	4/6/2016	BMO1	PMCHQ00000505	\$43.96
134700	203218	STEVENS, STEPHANIE	4/6/2016	BMO1	PMCHQ00000505	\$421.01
134701	200969	VAN NISPEN, PIP	4/6/2016	BMO1	PMCHQ00000505	\$880.00
134702	203300	WESTERN INDUSTRIAL RELATIONS	4/6/2016	BMO1	PMCHQ00000505	\$262.50
134703	559	0946982 BC LTD	4/7/2016	BMO1	PMCHQ00000506	\$2,466.45
134704	250	A C E COURIER SERVICES	4/7/2016	BMO1	PMCHQ00000506	\$145.01
134705	24937	A J FORSYTH, A DIVISION OF RUS	4/7/2016	BMO1	PMCHQ00000506	\$1,607.48
134706	555	ACHINBACK FOUNDRY	4/7/2016	BMO1	PMCHQ00000506	\$1,044.48
134708	640	ACME SUPPLIES LTD	4/7/2016	BMO1	PMCHQ00000506	\$441.23
134709	27020	AIR LIQUIDE CANADA INC	4/7/2016	BMO1	PMCHQ00000506	\$353.77
134710	45585	ALBERNI ECO DRY CLEANERS	4/7/2016	BMO1	PMCHQ00000506	\$978.60
134711	2200	ALBERNI FIRST AID	4/7/2016	BMO1	PMCHQ00000506	\$819.00
134712	2540	ALBERNI INDUSTRIAL MARINE SUPP	4/7/2016	BMO1	PMCHQ00000506	\$35.30
134713	204504	AON REED STENHOUSE	4/7/2016	BMO1	PMCHQ00000506	\$762.13
134714	5720	ASPLUNDH CANADA INC	4/7/2016	BMO1	PMCHQ00000506	\$735.00
134715	10360	B C HYDRO & POWER AUTHORITY	4/7/2016	BMO1	PMCHQ00000506	\$187.10
134716	7000	BAILEY ELECTRIC CO LTD	4/7/2016	BMO1	PMCHQ00000506	\$9,440.47
134717	7860	BEAVER CREEK HOME CENTRE	4/7/2016	BMO1	PMCHQ00000506	\$91.47
134718	8600	BERK'S INTERTRUCK LTD	4/7/2016	BMO1	PMCHQ00000506	\$1,333.10
134719	202718	BOSTON PIZZA	4/7/2016	BMO1	PMCHQ00000506	\$55.10
134720	10997	BRANDT TRACTOR LTD.	4/7/2016	BMO1	PMCHQ00000506	\$324.77
134721	203484	CAMLOCK HOLDINGS LTD	4/7/2016	BMO1	PMCHQ00000506	\$113.27
134722	204107	CANADIAN ALBERNI ENGINEERING L	4/7/2016	BMO1	PMCHQ00000506	\$1,356.16
134723	13790	CANADIAN CORPS OF COMMISSIONAI	4/7/2016	BMO1	PMCHQ00000506	\$77.41
134724	14380	CANADIAN LINEN AND UNIFORM SER	4/7/2016	BMO1	PMCHQ00000506	\$589.28
134725	15301	CANADIAN TIRE #488	4/7/2016	BMO1	PMCHQ00000506	\$248.50
134726	15580	CANADIAN UNION OF PUBLIC EMPLO	4/7/2016	BMO1	PMCHQ00000506	\$11,575.94
134727	16201	CASEWARE INTERNATIONAL INC	4/7/2016	BMO1	PMCHQ00000506	\$126.00
134728	17550	CIRCLE DAIRY 1987 LTD	4/7/2016	BMO1	PMCHQ00000506	\$110.04
134729	46589	CLEARTECH INDUSTRIES INC	4/7/2016	BMO1	PMCHQ00000506	\$921.90
134730	203788	CLOVERDALE PAINT INC	4/7/2016	BMO1	PMCHQ00000506	\$129.09
134731	18735	COFFEE FUND	4/7/2016	BMO1	PMCHQ00000506	\$72.50
134732	204614	COMMUNICATION CONNECTION	4/7/2016	BMO1	PMCHQ00000506	\$12,635.69
134733	19300	COMOX PACIFIC EXPRESS LTD	4/7/2016	BMO1	PMCHQ00000506	\$408.50
134734	204527	CPS (CANADA) INC	4/7/2016	BMO1	PMCHQ00000506	\$472.50
134735	20200	CROCKER EQUIPMENT CO LTD	4/7/2016	BMO1	PMCHQ00000506	\$54.89
134736	204343	CYR, RANDY OR ASHLEY	4/7/2016	BMO1	PMCHQ00000506	\$280.00
134737	42374	ENEX FUELS LTD.	4/7/2016	BMO1	PMCHQ00000506	\$6,140.89
134738	23450	EVITT ELECTRIC CO LTD	4/7/2016	BMO1	PMCHQ00000506	\$116.03
134739	23867	FAR WEST FOODS GROUP	4/7/2016	BMO1	PMCHQ00000506	\$527.32
134740	26070	GRAPHICS FACTORY	4/7/2016	BMO1	PMCHQ00000506	\$592.48
134741	203753	GREAT WEST ATM LTD	4/7/2016	BMO1	PMCHQ00000506	\$151.20
134742	27371	HARDING, SHELLEY	4/7/2016	BMO1	PMCHQ00000506	\$71.66
134743	28067	HETHERINGTON INDUSTRIES LTD	4/7/2016	BMO1	PMCHQ00000506	\$1,895.20
134744	29050	HUB CITY PAVING LTD	4/7/2016	BMO1	PMCHQ00000506	\$2,036.47
134745	30194	INLAND KENWORTH/PARKER PACIFIC	4/7/2016	BMO1	PMCHQ00000506	\$270.71
134746	31200	IRITEX PUMPS & IRRIGATION INC.	4/7/2016	BMO1	PMCHQ00000506	\$391.11
134747	29140	JOHN DEERE FINANCIAL	4/7/2016	BMO1	PMCHQ00000506	\$1,452.06
134748	33496	JUST RITE PRECISION SHARPENING	4/7/2016	BMO1	PMCHQ00000506	\$168.00
134749	33777	KENDRICK EQUIPMENT 2003 LTD.	4/7/2016	BMO1	PMCHQ00000506	\$214.85
134750	34420	L B WOODCHOPPERS LTD	4/7/2016	BMO1	PMCHQ00000506	\$456.59
134751	204686	LIN HAW INTERNATIONAL CO LTD	4/7/2016	BMO1	PMCHQ00000506	\$24.21
134752	202355	LORDCO PARTS LTD	4/7/2016	BMO1	PMCHQ00000506	\$168.28
134753	36890	M B LABORATORIES LTD	4/7/2016	BMO1	PMCHQ00000506	\$21.00
134754	37050	MAGIC MOMENTS SHIRTS & PRINT S	4/7/2016	BMO1	PMCHQ00000506	\$19.04
134755	36260	MCLEAN & HIGGINS LTD	4/7/2016	BMO1	PMCHQ00000506	\$423.28
134756	36264	MCLEOD, ILONA	4/7/2016	BMO1	PMCHQ00000506	\$60.06
134757	203107	MERCER, JACK	4/7/2016	BMO1	PMCHQ00000506	\$2,458.05
134758	203674	MYRA SYSTEMS CORP	4/7/2016	BMO1	PMCHQ00000506	\$112,773.36
134759	201071	NEOPOST CANADA LTD.	4/7/2016	BMO1	PMCHQ00000506	\$221.71
134760	200869	NETLINK COMPUTER INC.	4/7/2016	BMO1	PMCHQ00000506	\$302.85

* Voided Cheques

Cheque Number	Vendor ID	Vendor Cheque Name	Cheque Date	Chequebook ID	Audit Trail Code	Amount
134761	27010	NUU-CHAH-NULTH TRIBAL COUNCIL	4/7/2016	BMO1	PMCHQ00000506	\$197.00
134762	204017	OPUS CONSULTING GROUP LTD	4/7/2016	BMO1	PMCHQ00000506	\$2,877.76
134763	46620	PRICE'S ALARM SYSTEMS	4/7/2016	BMO1	PMCHQ00000506	\$157.34
134764	47333	QUALITY FOODS	4/7/2016	BMO1	PMCHQ00000506	\$1,099.54
134765	48940	REC TEC INDUSTRIES	4/7/2016	BMO1	PMCHQ00000506	\$1,790.88
134766	49140	REGIONAL DISTRICT OF ALBERNI C	4/7/2016	BMO1	PMCHQ00000506	\$23,807.00
134767	50260	ROLLINS MACHINERY LTD	4/7/2016	BMO1	PMCHQ00000506	\$2,902.76
134768	52450	SHAW CABLE	4/7/2016	BMO1	PMCHQ00000506	\$492.46
134769	53715	SOCAN	4/7/2016	BMO1	PMCHQ00000506	\$543.02
134770	53726	SOFTCHOICE CORP	4/7/2016	BMO1	PMCHQ00000506	\$526.31
134771	53910	SOUTHSIDE AUTO SUPPLY LTD	4/7/2016	BMO1	PMCHQ00000506	\$231.61
134772	54170	STAFF FUND	4/7/2016	BMO1	PMCHQ00000506	\$65.00
134773	203124	STAPLES ADVANTAGE	4/7/2016	BMO1	PMCHQ00000506	\$148.84
134774	204338	TAEKEMA TRANSPORT LTD	4/7/2016	BMO1	PMCHQ00000506	\$1,984.50
134775	915751	THYSSENKRUPP ELEVATOR	4/7/2016	BMO1	PMCHQ00000506	\$254.69
134776	203092	TKS HYDRAULICS & SUPPLY	4/7/2016	BMO1	PMCHQ00000506	\$173.66
134777	57080	UNISOURCE CANADA INC	4/7/2016	BMO1	PMCHQ00000506	\$1,689.59
134778	200217	VOYSEY, SHANE	4/7/2016	BMO1	PMCHQ00000506	\$116.60
134779	60613	WESTCOAST HOME HARDWARE	4/7/2016	BMO1	PMCHQ00000506	\$78.82
134780	62740	WINDSOR PLYWOOD	4/7/2016	BMO1	PMCHQ00000506	\$1,608.65
134781	62751	WISHBONE INDUSTRIES LTD.	4/7/2016	BMO1	PMCHQ00000506	\$6,798.40
134782	63095	WURTH CANADA LIMITED	4/7/2016	BMO1	PMCHQ00000506	\$155.61
134783	63140	WYNANS FURNITURE & UPHOLSTERY	4/7/2016	BMO1	PMCHQ00000506	\$196.00
134784	35130	YOUNG, ANDERSON	4/7/2016	BMO1	PMCHQ00000506	\$3,243.54
134785	204590	E HUSE & ASSOCIATES	4/13/2016	BMO1	PMCHQ00000507	\$2,100.00
134786	204521	ALEMANY, CHRIS	4/13/2016	BMO1	PMCHQ00000508	\$10.42
134787	BUFFIE, COLTON	Colton Buffie	4/13/2016	BMO1	PMCHQ00000508	\$400.00
134788	203606	GAUDET, KEVIN	4/13/2016	BMO1	PMCHQ00000508	\$441.00
134789	204188	MCCABE, PAM	4/13/2016	BMO1	PMCHQ00000508	\$103.45
134790	203605	MCCONNELL, ROBYN	4/13/2016	BMO1	PMCHQ00000508	\$84.00
134791	30130	WESTERN VANCOUVER ISLAND INDUS	4/13/2016	BMO1	PMCHQ00000508	\$62,500.00
134792	9065	BLACK PRESS GROUP	4/13/2016	BMO1	PMCHQ00000508	\$785.84
134793	204256	MID ISLAND SAFETY CONSULTING I	4/13/2016	BMO1	PMCHQ00000508	\$2,764.65
134794	203529	PIPE-EYE VIDEO INSPECTIONS & S	4/13/2016	BMO1	PMCHQ00000508	\$5,404.88
134795	200369	KOCH, DIANE	4/13/2016	BMO1	PMCHQ00000508	\$268.05
134796	1960	ALBERNI DISTRICT CO-OP ASSOC	4/13/2016	BMO1	PMCHQ00000508	\$291.25
134797	6950	BAGLEY, CATHY	4/13/2016	BMO1	PMCHQ00000508	\$350.00
134798	7000	BAILEY ELECTRIC CO LTD	4/13/2016	BMO1	PMCHQ00000508	\$20,785.08
134799	203918	BRACK, CHRISTINA	4/13/2016	BMO1	PMCHQ00000508	\$631.09
134800	204742	IVES, BARRY	4/13/2016	BMO1	PMCHQ00000508	\$220.00
134801	203356	SAMSON, NOMI	4/13/2016	BMO1	PMCHQ00000508	\$500.00
134802	53999	SPIFFY IN A JIFFY JANITORIAL I	4/13/2016	BMO1	PMCHQ00000508	\$1,260.00
134803	49140	REGIONAL DISTRICT OF ALBERNI C	4/13/2016	BMO1	PMCHQ00000508	\$292,635.85
134804	203936	ROBINSON, MARGARET	4/13/2016	BMO1	PMCHQ00000508	\$119.00
134805	204584	SUMMIT VALVE AND CONTROLS INC	4/13/2016	BMO1	PMCHQ00000508	\$23,206.40
134806	10360	B C HYDRO & POWER AUTHORITY	4/13/2016	BMO1	PMCHQ00000508	\$91,379.83
134807	202319	INDUSTRIAL ALLIANCE INSURANCE	4/13/2016	BMO1	PMCHQ00000508	\$436.66
134808	37463	MASTER MUNICIPAL CONSTRUCTION	4/13/2016	BMO1	PMCHQ00000508	\$581.70
134809	10868	TELUS MOBILITY CELLULAR INC	4/13/2016	BMO1	PMCHQ00000508	\$3,157.90
134810	204580	COAST ENVIRONMENTAL LTD	4/13/2016	BMO1	PMCHQ00000508	\$224.00
134811	560	ACKLANDS - GRAINGER INC	4/13/2016	BMO1	PMCHQ00000508	\$1,339.25
134812	201046	DIGITAL POSTAGE ON CALL	4/13/2016	BMO1	PMCHQ00000508	\$10,500.00
134813	201803	CO-OPERATORS, THE	4/13/2016	BMO1	PMCHQ00000508	\$18,503.14
134814	204741	ALBERNI FITNESS CENTRE	4/20/2016	BMO1	PMCHQ00000509	\$152.00
134815	1561	ALBERNI VALLEY BULLDOGS	4/20/2016	BMO1	PMCHQ00000509	\$6,887.36
134816	204521	ALEMANY, CHRIS	4/20/2016	BMO1	PMCHQ00000509	\$363.40
134817	204504	ACON REED STENHOUSE	4/20/2016	BMO1	PMCHQ00000509	\$2,997.00
134818	10976	B C W W A (BC Water & Waste A	4/20/2016	BMO1	PMCHQ00000509	\$822.45
134819	202367	BECKETT, SCOTT	4/20/2016	BMO1	PMCHQ00000509	\$500.00
134820	204647	CHAMBERLAIN, DAVE	4/20/2016	BMO1	PMCHQ00000509	\$885.00
134821	18713	COAST WASTE MANAGEMENT ASSOCIA	4/20/2016	BMO1	PMCHQ00000509	\$55.00
134822	204743	DAVIS, PAUL	4/20/2016	BMO1	PMCHQ00000509	\$100.00
134823	16501	FORTIS BC - NATURAL GAS	4/20/2016	BMO1	PMCHQ00000509	\$7,132.42

* Voided Cheques

Cheque Number	Vendor ID	Vendor Cheque Name	Cheque Date	Chequebook ID	Audit Trail Code	Amount
134824	203958	GAGNON, MICHELLE	4/20/2016	BMO1	PMCHQ00000509	\$200.00
134825	202792	GIBSON, KARLI	4/20/2016	BMO1	PMCHQ00000509	\$740.88
134826	25435	GIRI, AMAR	4/20/2016	BMO1	PMCHQ00000509	\$39.59
134827	204727	HAYDEN, AMELIA	4/20/2016	BMO1	PMCHQ00000509	\$35.45
134828	204744	JEANOTTE, MATT	4/20/2016	BMO1	PMCHQ00000509	\$132.00
134829	204262	KLEYN, MICHAEL	4/20/2016	BMO1	PMCHQ00000509	\$3,200.00
134830	204667	LLOYD, BYRON	4/20/2016	BMO1	PMCHQ00000509	\$118.50
134831	40381	MONGREL MEDIA	4/20/2016	BMO1	PMCHQ00000509	\$1,410.50
134832	44587	PAULSON, RON	4/20/2016	BMO1	PMCHQ00000509	\$258.00
134833	45725	PORT ALBERNI CIVIC MANAGERS AS	4/20/2016	BMO1	PMCHQ00000509	\$2,470.00
134834	49929	RANDS, BRIAN	4/20/2016	BMO1	PMCHQ00000509	\$240.00
134835	200900	RECEIVER GENERAL FOR CANADA -	4/20/2016	BMO1	PMCHQ00000509	\$2,250.00
134836	203936	ROBINSON, MARGARET	4/20/2016	BMO1	PMCHQ00000509	\$520.00
134837	203356	SAMSON, NOMI	4/20/2016	BMO1	PMCHQ00000509	\$950.00
134838	201503	SAUVE, DENNIS	4/20/2016	BMO1	PMCHQ00000509	\$217.70
134839	52450	SHAW CABLE	4/20/2016	BMO1	PMCHQ00000509	\$552.23
134840	53499	SMITH, KIRSTEN	4/20/2016	BMO1	PMCHQ00000509	\$65.00
134841	10920	TELUS	4/20/2016	BMO1	PMCHQ00000509	\$9,716.80
134842	10868	TELUS MOBILITY CELLULAR INC	4/20/2016	BMO1	PMCHQ00000509	\$226.24
134843	200969	VAN NISPEN, PIP	4/20/2016	BMO1	PMCHQ00000509	\$960.00
134844	60010	WASHINGTON, DAN	4/20/2016	BMO1	PMCHQ00000509	\$416.86
134845	201857	J ROBBINS CONSTRUCTION	4/20/2016	BMO1	PMCHQ00000510	\$21,000.00
134846	559	0946982 BC LTD	4/21/2016	BMO1	PMCHQ00000511	\$3,861.90
134847	250	A C E COURIER SERVICES	4/21/2016	BMO1	PMCHQ00000511	\$228.99
134848	560	ACKLANDS - GRAINGER INC	4/21/2016	BMO1	PMCHQ00000511	\$906.92
134849	640	ACME SUPPLIES LTD	4/21/2016	BMO1	PMCHQ00000511	\$993.22
134850	1000	AGO INDUSTRIES INC	4/21/2016	BMO1	PMCHQ00000511	\$331.19
134851	27020	AIR LIQUIDE CANADA INC	4/21/2016	BMO1	PMCHQ00000511	\$2,368.80
134852	1335	AIRGAS CANADA INC.	4/21/2016	BMO1	PMCHQ00000511	\$95.10
134853	45585	ALBERNI ECO DRY CLEANERS	4/21/2016	BMO1	PMCHQ00000511	\$84.00
134854	200877	ALBERNI GLASS & MIRROR 2003 LT	4/21/2016	BMO1	PMCHQ00000511	\$1,447.32
134855	3150	ALBERNI VALLEY CHAMBER OF COMM	4/21/2016	BMO1	PMCHQ00000511	\$294.53
134856	52570	ANDREW SHERET LIMITED	4/21/2016	BMO1	PMCHQ00000511	\$14,012.00
134857	7000	BAILEY ELECTRIC CO LTD	4/21/2016	BMO1	PMCHQ00000511	\$3,343.20
134858	204692	BARCLEY SOUNDS CHOIR	4/21/2016	BMO1	PMCHQ00000511	\$140.00
134859	7860	BEAVER CREEK HOME CENTRE	4/21/2016	BMO1	PMCHQ00000511	\$365.57
134860	7910	BEAVER ELECTRICAL MACHINERY LT	4/21/2016	BMO1	PMCHQ00000511	\$2,452.35
134861	8600	BERK'S INTERTRUCK LTD	4/21/2016	BMO1	PMCHQ00000511	\$1,547.96
134862	9065	BLACK PRESS GROUP	4/21/2016	BMO1	PMCHQ00000511	\$136.60
134863	9475	BOWERMAN EXCAVATING LTD.	4/21/2016	BMO1	PMCHQ00000511	\$2,580.48
134864	9515	BOWMARK CONCRETE LTD.	4/21/2016	BMO1	PMCHQ00000511	\$385.75
134865	203623	BRILLIANT TECHNOLOGIES INC	4/21/2016	BMO1	PMCHQ00000511	\$9,324.00
134866	204107	CANADIAN ALBERNI ENGINEERING L	4/21/2016	BMO1	PMCHQ00000511	\$3,940.95
134867	13790	CANADIAN CORPS OF COMMISSIONAI	4/21/2016	BMO1	PMCHQ00000511	\$2,089.96
134868	14380	CANADIAN LINEN AND UNIFORM SER	4/21/2016	BMO1	PMCHQ00000511	\$157.89
134869	15301	CANADIAN TIRE #488	4/21/2016	BMO1	PMCHQ00000511	\$483.77
134870	15925	CARLETON RESCUE EQUIPMENT	4/21/2016	BMO1	PMCHQ00000511	\$2,904.13
134871	17550	CIRCLE DAIRY 1987 LTD	4/21/2016	BMO1	PMCHQ00000511	\$61.86
134872	203788	CLOVERDALE PAINT INC	4/21/2016	BMO1	PMCHQ00000511	\$2,877.19
134873	12586	CMJ EQUIPMENT	4/21/2016	BMO1	PMCHQ00000511	\$2,257.50
134874	204803	COAST INDUSTRIAL MACHINING LTD	4/21/2016	BMO1	PMCHQ00000511	\$828.80
134875	202866	COASTAL BRIDGE & CONSTRUCTION	4/21/2016	BMO1	PMCHQ00000511	\$525.00
134876	23250	COASTAL PEST MANAGEMENT	4/21/2016	BMO1	PMCHQ00000511	\$47.25
134877	204805	COLYN, AARON	4/21/2016	BMO1	PMCHQ00000511	\$750.00
134878	204614	COMMUNICATION CONNECTION	4/21/2016	BMO1	PMCHQ00000511	\$4,727.19
134879	19300	COMOX PACIFIC EXPRESS LTD	4/21/2016	BMO1	PMCHQ00000511	\$68.05
134880	29133	D R CLOUGH CONSULTING	4/21/2016	BMO1	PMCHQ00000511	\$529.83
134881	91538	DANNEBERG, INGRID	4/21/2016	BMO1	PMCHQ00000511	\$30.80
134882	22200	DOLANS CONCRETE LTD	4/21/2016	BMO1	PMCHQ00000511	\$1,457.94
134883	18008	DOROTHY CLARKSTONE NOTARY CORP	4/21/2016	BMO1	PMCHQ00000511	\$77.28
134884	22591	EARTHMAN	4/21/2016	BMO1	PMCHQ00000511	\$1,648.50
134885	203978	ENCORE BUSINESS SOLUTIONS INC	4/21/2016	BMO1	PMCHQ00000511	\$141.75
134886	42374	ENEX FUELS LTD.	4/21/2016	BMO1	PMCHQ00000511	\$11,758.74

* Voided Cheques

Cheque Number	Vendor ID	Vendor Cheque Name	Cheque Date	Chequebook ID	Audit Trail Code	Amount
134887	204276	GARDAWORLD	4/21/2016	BMO1	PMCHQ00000511	\$1,358.63
134888	2003100	GIBSON, MARILYN	4/21/2016	BMO1	PMCHQ00000511	\$105.50
134889	25436	GIRISON LAUNDROMAT	4/21/2016	BMO1	PMCHQ00000511	\$355.95
134890	26070	GRAPHICS FACTORY	4/21/2016	BMO1	PMCHQ00000511	\$44.80
134891	28877	HOULE PRINTING	4/21/2016	BMO1	PMCHQ00000511	\$266.56
134892	30743	INTERIOR TURF EQUIPMENT LTD	4/21/2016	BMO1	PMCHQ00000511	\$810.66
134893	31290	ISLAND BLUE PRINT CO LTD	4/21/2016	BMO1	PMCHQ00000511	\$2,508.75
134894	32270	JACK'S TIRE SALES & SERVICES L	4/21/2016	BMO1	PMCHQ00000511	\$4,641.75
134895	32400	JAL DESIGNS AND GRAPHICS INC	4/21/2016	BMO1	PMCHQ00000511	\$439.61
134896	33496	JUST RITE PRECISION SHARPENING	4/21/2016	BMO1	PMCHQ00000511	\$235.20
134897	34420	L B WOODCHOPPERS LTD	4/21/2016	BMO1	PMCHQ00000511	\$1,431.82
134898	201768	LADY ROSE MARINE SERVICES	4/21/2016	BMO1	PMCHQ00000511	\$157.50
134899	204807	LESUEUR, SANDI	4/21/2016	BMO1	PMCHQ00000511	\$163.50
134900	35220	LITTLE VALLEY DELI	4/21/2016	BMO1	PMCHQ00000511	\$62.16
134901	203600	LOOMIS EXPRESS	4/21/2016	BMO1	PMCHQ00000511	\$36.68
134902	202355	LORDCO PARTS LTD	4/21/2016	BMO1	PMCHQ00000511	\$20.30
134903	35576	LUSSIER SOIL & BARK INC.	4/21/2016	BMO1	PMCHQ00000511	\$2,889.32
134904	36890	M B LABORATORIES LTD	4/21/2016	BMO1	PMCHQ00000511	\$2,096.35
134905	203389	MINISTER OF GOVERNMENT SERVICE	4/21/2016	BMO1	PMCHQ00000511	\$29.32
134906	200869	NETLINK COMPUTER INC.	4/21/2016	BMO1	PMCHQ00000511	\$162.18
134907	290067	NORTH ISLAND TRACTOR	4/21/2016	BMO1	PMCHQ00000511	\$29.10
134908	27010	NUU-CHAH-NULTH TRIBAL COUNCIL	4/21/2016	BMO1	PMCHQ00000511	\$306.00
134909	32500	PLANETCLEAN (NANAIMO) LTD	4/21/2016	BMO1	PMCHQ00000511	\$170.06
134910	45800	PORT ALBERNI FIRE FIGHTERS ASS	4/21/2016	BMO1	PMCHQ00000511	\$4,074.00
134911	45995	PORT ALBERNI ONLINE	4/21/2016	BMO1	PMCHQ00000511	\$268.80
134912	45850	PORT ALBERNI PORT AUTHORITY	4/21/2016	BMO1	PMCHQ00000511	\$21,500.44
134913	46595	PRAXAIR DISTRIBUTION	4/21/2016	BMO1	PMCHQ00000511	\$42.22
134914	47333	QUALITY FOODS	4/21/2016	BMO1	PMCHQ00000511	\$1,145.14
134915	47950	RAYNER BRACHT CONSTRUCTION	4/21/2016	BMO1	PMCHQ00000511	\$39,966.09
134916	49150	REGIONAL DISTRICT OF ALBERNI C	4/21/2016	BMO1	PMCHQ00000511	\$720.00
134917	52733	SHRED-IT INTERNATIONAL ULC	4/21/2016	BMO1	PMCHQ00000511	\$128.26
134918	53726	SOFTCHOICE CORP	4/21/2016	BMO1	PMCHQ00000511	\$526.31
134919	53910	SOUTHSIDE AUTO SUPPLY LTD	4/21/2016	BMO1	PMCHQ00000511	\$1,667.18
134920	203124	STAPLES ADVANTAGE	4/21/2016	BMO1	PMCHQ00000511	\$1,680.74
134921	202288	STAPLES/ BD# 321 PORT ALBERNI	4/21/2016	BMO1	PMCHQ00000511	\$304.84
134922	204329	STERICYCLE COMMUNICATION SOLUT	4/21/2016	BMO1	PMCHQ00000511	\$184.59
134923	204747	THOEN, TANYA	4/21/2016	BMO1	PMCHQ00000511	\$206.00
134924	203092	TKS HYDRAULICS & SUPPLY	4/21/2016	BMO1	PMCHQ00000511	\$241.85
134925	56323	TOM HARRIS CELLULAR LTD	4/21/2016	BMO1	PMCHQ00000511	\$218.69
134926	56450	TOURISM VANCOUVER ISLAND/CO-OP	4/21/2016	BMO1	PMCHQ00000511	\$1,007.81
134927	57040	UAP INC	4/21/2016	BMO1	PMCHQ00000511	\$400.73
134928	16659	VANCOUVER ISLAND HEALTH AUTHOR	4/21/2016	BMO1	PMCHQ00000511	\$1,100.00
134929	204746	VERLANDER, STACEY	4/21/2016	BMO1	PMCHQ00000511	\$49.50
134930	203966	WALERIUS, LESLIE	4/21/2016	BMO1	PMCHQ00000511	\$11.00
134931	60060	WATSONS PAINT CENTRE (1996) LT	4/21/2016	BMO1	PMCHQ00000511	\$1,533.00
134932	60613	WESTCOAST HOME HARDWARE	4/21/2016	BMO1	PMCHQ00000511	\$866.26
134933	62740	WINDSOR PLYWOOD	4/21/2016	BMO1	PMCHQ00000511	\$630.65
134934	59700	WL SOLUTIONS LTD	4/21/2016	BMO1	PMCHQ00000511	\$3,098.07
134935	204598	WSP CANADA INC	4/21/2016	BMO1	PMCHQ00000511	\$643.13
134936	63140	WYNANS FURNITURE & UPHOLSTERY	4/21/2016	BMO1	PMCHQ00000511	\$179.20
134937	20208	ZONE WEST LTD	4/21/2016	BMO1	PMCHQ00000511	\$466.76
134938	3150	ALBERNI VALLEY CHAMBER OF COMM	4/28/2016	BMO1	PMCHQ00000512	\$21,000.00
134939	203653	COPCAN CONTRACTING LTD.	4/28/2016	BMO1	PMCHQ00000512	\$103,587.02
134940	202896	DEL RIO, JIM	4/28/2016	BMO1	PMCHQ00000512	\$981.75
134941	28205	HILTON CENTRE	4/28/2016	BMO1	PMCHQ00000512	\$599.00
134942	203488	K & G INSTALLATIONS LTD.	4/28/2016	BMO1	PMCHQ00000512	\$98,597.45
134943	204745	LOBB, MARCUS	4/28/2016	BMO1	PMCHQ00000512	\$75.00
134944	201663	MCLEMAN, JACK	4/28/2016	BMO1	PMCHQ00000512	\$400.93
134946	202409	SHAW BUSINESS SOLUTIONS INC.	4/28/2016	BMO1	PMCHQ00000512	\$178.18
134947	53999	SPIFFY IN A JIFFY JANITORIAL I	4/28/2016	BMO1	PMCHQ00000512	\$1,260.00
134948	201857	J ROBBINS CONSTRUCTION	4/28/2016	BMO1	PMCHQ00000513	\$21,562.65
134949	53650	S P C A	4/28/2016	BMO1	PMCHQ00000513	\$13,544.96
134950	9475	BOWERMAN EXCAVATING LTD.	5/4/2016	BMO1	PMCHQ00000516	\$326,902.56

* Voided Cheques

Cheque Number	Vendor ID	Vendor Cheque Name	Cheque Date	Chequebook ID	Audit Trail Code	Amount
134951	6950	BAGLEY, CATHY	5/5/2016	BM01	PMCHQ00000517	\$100.00
134952	203918	BRACK, CHRISTINA	5/5/2016	BM01	PMCHQ00000517	\$240.00
134953	204647	CHAMBERLAIN, DAVE	5/5/2016	BM01	PMCHQ00000517	\$180.00
134954	203804	FOURNIER, YOLANDE	5/5/2016	BM01	PMCHQ00000517	\$600.00
134955	203281	GAN, TIAN SENG	5/5/2016	BM01	PMCHQ00000517	\$51,652.76
134956	91414	HAACK, ESTER	5/5/2016	BM01	PMCHQ00000517	\$1,522.50
134957	34170	KOCH, SARINA	5/5/2016	BM01	PMCHQ00000517	\$560.00
134958	203970	KURUCZ, MARINKA	5/5/2016	BM01	PMCHQ00000517	\$275.00
134959	91167	MILLER, DORIANNE	5/5/2016	BM01	PMCHQ00000517	\$600.00
134960	40381	MONGREL MEDIA	5/5/2016	BM01	PMCHQ00000517	\$1,000.00
134961	43190	OLD DUTCH FOODS LTD	5/5/2016	BM01	PMCHQ00000517	\$117.97
134962	202973	ROBERTS, MIKAELA	5/5/2016	BM01	PMCHQ00000517	\$200.00
134963	203356	SAMSON, NOMI	5/5/2016	BM01	PMCHQ00000517	\$500.00
134964	202409	SHAW BUSINESS SOLUTIONS INC.	5/5/2016	BM01	PMCHQ00000517	\$184.70
134965	200969	VAN NISPEEN, PIP	5/5/2016	BM01	PMCHQ00000517	\$720.00
134966	1335	AIRGAS CANADA INC.	5/6/2016	BM01	PMCHQ00000514	\$64.54
134968	203139	ALBERNI VALLEY TOURISM	5/6/2016	BM01	PMCHQ00000514	\$472.50
134969	5720	ASPLUNDH CANADA INC	5/6/2016	BM01	PMCHQ00000514	\$3,024.00
134970	6950	BAGLEY, CATHY	5/6/2016	BM01	PMCHQ00000514	\$35.67
134971	7860	BEAVER CREEK HOME CENTRE	5/6/2016	BM01	PMCHQ00000514	\$40.76
134972	204438	BILODEAU, STEVE	5/6/2016	BM01	PMCHQ00000514	\$44.24
134973	202286	BUTT, MICHELLE	5/6/2016	BM01	PMCHQ00000514	\$59.01
134974	14380	CANADIAN LINEN AND UNIFORM SER	5/6/2016	BM01	PMCHQ00000514	\$46.98
134975	15301	CANADIAN TIRE #488	5/6/2016	BM01	PMCHQ00000514	\$113.10
134976	204749	CARROL, NINA	5/6/2016	BM01	PMCHQ00000514	\$103.45
134977	204808	CITY AGE MEDIA INC	5/6/2016	BM01	PMCHQ00000514	\$519.75
134978	204527	CPS (CANADA) INC	5/6/2016	BM01	PMCHQ00000514	\$60.20
134979	22200	DOLANS CONCRETE LTD	5/6/2016	BM01	PMCHQ00000514	\$631.63
134980	25436	GIRISON LAUNDROMAT	5/6/2016	BM01	PMCHQ00000514	\$68.25
134981	26070	GRAPHICS FACTORY	5/6/2016	BM01	PMCHQ00000514	\$39.20
134982	203972	KWAN, NATHAN	5/6/2016	BM01	PMCHQ00000514	\$45.74
134983	34420	L B WOODCHOPPERS LTD	5/6/2016	BM01	PMCHQ00000514	\$389.76
134984	204601	LEE, RHYLIE	5/6/2016	BM01	PMCHQ00000514	\$27.00
134985	35220	LITTLE VALLEY DELI	5/6/2016	BM01	PMCHQ00000514	\$267.96
134986	204188	MCCABE, PAM	5/6/2016	BM01	PMCHQ00000514	\$180.00
134987	46595	PRAXAIR DISTRIBUTION	5/6/2016	BM01	PMCHQ00000514	\$114.61
134988	47333	QUALITY FOODS	5/6/2016	BM01	PMCHQ00000514	\$93.42
134989	915744	SCHWARZ, MIKI	5/6/2016	BM01	PMCHQ00000514	\$26.18
134990	52733	SHRED-IT INTERNATIONAL ULC	5/6/2016	BM01	PMCHQ00000514	\$64.13
134991	203980	SOGGE, PAULA	5/6/2016	BM01	PMCHQ00000514	\$45.00
134992	53910	SOUTHSIDE AUTO SUPPLY LTD	5/6/2016	BM01	PMCHQ00000514	\$212.67
134993	56230	TIM HORTONS #1462	5/6/2016	BM01	PMCHQ00000514	\$139.02
134994	60613	WESTCOAST HOME HARDWARE	5/6/2016	BM01	PMCHQ00000514	\$150.07
134996	202896	DEL RIO, JIM	5/10/2016	BM01	PMCHQ00000518	\$2,205.00
134997	10360	B C HYDRO & POWER AUTHORITY	5/11/2016	BM01	PMCHQ00000519	\$93,919.27
134998	10950	B C TRANSIT	5/11/2016	BM01	PMCHQ00000519	\$79,393.00
134999	202367	BECKETT, SCOTT	5/11/2016	BM01	PMCHQ00000519	\$1,800.00
135000	17470	CICON, GUY	5/11/2016	BM01	PMCHQ00000519	\$4,369.75
135002	204753	DAVIES PARKS & ASSOCIATES	5/11/2016	BM01	PMCHQ00000519	\$12,862.50
135003	915759	FORMAN, SANDI	5/11/2016	BM01	PMCHQ00000519	\$117.83
135004	204557	FUSIONCINE	5/11/2016	BM01	PMCHQ00000519	\$232.23
135005	204579	IMAGE X MEDIA	5/11/2016	BM01	PMCHQ00000519	\$3,331.12
135006	203972	KWAN, NATHAN	5/11/2016	BM01	PMCHQ00000519	\$123.64
135007	204750	LAURENTIAN BANK	5/11/2016	BM01	PMCHQ00000519	\$4,358.68
135008	203171	MOUSLEY, BRIAN	5/11/2016	BM01	PMCHQ00000519	\$282.50
135009	204717	NOILES, AMBER	5/11/2016	BM01	PMCHQ00000519	\$850.00
135010	203334	RUTTAN, MIKE	5/11/2016	BM01	PMCHQ00000519	\$86.68
135011	204080	SCHWAGER, SERENA	5/11/2016	BM01	PMCHQ00000519	\$93.71
135012	52450	SHAW CABLE	5/11/2016	BM01	PMCHQ00000519	\$313.49
135013	53999	SPIFFY IN A JIFFY JANITORIAL I	5/11/2016	BM01	PMCHQ00000519	\$1,260.00
135014	10920	TELUS	5/11/2016	BM01	PMCHQ00000519	\$160.53
135015	56075	THOEN, RANDY	5/11/2016	BM01	PMCHQ00000519	\$1,452.83
135016	56270	TIMBRE	5/11/2016	BM01	PMCHQ00000519	\$1,790.00

System: 5/16/2016 9:54:50 AM
User Date: 5/16/2016

City of Port Alberni
VENDOR CHEQUE REGISTER REPORT
Payables Management

Page: 14
User ID: SPENCER_M

* Voided Cheques

Cheque Number	Vendor ID	Vendor Cheque Name	Cheque Date	Chequebook ID	Audit Trail Code	Amount
135017	58660	VANCOUVER ISLAND REGIONAL LIBR	5/11/2016	BMO1	PMCHQ00000519	\$168,333.00
135018	62790	WONG, BOYD	5/11/2016	BMO1	PMCHQ00000519	\$427.15
135019	204270	STEWART, GERRY	5/12/2016	BMO1	PMCHQ00000520	\$640.00
135020	30130	WESTERN VANCOUVER ISLAND INDUS	5/12/2016	BMO1	PMCHQ00000521	\$60,000.00
Total Cheques: 816						Total Amount of Cheques: \$5,514,264.88