
AGENDA – AUDIT COMMITTEE MEETING

Monday, April 19, 2021 @ 11:00 AM

Zoom Webinar

https://portalberni.zoom.us/webinar/register/WN_a7PKQrK8QeqHR9nHDg85ww

A. CALL TO ORDER & APPROVAL OF THE AGENDA

1. Recognition of unceded Traditional Territories.
2. Late items identified by Committee Members.
3. Late items identified by the Director of Finance.

That the agenda be approved as circulated.

B. ADOPTION OF MINUTES

1. Minutes from the Audit Committee meeting held on August 10, 2020.

C. UNFINISHED BUSINESS

1. **Terms of Reference**
Director of Finance to provide a verbal overview.
2. Copy of the report from the Director of Finance to Council dated September 1, 2020 in response to questions from the members of the Audit Committee at their August 10, 2020 meeting. [For members information]

D. QUARTERLY ANALYSIS OF MAYOR & COUNCIL TRAVEL + DEVELOPMENT EXPENSES

1. Mayor and Council Travel and Development Expenses for the fourth quarter of 2020 and the first quarter of 2021.

E. REPORTS

Report from the Director of Finance dated April 6, 2021 providing an overview of the 2020 Actual versus Financial Plan and other pertinent information.

1. General Revenue Fund by Department (*pages 1 - 3*)
2. General Capital Fund (*pages 4 - 8*)
3. Sewer Revenue Fund (*page 9*)
4. Water Capital Fund (*page 10*)

F. VENDOR CHEQUE REGISTER REPORT

(from May 13, 2020 to April 12, 2021)

G. INVESTMENTS REPORT

Portfolio Review dated December 31, 2020 and March 31, 2021 from Raymond James.

H. OTHER COMPETENT BUSINESS

I. QUESTION PERIOD

An opportunity for the public to ask questions of Council.

J. ADJOURNMENT

That the meeting adjourn at PM

**City of Port Alberni
Audit Committee
Minutes from a Meeting held Monday, August 10th, 2020 at 11:00 am
Via Zoom**

Present: Councillor Dan Washington, Chair
Councillor Cindy Solda
Councillor Ron Corbeil

Resource Staff: Tim Pley, CAO
Andrew McGifford, Director of Finance
Davina Hartwell, City Clerk

Media: David Wiwchar, The Peak 93.3FM

A. Adoption of Agenda

*Solda/Corbeil
That the agenda be adopted as circulated.*

Carried

B. Minutes

*Corbeil/Solda
That the minutes of the July 6th, 2020 Audit Committee Meeting be adopted as circulated.*

Carried

C. Responses to questions arising from the July 6, 2020 Audit Committee Meeting

*Corbeil/Solda
That the report dated July 22, 2020 from the Deputy Director of Finance responding to questions arising from the July 6, 2020 meeting, be received.*

Carried

D. Quarterly Analysis of Mayor and Council Travel and Convention Expenses (June 30, 2020)

It was noted that the both Mayor Minions and Councillor Corbeil attended the Truck Loggers Assoc. Convention Jan 14-17.

Registration fees for AVICC attendance have been credited.

*Solda/Corbeil
That the Mayor and Council Travel and Development Expenses report for the period ending June 30, 2020 be received.*

Carried

E. Reports

General Revenue Fund by Department

Additional information was requested regarding the following:

- a. 022130 – Community Policing
- b. 016215 – Community Gaming Funds
- c. 015210 – Bylaw Fine and Parking Tickets (year to date breakdown of tickets issued for future meeting)
- d. 013121 – Detention of Prisoners
- e. 022481 – Sundry Equip

Corbeil/Solda

That the General Revenue Fund report for June 30, 2020 be received.

Carried

Water Revenue Fund

Corbeil/Solda

That the Water Revenue Fund report for June 30, 2020 be received.

Carried

Sewer Revenue Fund

Information was requested regarding status of connection charges.

Solda/Corbeil

That the Sewer Revenue Fund report for June 30, 2020 be received.

Carried

General Capital Fund

Information was requested regarding the following:

- a. 04-485330 – General Government
- b. 04-495360 – General Capital, Museum Capital Purchases

Corbeil/Solda

That the General Capital Fund report for June 30, 2020 be received.

Carried

Water Capital Fund

Details regarding approval of 565418 Leslie to Merrifield was requested.

Corbeil/Solda

That the Water Capital Fund report for June 30, 2020 be received.

Carried

Sewer Capital Fund

Corbeil/Solda

That the Sewer Capital Fund report for June 30, 2020 be received.

Carried

F. Vendor Cheque Register Report

Details regarding the following cheque numbers and electronic funds transfers were requested as follows:

- a. 146245 – Superior Farms (\$7,816.20)
- b. 146284 – Community Futures Development (\$52,999.90) – noted \$50,000 was for Façade Improvement Program
- c. 146290 - Guillevin International Co (\$266,565.77)
- d. 146361 – Flag Outlet Ltd (\$5,312.33) – noted additional flag poles purchased to accommodate Tseshah and Hupacasath flags)
- e. 146369 – Neilson Strategies Inc. (\$6,665.93) – noted this was facilitated strategic plan session
- f. 146327 – Port Alberni Port Authority (\$262,500)
- g. 146329 – Project 529, Inc (\$1,500) – noted this is a property protection program through Community Policing)
- h. 146348 – 0946982 BC Ltd (\$2,153.87) – noted this is Ace Flagging
- i. 146358 – Clark's Household Moving (\$6,825.00) – noted this was new exempt staff relocation to community
- j. 146305 – Zoom Video Communications (\$12,000) – noted this was Annual Licence Fee for up to 50 users)
- k. 146412 – Michele Jamieson \$89,242.85
- l. 146427 – Bang The Table (\$11,200) – noted this is Communications Software
- m. 146436 – Community Futures Development (\$17,100)
- n. 146449 – Merit Furniture (\$2,588.88) – noted this was refrigerator for Fire Hall. Info requested re criteria for purchase
- o. 146524 – Piano Forte and Tuning Service – (\$585.09) – noted piano tuning for piano at Echo Centre
- p. 146539 – Victoria Lake (\$1,500) – noted this was Consulting Co. for Food Hub proposal
- q. EFT4445 – Accent Refrigeration (\$64,874.25) – noted this was 30% payment towards multiplex condenser installation
- r. EFT4438 – Vancouver Island Regional Library (\$198,115) – no there has been no change in the level of service under the contract as VIRL seeks creative ways to deliver service
- s. EFT4551 – Port Alberni Civic Managers Assoc – (\$450) – noted these are payroll deductions for dues to association.
- t. EFT4552 - Port Alberni Firefighters Association – (\$5,358) noted these are payroll deductions for dues to association.

Solda/Corbeil

That the Vendor Cheque Register Report dated May 13, 2020 through August 4, 2020 be received, and questions arising from the Cheque Register be addressed in a report at the September 14, 2020 Regular Council Meeting.

Carried

G. Investments Report

A McGifford, Director of Finance provided a verbal update regarding the City's investments noting \$12 million has been placed in short-term investments until there is full understanding of the City's financial position following this year's tax payment deadlines.

H. Other Competent Business

A McGifford, Director of Finance reviewed his August 5, 2020 report providing a draft Terms of Reference for the Committee's review and input. The Committee generally discussed the Terms of Reference and supported them being forwarded to Council for consideration of endorsement.

I. Question Period

J. Next Meeting

The next meeting will be on Monday, November 23, 2020 at 11:00 am.

K. Adjournment

Corbeil/Solda

That the meeting be adjourned at 12:10 pm.

Carried

Respectfully submitted,

Councillor Dan Washington, Chair

Davina Hartwell, City Clerk



CITY OF PORT ALBERNI POLICY MANUAL

Title: Audit Committee Terms of Reference		
Department Responsible: Finance Department		
New	<input checked="" type="checkbox"/>	Pages: 1 OF 2
Amended	<input type="checkbox"/>	

1. PURPOSE

The primary function of the Audit Committee is to assist Council in fulfilling its oversight responsibilities by reviewing the audited annual financial statements and other financial information, and the City staff's governance of internal controls and auditing processes.

2. COMPOSITION

- a) The Audit Committee shall be composed of a maximum of three Council members to be appointed annually by Council.
- b) The Chair will be determined yearly by Council.
- c) A quorum shall be two members of the Committee.

3. MEETINGS

The Audit Committee shall meet at least twice annually in the spring and in the fall. Additional meetings shall be held as deemed necessary by the Chair. The CAO and Director Finance, or their designate shall attend all meetings to provide input and answer questions.

4. AUTHORITY

The Audit Committee is established in accordance with Section 170 of the Community Charter, whereby a council may only delegate its audit powers, duties and functions to a committee comprised of council members. The Audit Committee has the authority to request a review and/or investigate any activity of the City, and the Committee shall ensure internal and external auditors receive the co-operation of all City employees and have unrestricted access to records.

5. COMMUNICATIONS

- a) Minutes of Audit Committee meetings and any recommendations shall be forwarded to and approved by City Council prior to implementation.
- b) Supporting information and schedules reviewed by the Audit Committee shall be made available for review by any Council member upon request.
- c) The Audit Committee shall receive a copy of all reports issued to the City by the independent external auditor.
- d) The Audit Committee shall receive a copy of all internal audit reports issued by Finance Department and addressed to the CAO, and further any other reports as selected by the Director of Finance.

6. DUTIES AND RESPONSIBILITIES

The duties and responsibilities of the Audit Committee include the following:

- a) Documents and Reports Review
 - i. To review and periodically update the Audit Committee's Terms of Reference and propose amendments/updates the ToR, for review/approval by Council;
 - ii. To review and accept the City's annual audited financial statements;
 - iii. To approve the date and format for the Council or public meeting (prior to June 30th) to present the audited financial statements and Council remuneration reports;
 - iv. To review internal audit and management reports submitted to the Committee.
- b) Independent External Auditors
 - i. To recommend to Council the appointment or termination of the external auditor;
 - ii. To consult with the external auditor concerning internal controls and risk management.
- c) Financial Reporting Principles and Processes
 - i. To review the integrity of the City's internal and external financial reporting processes;
 - ii. To review the appropriateness of the City's accounting principles and reasonableness of its estimates;
 - iii. To consider significant changes to auditing and accounting principles and practices.
- d) Process Improvement
 - i. To review any significant issues identified during the course of audits;
 - ii. To resolve restrictions limiting the scope of an audit or access to City records;
 - iii. To review internal control and risk management improvements, as appropriate;
 - iv. To review the extent to which recommendations have subsequently been implemented;
 - v. To deal with matters referred to the Audit Committee by City Council.
- e) Risk Management
 - i. To satisfy itself that the City has implemented appropriate systems to identify, monitor and mitigate significant business risks.
- f) Investment portfolio
 - i. The Audit Committee will ensure the adherence to the Investment policy and review semi annual reporting;

7. REPORTING REQUIRED

The committee considered changes and recommended that reporting includes:


- i. *Semi-annually summary report prepared by the Director or designate:*
 - a. *Year to date report versus budget that is in the same format as the five-year Financial Plan, highlight variances within the Financial Plan;*
 - b. *Any other information that requires additional details to be shared within the scope of the committee;*
 - c. *Summary report by department and project with variances reporting and areas of importance.*
- ii. *Quarterly Mayor and Council expense report;*
- iii. *Cheque register details with improved detail (where possible);*
- iv. *Investment report;*
- v. *Risks, process improvements and controls reporting.*

Effective Date: September 14, 2020

Authorized By: Council

Replaces:

Date: September 1, 2020
File No: 0360-20-AUDIT
To: Mayor & Council
From: T. Pley, CAO
Subject: **Audit Committee meeting follow up – August 10, 2020**

Prepared by: A. MCGIFFORD Director of Finance	Supervisor: T. PLEY CAO	CAO Concurrence:  T. Pley, CAO
--	--------------------------------------	---

RECOMMENDATION

THAT Council receive the report from the Director of Finance titled "Audit Committee meeting follow up – August 10, 2020.

PURPOSE

To provide Council with a response to questions raised and requests for additional detail or information from the August 10, 2020 Audit Committee meeting.

BACKGROUND

The Audit Committee met on August 10, 2020 and the following items were queried and the responses are as follows:

1. **Additional information for the follow General Revenue accounts were requested:**
 - a. 022130 – Community Policing
 - i. GL detail attached
 - b. 016215 – Community Gaming Funds
 - i. 1st Quarter revenue received
 - ii. Letter from province confirming that the 2nd quarter revenue was not coming.
 - iii. Anticipate that funding the remainder of 2020 is at risk.
 - c. 015210 – Bylaw Fine and Parking Tickets (year to date breakdown of tickets issued for future meeting
 - i. GL detail attached
 - d. 013121 – Detention of Prisoners
 - i. GL detail attached
 - e. 022481 – Sundry Equip
 - i. GL detail attached – *Cost of SCBA's recoded and no longer recorded as an expense
2. **Additional information for the follow General Capital accounts were requested:**
 - a. 04-485330 – General Government – Capital YTD - \$202,765.74
 - i. This is for the Asset Management project and is for the Asset Finda software. This is funded through a UBCM Strategic Priorities Grant for \$550,000.
 - b. 04-495360 – General Capital, Museum Capital Purchases – Capital YTD - \$53,710.82
 - i. McLean Mill Dam Structure Upgrade – Budgeted for \$233,000 amount spend in 2018 & 2019 - \$53,710.82

3. Request for account detail of the following accounts:

a. Details regarding approval of 565418 Leslie to Merrifield was requested - \$307,965.24

- i. Project not coded to correct account number and will be corrected
- ii. Cost associated with the Anderson Hill development project agreement

4. Details of cheque numbers and electronic funds transfers as follows:

- a. 146245 – Superior Farms (\$7,816.20)
 - a. Annual hanging basket purchase from wholesaler
- b. 146284 – Community Futures Development (\$52,999.90)
 - a. \$50,000.00 - Façade Improvement Program funding
 - b. \$1,565.55 – Radio advertising for Façade Improvement Program
 - c. \$1,434.35 - COVID -19 support program advertising
- c. 146290 - Guillevin International Co (\$266,565.77)
 - a. New Fire Department SCBA's – Capital purchase
- d. 146361 – Flag Outlet Ltd (\$5,312.33)
 - a. Additional flag poles purchased to accommodate Tseshaht and Hupacasath flags at City Hall
- e. 146369 – Neilson Strategies Inc. (\$6,665.93)
 - a. Contractor facilitated strategic plan session
- f. 146327 – Port Alberni Port Authority (\$262,500)
 - a. Transfer of grant funds for Food Hub
- g. 146329 – Project 529, Inc. (\$1,500)
 - a. Property protection program through Community Policing
- h. 146348 – 0946982 BC Ltd (\$2,153.87)
 - a. Ace Flagging
- i. 146358 – Clark's Household Moving (\$6,825.00)
 - a. New exempt staff relocation costs to move to community
- j. 146305 – Zoom Video Communications (\$12,000)
 - a. Annual Licence Fee for up to 50 users
- k. 146412 – Michele Jamieson \$89,242.85
 - a. Refund with interest - Tax sale redemption for 6095 River Road
- l. 146427 – Bang the Table (\$11,200)
 - a. Licensing fees for communications software
- m. 146436 – Community Futures Development (\$17,100)
 - a. \$12,000.00 – Attraction website and hub
 - b. \$1,565.55 – Marketing contract work
 - c. \$1,570.07- Canada Post flyer – Marketing
 - d. \$1,964.48 – Printing material for program
- n. 146449 – Merit Furniture (\$2,588.88)
 - a. Refrigerator for Fire Hall, replacing the previous fridge of similar make and size to accommodate the needs of the department.
- o. 146524 – Piano Forte and Tuning Service – (\$585.09)
 - a. Piano tuning for piano at Echo Centre (including travel from Victoria)
- p. 146539 – Victoria Lake (\$1,500)
 - a. Consulting for Food Hub proposal – successful grant
- q. EFT4445 – Accent Refrigeration (\$64,874.25)
 - a. 30% payment towards multiplex condenser installation

- r. EFT4438 – Vancouver Island Regional Library (\$198,115)
 - a. Quarterly payment from library service, no change for cost of service during COVID.
- s. EFT4551 – Port Alberni Civic Managers Assoc. – (\$450)
 - a. Payroll deductions for dues to association
- t. EFT4552 - Port Alberni Firefighters Association – (\$5,358)
 - a. Payroll deductions for dues to association.

5. Question Period:

Not applicable.

6. July 6th Follow up outstanding:

Alberni Valley Chamber of Commerce: Expense detail from February 19 to May 12, 2020:

Date of payment	Description	Amount
02/20/2020	Sponsorship Awards 2020	\$787.50
02/20/2020	Presentation – Crimes and Courts – 3 attendees	\$63.00
02/27/2020	1 st Quarter – Tourism Grant to operate Bureau	\$21,422.00
03/04/2020	1 st Half of Annual fee to operate McLean Mill	\$75,000.00
03/12/2020	Eco/Dev – Business Survey – COVID -19	\$4,698.75
03/12/2020	Community Sign Project support	\$2,835.00
04/16/2020	2020 Membership fees for Chamber of Commerce	\$310.80
05/06/2020	2 nd Quarter – Tourism Grant to operate Bureau	\$21,422.00

Archeological cost associated with the Sewer Lagoon Project in 2020:

Organization	Amount
Coast Interior Archeology	\$70,636.46
First Nation oversight of Archology work	\$33,457.50

ALTERNATIVES/OPTIONS

Not applicable.

ANALYSIS

Not applicable.

IMPLICATIONS

Not applicable.

COMMUNICATIONS

Not applicable.

BYLAWS/PLANS/POLICIES

Not applicable.

Attachments:

- Audit Committee requests for details from August 10, 2020 report

J:\Finance\Director\Agenda Reports & Procedures\Dir Finance Council Memos\2020\2020_09_01_Audit_Committee_Follow_up_August_10_2020.docx

2021 Council Travel and Development

Date	Event	Location	Mayor	Councillor	Councillor	Councillor	Councillor	Councillor	Councillor	Total
			Minions	Corbeil	Haggard	Paulson	Poon	Solda	Washington	
Jan 13/21	BC Economic Development Association Virtual Town Hall - Jan 20/21 Registration Fee	Virtual	\$ 10.50							\$ 10.50
Jan 20/21	Canadian Chamber of Commerce - Business Restart Series: Hon. Perrin Beatty - Jan 20/21 Registration Fee	Virtual			\$ 10.50					\$ 10.50
Feb 9/21	2021 BC Economic Summit: Economic Revival March 8 - 9, 2021	Virtual			\$ 341.25					\$ 341.25
Total - 1st Quarter (January - March 2021)			\$ 10.50	\$ -	\$ 351.75	\$ -	\$ -	\$ -	\$ -	\$ 362.25
Total - 2nd Quarter (April - June 2021)			\$ -	\$ -	\$ -	\$ -	\$ -	\$ -	\$ -	\$ -
Total - 3rd Quarter (July - September 2021)			\$ -	\$ -	\$ -	\$ -	\$ -	\$ -	\$ -	\$ -
Total - 4th Quarter (October - December 2021)			\$ -	\$ -	\$ -	\$ -	\$ -	\$ -		\$ -
TOTALS - YTD 2021			\$ 10.50	\$ -	\$ 351.75	\$ -	\$ -	\$ -	\$ -	\$ 362.25
									Budget	\$ 50,000.00
Note: Air Canada has issued Travel Vouchers in place of credits.									Balance	\$ 49,637.75

PRIOR YEAR:

Total - 1st Quarter (January - March 2020)		\$ 4,427.36	\$ 1,806.74	\$ 432.20	\$ 2,474.25	\$ 1,088.62	\$ 273.68	\$ 273.68	\$ 10,776.53
Total - 2nd Quarter (April - June 2020)		\$ (679.68)	\$ 655.27	\$ 655.30	\$ (645.53)	\$ 928.95	\$ 655.28	\$ 655.30	\$ 2,224.89
Total - 3rd Quarter (July - September 2020)		\$ 486.59	\$ 406.59	\$ 406.59	\$ 406.59	\$ 406.59	\$ 406.59	\$ 406.59	\$ 2,926.13
Total - 4th Quarter (October - December 2020)		\$ 15.00	\$ 15.00	\$ 793.99	\$ 234.00	\$ 15.00	\$ 15.00	\$ 15.00	\$ 1,102.99
TOTALS - Year-End 2020		\$ 4,249.27	\$ 2,883.60	\$ 2,288.08	\$ 2,469.31	\$ 2,439.16	\$ 1,350.55	\$ 1,350.57	\$ 17,030.54

2020 Council Travel and Development


Date	Event	Location	Mayor	Councillor	Councillor	Councillor	Councillor	Councillor	Councillor	Total
			Minions	Corbeil	Haggard	Paulson	Poon	Solda	Washington	
Jan 1/20	UBCM Convention Sept 21 - 25, 2020 Hotel - Prepaid in 2019	Victoria	273.66	273.68	273.66	273.68		273.68	273.68	1,642.04
Jan 14/20	Truck Loggers Assoc. Convention Jan 14 - 17, 2020 - Hotel/Ferry/Per Diem	Vancouver	\$ 1,094.88	\$ 1,322.25						\$ 2,417.13
Jan 27/20	FCM Conference June 4 - 7, 2020 - Hotel Deposit	Toronto	\$ 339.63			\$ 339.63				\$ 679.26
Jan 29/20	Emperor's Birthday - Consul-General of Japan - Ferry & Mileage	Vancouver					\$ 262.31			\$ 262.31
Jan 30/20	AVCoC - Crime, Courts & Commerce	Port Alberni	\$ 20.00		\$ 20.00					\$ 40.00
Jan 30/20	VI Small Business Awards Jan 30, 2020 - Hotel/Per Diem/Mileage	Langford	\$ 242.79							\$ 242.79
Jan 31/20	BC Council of Forest Industries Apr 1 - 3, 2020 - Flight	Prince George	\$ 588.25	\$ 610.81						\$ 1,199.06
Jan 31/20	FCM Conference June 4 - 7, 2020 - Flight	Toronto	\$ 832.25			\$ 865.70				\$ 1,697.95
Jan 31/20	FCM Conference June 4 - 7, 2020 - Registration	Toronto	\$ 961.19			\$ 995.24				\$ 1,956.43
Feb 5/20	LGLA Leadership Forum - Registration	Richmond					\$ 367.50			\$ 367.50
Feb 5/20	Assoc. of BC Forest Professionals Conference Feb 5 - 7, 2020 -Per Diem	Nanaimo	\$ 374.28							\$ 374.28
Feb 5/20	LGLA - Conference - Ferry/Accomadation/Mileage	Richmond				\$ 458.81				\$ 458.81
Feb 13/20	Lunch Meeting with Cynthia Dick	Port Alberni	\$ 31.77							\$ 31.77
Feb 15/20	Assoc. of Van Island Coastal Communities Conv.Apr 15 - 17, 2020 Reg.	Nanaimo	\$ 467.25	\$ -	\$ 425.25	\$ 425.25	\$ 425.25	\$ 425.25	\$ 393.75	\$ 2,562.00
Feb 16/20	Dominion Gov. Law - Webinar Registration	Webinar			\$ 138.54					\$ 138.54
Mar 10/20	Lunch Meeting with John Douglas	Port Alberni	\$ 42.94							\$ 42.94
Mar 18/20	Refund of COFI conference paid in November 2019	n/a	\$ -	\$ (400.00)						\$ (400.00)
Mar 18/20	Association of BC Forest Professionals - 2020 Mayor - Expense Refund	n/a	\$ (374.28)							\$ (374.28)
Mar 20/20	Assoc. of Van Island Coastal Communities Conv.Apr 15 - 17, 2020 Reg. - Conference Cancelled due to COVID-19	Nanaimo	\$ (467.25)		\$ (425.25)	\$ (425.25)	\$ (425.25)	\$ (425.25)	\$ (393.75)	\$ (2,562.00)
Apr 24/20	FCM Conference Jun 4 - 7, 2020 - Registration - REFUND	Toronto	\$ (995.33)			\$ (961.19)				\$ (1,956.52)
May 7/20	FCM Conference June 4 - 7, 2020 - Hotel Deposit - REFUND	Toronto	\$ (339.63)			\$ (339.63)				\$ (679.26)
Jun 5/20	Strategic Planning Session	Port Alberni	\$ 928.95	\$ 928.95	\$ 928.95	\$ 928.95	\$ 928.95	\$ 928.96	\$ 928.96	\$ 928.95
Jun 5/20	UBCM Convention Sept 21 - 25, 2020 Hotel Refund - Cancelled	Victoria	\$ (273.67)	\$ (273.68)	\$ (273.65)	\$ (273.66)	\$ -	\$ (273.68)	\$ (273.66)	\$ (1,642.00)
Jul 28/20	Climate Caucus	Virtual	\$ 80.00							\$ 80.00
Jul 30/20	UBCM Virtual Convention Sept 21 - 25, 2020 - Registration	Virtual	\$ 350.00	\$ 350.00	\$ 350.00	\$ 350.00	\$ 350.00	\$ 350.00	\$ 350.00	\$ 2,450.00
Aug 17/20	Council Meetings - Meal provided	Port Alberni	\$ 36.79	\$ 36.79	\$ 36.79	\$ 36.79	\$ 36.79	\$ 36.79	\$ 36.79	\$ 257.53
Sep 23/20	Council Meetings - Meal provided	Port Alberni	\$ 19.80	\$ 19.80	\$ 19.80	\$ 19.80	\$ 19.80	\$ 19.80	\$ 19.80	\$ 138.60
Oct 6/20	Vancouver Island Economic Summit Virtual Conference	Virtual			\$ 219.00	\$ 219.00				\$ 438.00
Nov 16/20	Council Meetings - Meal provided	Port Alberni	\$ 15.00	\$ 15.00	\$ 15.00	\$ 15.00	\$ 15.00	\$ 15.00	\$ 15.00	\$ 105.00
Dec 16/20	BC Economic Development Association Seminar Registration	Virtual			\$ 349.99					\$ 349.99
Dec 17/20	Annual Leadership Forum (February 3 - 4, 2021)	Virtual			\$ 210.00					\$ 210.00
Total - 1st Quarter (January - March 2020)			\$ 4,427.36	\$ 1,806.74	\$ 432.20	\$ 2,474.25	\$ 1,088.62	\$ 273.68	\$ 273.68	\$ 10,776.53
Total - 2nd Quarter (April - June 2020)			\$ (679.68)	\$ 655.27	\$ 655.30	\$ (645.53)	\$ 928.95	\$ 655.28	\$ 655.30	\$ 2,224.89
Total - 3rd Quarter (July - September 2020)			\$ 486.59	\$ 406.59	\$ 406.59	\$ 406.59	\$ 406.59	\$ 406.59	\$ 406.59	\$ 2,926.13
Total - 4th Quarter (October - December 2020)			\$ 15.00	\$ 15.00	\$ 793.99	\$ 234.00	\$ 15.00	\$ 15.00	\$ 15.00	\$ 1,102.99
TOTALS - YTD 2020			\$ 4,249.27	\$ 2,883.60	\$ 2,288.08	\$ 2,469.31	\$ 2,439.16	\$ 1,350.55	\$ 1,350.57	\$ 17,030.54
									Budget	\$ 29,940.00
Note: Air Canada has issued Travel Vouchers in place of credits.		FCM	\$ 1,697.86		AVICC	\$ -	UBCM	\$ 808.00	Balance	\$ 12,909.46

Note: Air Canada has issued Travel Vouchers in place of credits.

PRIOR YEAR:

Total - 1st Quarter (January - March 2019)			\$ 5,213.69	\$ 860.00	\$ 491.05	\$ 107.86	\$ 2,963.85	\$ 604.28	\$ -	\$ 10,240.73
Total - 2nd Quarter (April - June 2019)			\$ 3,773.84	\$ 2,650.79	\$ 667.57	\$ -	\$ 2,912.59	\$ 656.52	\$ -	\$ 10,661.31
Total - 3rd Quarter (July - September 2019)			\$ 4,293.49	\$ 3,946.20	\$ 4,414.77	\$ 4,303.37	\$ 4,287.16	\$ 2,524.88	\$ 3,906.40	\$ 27,676.27
Total - 4th Quarter (October - December 2019)			\$ 2,269.64	\$ 1,668.67	\$ 1,209.83	\$ 273.67	\$ 497.85	\$ 273.67	\$ 273.67	\$ 6,467.00
TOTALS - Year-End 2019			\$ 15,550.66	\$ 9,125.66	\$ 6,783.22	\$ 4,684.90	\$ 10,661.45	\$ 4,059.35	\$ 4,180.07	\$ 55,045.31

Date: April 6, 2021
 File No: 0360-20
 To: Audit Committee
 From: Director of Finance
 Subject: **Audit Committee Report - 2020 Actuals and Variance Review**

Prepared by: <i>ANDREW MCGIFFORD</i> _____ Director of Finance	Supervisor: _____ _____	CAO Concurrence:  _____ T. Pley, CAO
---	-------------------------------	--

RECOMMENDATION

THAT the Committee receive the report from the Director of Finance titled "Audit Committee Report - 2020 Summary and Variance Review".

PURPOSE

To provide the Audit Committee an overview of the 2020 Actual versus Financial Plan and other pertinent information related to the Financial Governance of the City of Port Alberni.

BACKGROUND

The follow list and comments are provided to the Audit Committee, along with some other factors order to provide context to the variances between the 2020 Financial Plan and Actuals. The variances covered are targeted to be over 20% and a variance of at least \$20,000, also other information that would be important to note. The impacts from the pandemic were significant in Parks and Recreation on both the revenues and expenditures. The committee can provide further guidance as it relates to details or thresholds reviewed if required.

2020 Revenue

- **13121 – Prisoner Expenses recovery** – Expenses incurred in by the detachment are recovered and were lower than planned. In the 2021, the plan only includes \$100,000, down from \$167,000.
- **14120 – Administration Service Charge** – A member of the City supported the ACRD in the EOC from July to September 2020, this accounted for \$33,140 and is the entire increase in revenue for 2020.
- **014310 – Public Works Service Charges** – Revenue did not meet plan and this was entirely due to a reduction in storm drain connections in 2020 versus received in 2019. This was an approximate decrease of \$25,000 year over year.
- **14400 – Public Transit Revenue** – The transit service saw significant decreases in revenue, from late March to May 31 no revenue was collected at the bus. Through the year ridership decreased due to Public Health orders. Senior Government provided COVID relief funding to local governments that provided the essential transportation services without reductions to services levels. The city received

\$148,739 in BC Transit restart funding in 2020, this accounts for all the deficit and increased revenue in 2020.

- **14434 – Residential Solid Waste Collection** – The solid waste collection fees have been at the same level since 2012. Revenue was under plan by \$77,546. This requires taxation covers the cost to provided service. In 2020 the rates were to increase to cover costs associated with waste collection. With the pandemic and changes to the service delivery, the fees and charges bylaw was not amended as planned. Moving forward the service fees will reflect the cost to provide the service in 2021/22.
- **14550 - Planning Administration** – Revenue was over plan by \$16,131 in 2020, this was due to the increase in development over previous years.
- **14560 - Economic Development** – Increase over plan was due to a higher amount of grant revenue received in 2020 than planned (Food Hub).
- **14602 – AHQ - Market Square revenue** – The lease of space in 2020 did not occur due to Public Health Orders.
- **14710-14770 – Combined Parks and Recreation revenues** – The impact across all revenues was approximately \$410,000 and was only 67% of what was planned in 2020. The COVID restart grant will support the loss of this revenue.
- **15170 – Building and Plumbing permit fees** – Over plan due to increase building activity in 2020 over normal levels.

2020 Expenditures

- **21215 – Legal Services** – Over plan by \$41,492 or 200%. The volume increases were in large part due to Bylaw and development matters. In 2021 a budget reflecting anticipate cost in Administration, Bylaw and Development Services separately.
- **21911 – Training and Development** – Overall a \$33,975 under spent or 64.22% of total planned expenditures. The pandemic limited much of travel and conference, most of the training opportunities were moved to virtual settings and hotel and other cost were not incurred.
- **22123 – Police Services Administration** - \$213,485 or 23.23% over planned expenditures. Training of casual employees accounted for 164.5 days in 2020, Casuals were also utilized to backfill for full-time employees who were cross-training. This was approximately 20 days, the remaining time, the casuals assisted with backlog as well as some additional coverage to assist with GIS as required help. These expenses are not anticipated in 2021.
- **22130 Community Policing** – Under spent \$168,320, or only 41.16% of planned expenditures. The funding is received from the Emergency Reserve, the contribution for 2020 will reflect expenditures. The cost of renovations to suit became a capital expense when the City purchased a building rather than leasing. The cost to renovate and lease is the reason for under expenditure. The funding for purchase is capital and reflected elsewhere.
- **22471 – Fire Building Maintenance** – The maintenance cost in 2020 were higher than planned by \$65,795 or 207%. The largest component of cost was the repainting of the building at \$45,600. The overall facility maintenance budget throughout the city had enough funding to undertake the repainting in 2020 when combined, it was not located in the Fire Department plan. The other components were related to the garage door maintenance and appliance replacement.
- **22921 – Building and Plumbing Inspection** – Over \$33,726 or 31.48%. During 2020 a vacancy in the inspector role occurred and the prior building inspector (now a manager with the city) filled in to

provide coverage. The impact was a higher rate of pay for a significant period of time and additional time to catch up to backlog.

- **Engineering & Public works** – overall there is under expenditure of \$88,257 or 97.86% of planned expenditures. As staff reviewed the budget versus actual it was noted that need to be identified and adjusted to reflect expected expenditure in order to perform a review of performance.
- **Transit Expenditures** – The restart measures reduced the overall expenditure and BC transit utilized operational reserves to lessen the cost to local government. Overall the costs were decreased \$220,923.
- **26129 - Planning Administration** - Under spent \$96,400 or 73.87% of planned expenditure in 2020. Position in the plan was not filled for entire year.
- **26334-26238 - Economic Development expenditures** – In 2020 the grant funding received was great than planned and accounted for the differences. The Food Hub was the single largest portion of this with \$125,000.
- **Parks and Rec overall expenditure** – No other department saw operations impacted more than P&R due to the pandemic. Revenue and expenditures varied significantly over prior years and compared to the plan. Overall the impact in P&R alone in expenditures was approximately \$750,000 under planned.
- **27510 to 27710 - Cultural Services** – Overall the Cultural Services budget was over spent by \$1,160,217. The Museum underspent by approximately \$30,000, VIRL was as per plan and McLean Mill was over by \$1,120,218 due to remediation related to the Bunker C oil spill clean up.

2020 Water Operation Fund & 2020 Sewer Operation Funds

The Water and Sewer Operating fund is fairly stable year over year for revenue and expenses. Nothing specifically to address within the actual versus planned expenditures, as with Engineering and Public Works, the expenditure plans will need to reflect the actual occurrence in order better assess performance in each department. All funds generated in the Water fund stay within the Water and Sewer fund.

Capital Expenditure update

2020 General, Sewer and Water Capital Plan

The year end review of all the capital projects in progress and completed has just been completed last week. These amounts remain unaudited at this time.

Some item that will be highlight for review include:

- Encore Payroll upgrade
- Traffic Signal Head LED upgrades
- City Hall generator
- 4th Avenue – Bruce to Melrose
- Port view Landing/4000 Burde Street
- 6th Ave – Melrose to Bruce



CITY OF PORT ALBERNI
GENERAL REVENUE FUND - Audit Committee - April 19, 2021

	Budget 2020	Actual 2020 <i>(unaudited)</i>	Variance \$ <i>(unaudited)</i>	Variance % <i>(unaudited)</i>		2021
REAL PROPERTY TAXES						
					0.00%	
11111 General Purposes - Taxes	23,390,939	23,390,939	-	100.00%	1.96%	24,463,807
11112 Debt Purposes - Taxes	211,671	211,619	(52)	99.98%	0.01%	211,671
TAX LEVY	23,602,610	23,602,558	(52)	100.00%	1.95%	24,675,478
				1.95%		
11210 Local Improvements	-	-	-	-		-
11211 Special Area Levy	12,000	10,714	(1,286)	89.28%	10.51%	14,500
SPECIAL ASSESSMENTS	12,000	10,714	(1,286)	89.28%	10.51%	14,500
11910 Utility Tax 1%	695,000	768,761	73,761	110.61%	0.01%	725,000
TAXES	24,309,610	24,382,033	72,423	100.30%	1.89%	25,414,978
FEDERAL GOVERNMENT						
12110 Federal Building Grant	500	570	70	114.07%	-5.64%	500
12210 CBC Grant	2,000	2,949	949	147.44%	-28.96%	2,500
PROVINCIAL GOVERNMENT						
12310 Provincial Government Grant	45,800	46,918	1,118	102.44%	2.80%	45,800
12410 BC Hydro	111,000	110,326	(674)	99.39%	6.30%	111,000
12411 Public Housing Grant (in lieu of taxes)	60,000	64,647	4,647	107.74%	0.25%	60,000
OTHER ENTITIES						
12910 University of Victoria	200	187	(13)	93.50%	-50.00%	180
GRANTS IN LIEU OF TAXES	219,500	225,598	6,098	102.78%	3.26%	219,980
SERVICES PROVIDED TO GOVERNMENT						
13121 PRISONER EXPENSE RECOVERY	167,000	107,669	(59,331)	64.47%	191.09%	100,000
SALES OF SERVICES						
14120 ADMINISTRATION SERVICE CHARGE	33,000	66,854	33,854	202.59%	-8.77%	33,000
14120.3082 HR Recoveries	500	618	118	123.62%	0.00%	500
14221 Law Enforcement Service Charge	129,112	149,309	20,197	115.64%	-42.76%	129,252
14241 Fire Department Service Charge	192,181	189,334	(2,847)	98.52%	64.92%	195,709
PROTECTIVE SERVICES	321,293	338,643	17,350	105.40%	-6.08%	324,961
14310 Public Works Service Charge	77,600	54,424	23,176	70.13%	69.53%	77,600
14400 Public Transit Revenue	335,113	398,410	63,297	118.89%	8.30%	201,063
TRANSPORTATION SERVICES	412,713	452,834	86,473	109.72%	16.19%	278,663
14433 Commercial Solid Waste Collection	13,000	15,731	2,731	121.01%	-30.46%	13,000
Recycle BC funding (ACRD)	-	-	-			271,128
14434 Residential Solid Waste Collection	766,396	688,850	(77,546)	89.88%	12.59%	1,235,718
ENV HEALTH WASTE COLLECTION	779,396	704,581	(74,815)	90.40%	11.44%	1,519,846
14516 PUBLIC HEALTH-CEMETERIES	61,200	60,317	883	98.56%	-14.47%	61,200
14550 PLANNING ADMINISTRATION	24,500	40,631	16,131	165.84%	-66.81%	44,500
14560 ECONOMIC DEVELOPMENT	521,833	668,326	146,493	128.07%	72.56%	146,833
14600 Marine Commercial Building	75,415	79,851	4,436	105.88%	-5.45%	76,169
14601 Port Building	23,017	23,987	970	104.21%	-1.93%	23,247
14602 Market Square	30,088	18,900	(11,188)	62.82%	8.20%	32,000
14690 A. H. Q. Miscellaneous Revenue	2,500	-	(2,500)	0.00%	#DIV/0!	2,500
ALBERNI HARBOUR QUAY	131,020	122,738	(8,282)	93.68%	-0.02%	133,916
RECREATION SERVICES						
RECREATION FACILITIES						
14710 Gyro Youth Centre	8,160	3,029	(5,131)	37.12%	-3.48%	4,000



CITY OF PORT ALBERNI
GENERAL REVENUE FUND - Audit Committee - April 19, 2021

	Budget	Actual	Variance	Variance		
	2020	2020	\$	%		2021
14712 Echo '67 Centre	226,490	171,604	(54,886)	75.77%	7.92%	211,650
14714 Glenwood Centre	42,015	19,773	(22,242)	47.06%	-24.35%	30,000
14716 Echo Aquatic Centre	41,142	14,263	(26,879)	34.67%	1.97%	41,925
14718 AV Multiplex	444,883	341,124	(103,759)	76.68%	-22.48%	465,000
14720 Stadium & Athletic Fields	29,100	11,545	(17,555)	39.67%	7.20%	21,500
RECREATION PROGRAMS						
SPORT PROGRAMS						
14730 Glenwood Centre	3,020	717	(2,304)	23.73%	144.34%	1,500
14732 Echo Aquatic Centre	132,198	84,323	(47,875)	63.79%	-49.17%	190,000
14734 AV Multiplex	25,260	12,522	(12,738)	49.57%	-24.37%	27,033
LEISURE DIVISION PROGRAMS						
14738 Children's Programs	58,000	29,351	(28,649)	50.61%	23.60%	45,000
14740 Youth Programs & Services	4,422	1,667	(2,755)	37.69%	397.23%	4,510
14742 Adult Programs	67,626	30,988	(36,638)	45.82%	-9.42%	25,000
14750 Special Events	1,353	490	(863)	36.22%	-18.09%	1,380
COMMUNITY SERVICES						
14760 Community Services Misc Revenue	3,500	2,946	(554)	84.18%	-59.79%	3,550
14770 Contributions & Grants	163,380	115,393	(47,987)	70.63%	17.33%	167,688
RECREATION SERVICES	1,250,549	839,734	(410,815)	67.15%	-15.62%	1,239,736
CULTURAL SERVICES						
MUSEUM SERVICES						
14810 Museum-Sales & Service	32,100	15,828	(16,272)	49.31%	-44.35%	24,800
14820 Museum-Federal Grants	3,400	-	(3,400)	0.00%	-77.33%	3,400
14830 Museum-Provincial Grants	65,000	71,500	6,500	110.00%	-15.25%	455,000
CULTURAL SERVICES	100,500	87,328	(13,172)	86.89%	-32.72%	483,200
SALES OF SERVICES	3,636,504	3,382,605	(205,781)	93.02%	-0.19%	4,266,355
OTHER REVENUE OWN SOURCES						
15110 Business Licence Fees	130,000	162,858	32,858	125.28%	-18.44%	130,000
15160 Dog Licence Fees	10,000	10,545	545	105.45%	-65.16%	10,000
15170 Building & Plumbing Permit Fees	79,000	124,111	45,111	157.10%	5.47%	106,140
15181 Other Const/Demolition Permit Fees	140	190	50	135.71%	250.00%	140
15190 Vacant Bldg Registration Permit Fees	1,000	-	(1,000)	0.00%	0.00%	1,000
LICENCES & PERMITS	220,140	297,705	77,565		-16.31%	247,280
15210 FINES & PARKING TICKETS	17,000	13,506	(3,495)	79.44%	-63.42%	17,000
15320 RENTALS	144,300	148,123	3,823	102.65%	-0.56%	145,500
15510 Interest On Investments	240,000	-	(240,000)	0.00%	-39.50%	240,000
15590 Other Interest	28,000	41,830	13,830	149.39%	-60.54%	28,000
RETURN ON INVESTMENTS	268,000	41,830	(226,170)	15.61%	-42.69%	268,000
15611 Current Tax Penalties	118,000	141,157	23,157	119.62%	-19.91%	118,000
15621 Arrears & Delinquent Tax Interest	45,100	48,456	3,356	107.44%	-7.55%	45,100
15625 Residential Garbage Penalties	1,400	(6)	(1,406)	-0.45%	-85.64%	11,400
PENALTIES & INTEREST	164,500	189,607	25,107	115.26%	-20.09%	174,500
15930 Miscellaneous Revenue	94,500	26,241	(68,259)	27.77%	-19.62%	192,700
15940 Miscellaneous Revenue-IT Services	28,275	20,475	(7,800)	72.41%	0.00%	28,275
MISCELLANEOUS REVENUE	122,775	46,716	(76,059)	38.05%		220,975
OTHER REVENUE OWN SOURCES	936,715	737,486	(199,229)	78.73%	-26.47%	1,073,255
UNCONDITIONAL TRANSFERS OTHER GOV'T						



CITY OF PORT ALBERNI
GENERAL REVENUE FUND - Audit Committee - April 19, 2021

	Budget 2020	Actual 2020	Variance \$	Variance %		2021
PROVINCIAL GOVERNMENT						
16212 Small Community Protection Grant	288,700	275,363	(13,337)	95.38%	3.05%	288,700
16214 Revenue Sharing - Traffic Fines	302,800	321,744	18,944	106.26%	-3.17%	302,800
16215 Community Gaming Revenue	334,380	-		0.00%	-25.00%	445,840
UNCOND TFRS OTHER GOV'T	925,880	597,107	5,607	64.49%	-10.86%	1,037,340
CONDITIONAL TRANSFERS OTHER						
18120 Grants/Contributions UBCM/FCM	-	20,960	20,960			
18121 COVID Restart Grant		1,232,049	1,232,049			2,303,951
18121 Grants/Contributions Other	70,000	-	(70,000)	0.00%	-14.36%	70,000
CONDITIONAL TRANSFERS OTHER	70,000	1,253,009	1,183,009	1790.01%		2,373,951
OTHER TRANSFERS & COLLECTIONS						
19110 Cemetery Trust Fund	2,000	2,000	-	100.00%	0.00%	2,000
19114 Operating Funds From Prior Years	772,009	772,009	(0)	100.00%	52.25%	420,000
19115 Transfer from RCMP Surplus Reserve	286,061	117,741	(168,320)	41.16%	0	256,180
TRANSFERS FROM OWN RESERVES	1,060,070	891,750	(168,320)	84.12%	108.24%	678,180
COLLECTIONS FOR OTHER GOV'T						
19811 Non-Residential School Tax	1,800,000	731,210	(1,068,790)	40.62%	0.43%	1,874,170
19812 Residential School Tax	3,000,000	4,226,808	1,226,808	140.89%	-20.76%	3,166,722
	4,800,000	4,958,018	158,018	103.29%	-13.95%	5,040,892
REGIONAL GOVERNMENT						
11212 Parcel Tax	134,000	123,234	(10,766)	91.97%	-0.64%	-
19820 Alberni-Clayoquot Regional Hosp Dist	760,000	667,321	(92,679)	87.81%	9.80%	700,665
19821 Alberni-Clayoquot Regional District	1,170,000	1,372,606	202,606	117.32%	-11.99%	1,372,574
	2,064,000	2,163,161	99,161	104.80%	-4.29%	2,073,239
JOINT BOARDS AND COMMISSIONS						
19830 Municipal Finance Authority	500	676	176	135.18%	-57.83%	700
19831 BC Assessment	160,000	180,485	20,485	112.80%	-4.17%	181,000
	160,500	181,161	20,661	112.87%	-4.55%	181,700
OTHER TRANSFERS, COLLECTIONS	7,024,500	7,302,340	277,840	103.96%	-11.11%	7,295,831
GENERAL FUND REVENUE	38,349,779	38,879,596	529,817	101.38%	-0.59%	42,459,870



CITY OF PORT ALBERNI
GENERAL REVENUE FUND - Audit Committee - April 19, 2021

	Budget 2020	Actual 2020	Variance \$	Variance %	Budget 2021
		<i>(unaudited)</i>	<i>(unaudited)</i>	<i>(unaudited)</i>	
GENERAL GOVERNMENT SERVICE					
LEGISLATIVE					
21110 Mayor	46,456	47,616	(1,160)	102.50%	47,153
21130 Council	123,540	126,170	(2,630)	102.13%	125,393
21190 Receptions and Other Services	39,000	26,259	12,741	67.33%	39,000
LEGISLATIVE	208,996	200,045	8,951	95.72%	211,546
GENERAL ADMINISTRATION					
ADMINISTRATIVE					
21211 Chief Administrative Officer	210,479	228,305	(17,826)	108.47%	213,636
21212 Corporate Services	553,660	556,450	(2,790)	100.50%	562,541
21215 Legal Services	41,600	83,092	(41,492)	199.74%	20,000
21216 Bylaw Enforcement	357,075	382,911	(25,836)	107.24%	396,837
21217 Bylaw Enforcement Vehicles	14,452	13,989	463	96.80%	14,756
FINANCIAL MANAGEMENT					
21221 Financial Management Administration	802,000	825,121	(23,121)	102.88%	817,639
21225 External Audit	31,000	26,775	4,225	86.37%	27,300
21226 Purchasing Administration	124,000	138,651	(14,651)	111.82%	126,480
21229 Other Financial Management	22,250	38,001	(15,751)	170.79%	22,600
COMMON SERVICES					
21222 Administration Vehicle	9,643	9,056	587	93.92%	9,913
21252 City Hall	143,342	119,174	24,168	83.14%	160,073
21253 Other City Buildings	2,564	2,208	356	86.10%	1,449
21259 Other Common Services	443,031	530,366	(87,335)	119.71%	449,203
21260 Carbon Offsets	56,200	56,200	-	100.00%	56,200
INFORMATION SERVICES					
21261 Information Services	696,957	766,858	(69,901)	110.03%	733,309
OTHER ADMINISTRATIVE SERVICES					
21282 Appraisals	-	3,425	(3,425)	-	-
21283 Personnel (Human Resources)	284,632	313,874	(29,242)	110.27%	335,482
21285 Employee Wellness (EFAP)	15,336	14,034	1,302	91.51%	15,354
RECOVERIES					
21290 Administration Services Recovered	(498,000)	(498,000)	-	100.00%	(483,500)
GENERAL ADMINISTRATION	3,310,221	3,610,490	(300,269)	109.07%	3,479,272
21911 Election Expense	-	-	-	-	-
21920 Training and Development	94,953	60,978	33,975	64.22%	108,911
21925 Council Travel and Development	29,940	22,812	7,128	76.19%	52,030
21930 Insurance	483,041	466,990	16,051	96.68%	450,000
21931 Damage Claims	21,649	(411)	22,060	-1.90%	22,082
21950 Grants In Aid	11,000	9,400	1,600	85.45%	11,000
OTHER GENERAL GOV'T SERVICES	640,583	560,210	80,373	87.45%	644,023
GENERAL GOVERNMENT SERVICE	4,159,800	4,370,746	(210,946)	-1.83%	4,334,841
PROTECTIVE SERVICES					
22121 Police Services Contract	5,550,410	4,778,443	771,967	86.09%	5,831,524
22122 Police Services Administration	919,183	1,132,668	(213,485)	123.23%	937,056
22123 Police Services Consulting	24,970	29,991	(5,021)	120.11%	30,290
22130 Community Policing	286,061	117,741	168,320	41.16%	231,180
22140 Commissionaire Services	25,000	2,389	22,611	9.56%	25,000
22160 Police Building Maintenance	159,815	177,451	(17,636)	111.03%	162,168
22180 Detention & Custody of Prisoners	527,722	516,709	11,013	97.91%	538,277
POLICE PROTECTION	7,493,161	6,755,391	737,770	90.15%	7,755,495
22411 Fire Protection Administration	345,347	339,030	6,317	98.17%	377,039
22421 Fire Crew	2,732,025	2,808,411	(76,386)	102.80%	2,806,841
22422 Personnel Expense	56,740	51,293	5,447	90.40%	51,562
22431 Communication System	11,837	5,420	6,417	45.79%	11,956
22440 Fire Investigation	1,005	-	1,005	0.00%	1,015



CITY OF PORT ALBERNI
GENERAL REVENUE FUND - Audit Committee - April 19, 2021

	Budget 2020	Actual 2020	Variance \$	Variance %	Budget 2021
		<i>(unaudited)</i>	<i>(unaudited)</i>	<i>(unaudited)</i>	
22441 Fire Prevention	159,473	153,910	5,563	96.51%	163,205
22471 Fire Building Maintenance	61,367	127,162	(65,795)	207.22%	61,981
22473 External Regional Training	1,674	-	1,674	0.00%	-
22480 Vehicle Repair & Maintenance	233,912	258,404	(24,492)	110.47%	366,611
22481 Sundry Equipment Repair & Mtce	26,467	16,901	9,566	63.86%	26,204
22482 Fire Fighting Tools/Supplies Purchases	27,642	13,292	14,350	48.08%	39,368
FIRE PROTECTION	3,657,489	3,773,822	(116,333)	103.18%	3,905,782
22510 Emergency Program (Tsunami Warning)	500	529	(29)	105.88%	550
EMERGENCY MEASURES	500	529	(29)	105.88%	550
22921 Building & Plumbing Inspection	107,140	140,866	(33,726)	131.48%	109,830
22926 Building Inspector Vehicle	3,770	4,831	(1,061)	128.14%	3,808
22931 Animal Control Services Contract	151,289	148,063	3,226	97.87%	151,328
OTHER PROTECTION	262,199	293,761	(31,562)	112.04%	264,966
PROTECTIVE SERVICES	11,413,349	10,823,503	589,846	94.83%	11,926,793
TRANSPORTATION SERVICE					
COMMON SERVICES					
23110 Engineering Administration	590,948	700,665	(109,717)	118.57%	608,360
23121 Engineering Consulting Services	30,000	(5,068)	35,068	-16.89%	50,000
PUBLIC WORKS ADMINISTRATION					
23129 Clerical & Reception-Operation	113,647	131,098	(17,451)	115.36%	116,017
23130 Supervision Operations	322,732	374,011	(51,279)	115.89%	347,573
23134 Small Tools/Equipment/Supplies	44,478	36,432	8,046	81.91%	45,328
23136 Works Yard Maintenance	61,000	93,855	(32,855)	153.86%	70,748
23137 Main Building Maintenance	106,921	120,410	(13,489)	112.62%	98,707
23138 Shop Overhead	95,307	78,968	16,339	82.86%	96,498
GENERAL EQUIPMENT					
23160 General Equipment Maintenance	717,731	586,908	130,823	81.77%	731,230
23161 Vehicle Maintenance & Replacement	14,071	13,711	360	97.44%	14,242
23162 Supv Vehicle Mtce & Replacement	27,535	28,896	(1,361)	104.94%	30,514
COMMON SERVICES	2,124,370	2,159,886	(35,516)	101.67%	2,209,217
ROAD TRANSPORTATION					
ROADS AND STREETS					
23205 Customer Service Requests-Streets	32,700	20,524	12,176	62.77%	33,372
23210 Small Tools/Supplies-Streets	9,700	27,424	(17,724)	282.72%	9,886
23220 Streets Inspections	69,600	77,148	(7,548)	110.84%	71,035
23231 Roadway Surfaces Maintenance	630,248	361,648	268,600	57.38%	636,620
23233 Road Allowance Maintenance	273,293	283,639	(10,346)	103.79%	278,499
23234 New Driveway Crossings	21,882	51,112	(29,230)	233.58%	22,170
23236 Street Sweeping	152,940	196,608	(43,668)	128.55%	164,423
23237 Snow & Ice Removal	187,231	113,403	73,828	60.57%	192,977
BRIDGES AND RETAINING WALLS					
23241 Bridges & Retaining Walls	43,592	19,636	23,956	45.04%	43,655
STREET LIGHTING					
23250 Overhead & Decorative Lighting	306,412	330,223	(23,811)	107.77%	311,035
23261 Signs & Traffic Marking	223,151	266,572	(43,421)	119.46%	225,557
23264 Traffic & Railroad Signals	12,671	4,612	8,059	36.40%	12,748
PARKING					
23272 Off-Street Parking	11,759	14,330	(2,571)	121.87%	14,500
OTHER					
23291 Gravel	204,441	231,836	(27,395)	113.40%	206,227
ROADS & STREETS	2,179,620	1,998,716	180,904	91.70%	2,222,704
STORM DRAINAGE					
OPEN DRAINAGE					
23311 Ditch, Creek & Dyke Maintenance	99,000	112,344	(13,344)	113.48%	100,880



CITY OF PORT ALBERNI
GENERAL REVENUE FUND - Audit Committee - April 19, 2021

	Budget 2020	Actual 2020	Variance \$	Variance %	Budget 2021
		<i>(unaudited)</i>	<i>(unaudited)</i>	<i>(unaudited)</i>	
STORM SEWERS					
23331 Storm Sewer Maintenance	114,840	107,791	7,049	93.86%	116,722
23333 Storm Sewer Pump Station	8,814	15,327	(6,513)	173.89%	8,970
23335 Storm Sewer Connections	88,000	110,519	(22,519)	125.59%	89,360
STORM DRAINAGE	310,654	345,981	(35,327)	111.37%	315,932
OTHER COMMON SERVICES					
23881 Training Program	39,120	21,402	17,718	54.71%	39,944
23882 Safety	41,959	21,276	20,683	50.71%	42,376
23884 Special Streets Work Orders	8,012	2,963	5,049	36.98%	8,178
OTHER COMMON SERVICES	89,091	45,641	43,450	51.23%	90,498
OTHER					
23510 PUBLIC TRANSIT	1,090,133	869,210	220,923	79.73%	976,629
RECOVERIES					
23951 General Overhead Recovery	(858,000)	(701,783)	(156,217)	81.79%	(875,000)
23952 Main Building Expense Recovery	(24,400)	(24,000)	(400)	98.36%	(24,900)
23953 Shop Overhead Recovery	(103,600)	(93,147)	(10,453)	89.91%	(105,700)
23958 Equipment Charges Recovery	(565,000)	(422,716)	(142,284)	74.82%	(576,300)
23959 Gravel Cost Recovery	(108,000)	(131,448)	23,448	121.71%	(110,000)
RECOVERIES	(1,659,000)	(1,373,093)	(285,907)	82.77%	(1,691,900)
TRANSPORTATION SERVICE	4,134,868	4,046,341	88,527	97.86%	4,123,080
ENVIRONMENTAL HEALTH SERVICES					
SOLID WASTE COLLECTION					
24320 Residential Waste Collection	475,983	494,034	(18,051)	103.79%	907,500
24322 Solid Waste Containers Purchase & Mtce	7,706	5,948	1,758	77.19%	7,812
24323 Solid Waste Disposal Fees	390,370	438,313	(47,943)	112.28%	491,270
24324 City Facility Solid Waste Collection	47,431	14,885	32,546	31.38%	48,514
ENVIRONMENTAL HEALTH	921,490	953,180	(31,690)	103.44%	1,455,096
PUBLIC HEALTH					
25161 Cemetery Maintenance	15,690	14,547	1,143	92.71%	16,004
25162 Interments	39,345	28,908	10,437	73.47%	37,577
25163 Memorial Marker Installation	14,828	24,353	(9,525)	164.24%	15,125
CEMETERIES	69,863	67,808	2,055	97.06%	68,706
PUBLIC HEALTH	69,863	67,808	2,055	97.06%	68,706
ENVIRONMENTAL DEVELOPMENT					
26129 Planning Administration	369,290	272,800	96,490	73.87%	572,510
26132 Consulting Services	80,000	2,802	77,198	3.50%	75,000
RESEARCH AND PLANNING	449,290	275,602	173,688	72.81%	647,510
26234 Business Development	80,000	101,827	(21,827)	127.28%	80,000
26235 Economic Development	902,604	1,108,888	(206,284)	122.85%	526,635
26237 Community Serv-Community Inv Program	37,200	40,911	(3,711)	109.98%	33,200
26238 Community Serv-Community Engagement	500	-	500	0.00%	500
COMMUNITY DEVELOPMENT	1,020,304	1,251,626	(231,322)	122.67%	640,335
26701 Alberni Harbour Quay Overhead	19,864	16,669	3,195	83.92%	18,000
26770 Harbour Quay - Buildings Maintenance	101,324	107,848	(6,524)	106.44%	101,809
ALBERNI HARBOUR QUAY	121,188	124,517	(3,329)	102.75%	119,809
OTHER ENVIRONMENTAL DEVELOPMENT					
26800 Green Home Renovation Program	-	-	-	-	-
26810 Security Lighting Incentive Program	-	30,253	(30,253)	-	25,000
26911 Chamber of Commerce Visitor Centre	87,411	85,688	1,723	98.03%	88,285
OTHER	87,411	115,941	(28,530)	132.64%	113,285
ENVIRONMENTAL DEVELOPMENT	1,678,193	1,767,686	(89,493)	105.33%	1,520,939
PARKS, RECREATION & HERITAGE					



CITY OF PORT ALBERNI
GENERAL REVENUE FUND - Audit Committee - April 19, 2021

	Budget 2020	Actual 2020	Variance \$	Variance %	Budget 2021
		<i>(unaudited)</i>	<i>(unaudited)</i>	<i>(unaudited)</i>	
RECREATION FACILITIES					
ADMINISTRATION					
27110 Parks, Recreation & Heritage Mgmt Serv	565,046	416,483	148,563	73.71%	593,541
COMMUNITY CENTRES AND HALLS					
27120 Gyro Youth Centre Maintenance	172,339	61,837	110,502	35.88%	53,515
27124 Glenwood Concessions	4,127	1,936	2,191	46.91%	-
27126 Glenwood Skate Shop	3,399	554	2,845	16.30%	2,000
27128 Glenwood Centre Maintenance	77,044	58,787	18,257	76.30%	105,666
27129 Bob Dailey Stadium	9,523	9,637	(114)	101.20%	9,739
27130 Echo Activity Centre Maintenance	427,808	250,760	177,048	58.62%	390,014
27134 Echo Aquatic Maintenance	506,149	394,298	111,851	77.90%	445,326
27140 AV Multiplex Concessions	139,038	74,215	64,823	53.38%	44,938
27142 AV Multiplex Skate Shop	8,798	5,785	3,013	65.75%	8,958
27144 AV Multiplex Maintenance	786,960	819,009	(32,049)	104.07%	812,776
27146 Parks Building & Fieldhouses	96,913	121,858	(24,945)	125.74%	99,078
27148 Echo Park Complex	63,407	33,774	29,633	53.27%	64,746
RECREATION PROGRAMS					
SPORT PROGRAMS					
27156 Glenwood Centre Programs	1,748	633	1,115	36.24%	1,773
27160 Echo Aquatic Programs	510,306	463,974	46,332	90.92%	510,000
27163 AV Multiplex Programs	148,866	171,559	(22,693)	115.24%	175,000
LEISURE PROGRAMS					
27166 Leisure Service Programs	184,625	184,538	87	99.95%	185,000
27170 Youth Services and Programs	15,971	8,641	7,330	54.10%	10,000
27173 Children's Programs	80,049	49,947	30,102	62.40%	50,000
27180 Adult Programs	50,407	29,227	21,180	57.98%	30,000
SPECIAL EVENTS					
27190 Special Events	17,103	2,693	14,410	15.75%	17,125
27198 Vehicle Maintenance & Repair	10,779	9,036	1,743	83.83%	10,880
RECREATION FACILITIES & PROGRAMS	3,880,405	3,200,831	711,223	82.49%	3,620,075
PARKS AND PLAYGROUNDS					
27210 Parks & Facility Management Services	261,889	201,854	60,035	77.08%	263,250
27215 Parks Maintenance	720,202	654,247	65,955	90.84%	952,933
27220 Horticultural Services	301,688	440,863	(139,175)	146.13%	212,428
27225 Vehicles & Equipment Mtce & Repair	172,717	168,684	4,033	97.67%	175,918
27230 Parks Upgrading	88,333	43,441	44,892	49.18%	89,695
27499 Equipment Recovery	(88,326)	(87,490)	(836)	99.05%	(90,093)
PARKS & PLAYGROUNDS	1,456,503	1,421,600	34,903	97.60%	1,604,131
CULTURAL SERVICES					
27510 Museum Services	230,458	150,928	79,530	65.49%	237,100
27515 Museum Programs-Curatorial	18,183	40,748	(22,565)	224.10%	18,498
27516 Museum Programs-Permanent Exhibits	6,724	275	6,449	4.09%	6,833
27517 Museum Programs-Temporary Exhibits	37,397	8,325	29,072	22.26%	37,632
27530 Industrial Collections	30,935	37,005	(6,070)	119.62%	35,935
27550 Museum Maintenance	62,874	62,082	792	98.74%	66,009
27600 Vancouver Island Regional Library	792,460	792,460	-	100.00%	804,622
27710 McLean Mill City operations	40,000	1,171,609	(1,131,609)	2929.02%	70,000
27700 McLean Mill Operator Agreement	150,000	150,000	-	100.00%	150,000
CULTURAL SERVICES	1,369,031	2,585,845	(1,216,814)	188.88%	1,426,629
RECREATION & CULTURAL	6,705,939	7,208,276	(470,688)	107.49%	6,650,835
TOTAL OPERATIONS EXPENSES	29,083,502	29,237,540	(122,389)	100.53%	30,080,290
INTEREST & DEBT SERVICING					
28115 Interest on Prepaid Taxes	1,500	8,139	(6,639)	542.59%	9,000
28121 Interest Payments on Debentures	91,203	91,203	0	100.00%	91,203
28131 Principal Payments on Debentures	120,468	120,468	0	100.00%	120,468
28193 Banking Service Charges	6,500	7,302	(802)	112.33%	6,500



CITY OF PORT ALBERNI
GENERAL REVENUE FUND - Audit Committee - April 19, 2021

	Budget 2020	Actual 2020	Variance \$	Variance %	Budget 2021
		<i>(unaudited)</i>	<i>(unaudited)</i>	<i>(unaudited)</i>	
	219,671	227,111	(7,440)	103.39%	227,171
TOTAL OPERATIONS AND DEBT SERVICING	29,303,173	29,464,651	(129,829)	100.55%	30,307,461
TRANSFERS TO RESERVES					
28910 Debt Reserve Fund Transfer	15,000	15,000	-	0.00%	15,000
28222 Transfer to Equipment Replacement	64,000	64,000	-	0.00%	34,000
Parks and Rec Reserve (NMC contribution)					148,926
28230 Transfer to Capital Works Reserve	70,000	70,000	-	0.00%	289,652
	<u>149,000</u>	<u>149,000</u>	<u>-</u>	<u>0.00%</u>	<u>487,578</u>
TRANSFERS TO CAPITAL FUNDS					
28220 Transfers to General Capital Fund:					
Projects TBD Council Direction	-	-	-	-	-
Administration	-	-	-	-	-
Fire Department	69,857	69,857	-	100.00%	183,000
Transportation Services	-	-	-	-	-
Paving and Road Construction	80,000	80,000	-	100.00%	100,000
Traffic Upgrades	31,000	31,000	-	100.00%	47,000
Storm Drains	200,000	200,000	-	100.00%	112,500
Other Public Works Projects	-	-	-	-	75,000
Parks	25,000	25,000	-	100.00%	25,000
Cultural Services	30,000	30,000	-	100.00%	309,500
Parks, Recreation and Heritage	141,240	141,240	-	100.00%	581,000
TOTAL GENERAL CAPITAL TRANSFERS	577,097	577,097	-	100.00%	1,433,000
OTHER SERVICES					
OTHER BUDGET CONSIDERATIONS					
29911 Contingency Funds - including \$200,000 for COVID	500,000	346,537	153,463	69.31%	2,536,000
OTHER BUDGET CONSIDERATIONS	500,000	346,537	153,463	69.31%	2,536,000
TOTAL OPERATIONS, DEBT SERVICING, RESERVE AND CAPITAL TRANSFERS, CONTINGENCY	30,529,270	30,537,285	23,634	100.03%	34,764,039
TRANSFERS TO RESERVE ALLOWANCES					
28211 Transfers to Reserve Allowances	772,009	48,000	724,009	6.22%	400,000
TAXES COLLECTED FOR OTHERS					
REGIONAL DISTRICT					
28410 Alberni-Clayoquot Regional District	1,304,000	1,495,840	(191,840)	114.71%	1,372,574
			-		-
SCHOOL DISTRICTS					
28811 Non-Residential School Tax	1,800,000	1,874,170	(74,170)	104.12%	1,874,170
28812 Residential School Tax	3,000,000	3,166,722	(166,722)	105.56%	3,166,722
			-		-
REGIONAL GOVERNMENTS					
28820 Alberni-Clayoquot Regional Hosp District	760,000	667,300	92,700	87.80%	700,665
			-		-
JOINT BOARDS AND COMMISSIONS					
28830 Municipal Finance Authority	500	676	(176)	135.20%	700
28831 BC Assessment	160,000	182,328	(22,328)	113.96%	181,000
TAXES COLLECTED FOR OTHERS	7,024,500	7,387,036	(362,536)	105.16%	7,295,831
GENERAL FUND EXPENDITURE	38,325,779	37,972,321	353,458	99.08%	42,459,870



CITY OF PORT ALBERNI
SEWER REVENUE FUND - Audit Committee - April 19, 2021

	Budget 2020	Actual 2020 (unaudited)	Variance \$ (unaudited)	Variance % (unaudited)	2021
SALES OF SERVICE					
94421 Sewer Fees	2,997,544	2,939,442	(58,102)	98.06%	3,111,167
94431 Sewer Connections	39,267	-	(39,267)	0.00%	40,052
94432 Service Charges Sundry	3,898	369	(3,529)	9.47%	3,976
94433 User Charges	17,934	144,676	126,742	806.72%	18,293
			-		
OTHER SERVICES					
94441 Sewage Disposal Fees	12,726	73,458	60,732	577.23%	12,981
SALES OF SERVICE	3,071,369	3,157,946	86,577	102.82%	3,186,469
OTHER REVENUE FROM OWN SOURCE					
95590 Interest Income	-	43,953	43,953		12,000
95611 Sewer Penalty	-	(46)	(46)		20,000
91210 Sewer Local Improvement Charges	3,200		(3,200)	0.00%	3,200
OTHER REVENUE	3,200	43,907	40,707	1372.08%	35,200
OTHER TRANSFERS					
99110 Transfer from Capital Reserve-Gas Tax	46,000	46,000	-	100.00%	46,000
99111 Transfers from Reserves & Allowances	660,000	660,000	-	100.00%	292,000
99114 Operating Funds from Prior Year	-	-	-		-
99211 Contribution (To) From General Revenue	-	-	-		-
SEWER FUND REVENUE	3,780,569	3,907,852	127,283	103.37%	3,559,669
SEWER SYSTEM					
ADMINISTRATION					
104210 Sewer Administration & Other	373,811	419,996	(46,185)	112.36%	375,037
ENGINEERING SERVICES					
104221 Consulting Services	31,000	3,585	27,415	11.56%	31,000
SEWER SYSTEM ADMINISTRATION					
104233 Customer Service Requests	127,840	78,722	49,118	61.58%	130,450
104236 Small Tools/Equipment/Supplies	8,800	9,266	(466)	105.30%	8,899
SEWER COLLECTION SYSTEM					
104240 Sewage Collection System Main	124,600	90,333	34,267	72.50%	126,772
104241 Sewer Service Connections	213,020	227,479	(14,459)	106.79%	216,560
SEWER LIFT STATIONS					
104260 Sewage Lift Stations	167,605	273,668	(106,063)	163.28%	170,102
SEWER TREATMENT AND DISPOSAL					
104280 Sewage Treatment	314,000	293,943	20,057	93.61%	319,086
OTHER COMMON SERVICES					
104294 Special Work Orders	2,000	246	1,754	12.30%	2,000
SEWER SYSTEM	1,362,676	1,397,238	(34,562)	-2.54%	1,379,906
FISCAL SERVICES					
DEBT					
108120 Interest Payments On Debentures	344,613	233,804	110,809	32.15%	344,613
108130 Principal Payments On Debentures	317,423	317,423	-	0.00%	317,423
TOTAL DEBT	662,036	551,227	110,809	16.74%	662,036
TRANSFER TO FUNDS AND RESERVES					
108220 Transfer To Sewer Capital Fund	645,000	645,000	-	0.00%	892,000
108910 Debt Reserve Fund Transfer	2,000	2,000	-	0.00%	2,000
108211 Transfer to Reserves & Allowances	400,000	603,530	(203,530)	-50.88%	
108920 Transfer to Infrastructure Capital Reserve	708,857	708,857	-	0.00%	623,727
TRANSFERS	1,755,857	1,959,387	(203,530)	-11.59%	1,517,727
FISCAL SERVICES	2,417,893	2,510,614	92,721	3.83%	2,179,763
EXCESS OF REVENUE OVER EXPENSE	-	0	69,125		-
SEWER FUND EXPENSES	3,780,569	3,907,852	58,158	1.54%	3,559,669



CITY OF PORT ALBERNI
WATER REVENUE FUND - Audit Committee - April 19, 2021

	Budget 2020	Actual (unaudited)	Variance (\$) (unaudited)	Variance (%) (unaudited)	2021
SALES OF SERVICE					
54421 Metered Sales	3,763,660	3,451,668	(311,992)	91.71%	3,951,843
54431 Connections	42,599	162,000	119,401	380.29%	44,729
54432 Turn-On Charges	401	1,449	1,048	361.35%	421
54433 Service Charges Sundry	10,712	82,594	71,882	771.05%	11,248
SALES OF SERVICE	3,817,372	3,697,711	(119,661)	96.87%	4,008,241
OTHER REVENUE FROM OWN SOURCE					
55590 Other Interest	-	30,956	30,956		13,300
55611 Water Penalty	-	(54)	(54)		28,000
OTHER REVENUE	-	30,902	30,902		41,300
CONDITIONAL TRANSFERS OTHER GOV'T					
	-				-
PROVINCIAL GOVERNMENT					
	-				-
OTHER TRANSFERS					
59111 Reserve For Projects & Purchases	-				-
59112 Operating Surplus From Prior Years					-
OTHER TRANSFERS	-	-	-		-
WATER FUND REVENUE	3,817,372	3,728,613	(88,759)	97.67%	4,049,541
WATER SUPPLY SYSTEM					
ADMINISTRATION					
64110 Water Administration & Other	349,147	335,342	(13,805)	96.05%	354,997
ENGINEERING SERVICES					
64121 Engineering Consulting Services	30,000	4,819	(25,181)	16.06%	30,000
WATER SYSTEM ADMINISTRATION					
64133 Customer Service Requests	97,434	110,438	13,004	113.35%	99,443
64136 Small Tools/Equipment/Supplies	12,133	11,207	(926)	92.37%	12,261
SERVICE OF SUPPLY					
64141 Supply Inspection & Operation	116,844	105,721	(11,123)	90.48%	219,175
PUMPING					
64161 Pumping Inspection & Operation	292,263	268,820	(23,443)	91.98%	295,627
TRANSMISSION & DISTRIBUTION					
64181 Transmission/Distribution System	303,936	302,735	(1,201)	99.60%	273,433
64183 Connections	208,000	263,413	55,413	126.64%	211,500
64185 Meters	216,500	139,087	(77,413)	64.24%	219,230
64187 Hydrants	44,287	82,583	38,296	186.47%	45,003
OTHER COMMON SERVICES					
64194 Special Water Work Orders	-	-	-		-
WATER SUPPLY SYSTEM	1,670,544	1,624,165	(46,379)	97.22%	1,760,669
FISCAL SERVICES					
DEBT					
68120 Interest Payments On Debentures	44,000	44,000	-	100.00%	44,000
68130 Principal Payments On Debentures	38,743	38,743	(0)	100.00%	38,743
DEBT	82,743	82,743	(0)	100.00%	82,743
TRANSFERS TO FUNDS AND RESERVES					
68211 Transfer To Capital Reserves					-
68220 Transfers To Water Capital Fund	935,000	935,000	-	100.00%	750,000
68230 Transfer to Infrastructure Capital Reserve	1,125,785	1,173,299	47,514	104.22%	1,452,829
68910 Debt Reserve Fund Transfer	3,300	3,300	3,300	100.00%	3,300
TRANSFERS	2,064,085	2,111,599	50,814	102.30%	2,206,129
FISCAL SERVICES	2,146,828	2,194,342	50,814	102.21%	2,288,872
EXCESS OF REVENUE OVER EXPENSE	-	-	-		-
WATER FUND EXPENSE	3,817,372	3,818,507	4,435	100.03%	4,049,541

2020 WORK IN PROGRESS & Completed Projects
AS OF DECEMBER 31, 2020 - Unaudited

GL Acct	Project	General Capital	Balance Forward from 2019 (tied to WIP reversal entries)	2020 Additions	Budget	Under/(Over) Budget	Project Total	2020 Project Status WIP or COMPLETE
Admin								
485330	18407	Purchases/Equipment Replacement Asset Finda CMMS	146.74	202,619.00	550,000.00	347,234.26	202,765.74	WIP
485331	19000	Purchases/Equipment Replacement- Apps / Electronic Filing		-	53,230.00	53,230.00	-	
485332	19001	Mapping and GIS Software (Asset Mgmt Planning)		-	13,010.00	13,010.00	-	WIP
485333	19002	Purchases/Equipment Replacement (Evergreening)		-	65,600.00	65,600.00	-	COMPLETE
485334	20222	Encore Ugrade (not Capital ERRF'd)		29,325.19		(29,325.19)	29,325.19	COMPLETE
			146.74	231,944.19	681,840.00	449,749.07	232,090.93	
Community Policing								
485600	20097	Community Policing Building		296,169.82	625,000.00	328,830.18	296,169.82	WIP
				296,169.82	625,000.00	328,830.18	296,169.82	
Fire								
485350	18410	Replace 1998 Jordair Compressor		-	59,700.00		-	2023
485351	19003	19-Firehall- Structural Prep		-	88,000.00		-	2021
485353	19005	Replace pagers	15,607.98		20,000.00	4,392.02	15,607.98	COMPLETE
485354	19006	Replace Firehall Generator	39,661.41	15,199.97	60,000.00	5,138.62	54,861.38	COMPLETE
485352	19004	Replace portable radios		25,164.25	35,000.00	9,835.75	25,164.25	COMPLETE
485335	20002	SCBA gear		260,378.19	264,655.00	4,276.81	260,378.19	COMPLETE
			55,269.39	300,742.41	527,355.00	23,643.20	356,011.80	
Transportation								
485509	18405	Replace 2005 Ford Ranger 4X4 Pickup #171		278.89			278.89	EXPENSE
485517	19016	Replace 2002 Volvo Tandem Dump Truck #262		231,358.61	184,700.00	(46,658.61)	231,358.61	COMPLETE
485547	20174	Replace 2007 Ford Ranger Pick up #171			33,600.00	33,600.00	-	2021?
485545	20305	Replace 2007 John Deere Backhoe #302		131,432.57	151,800.00	20,367.43	131,432.57	COMPLETE
			-	363,070.07	370,100.00	7,308.82	363,070.07	
Paving								
485432	16408	Beaver Cr Rd Widening-Pineo to Compton	1,455.98		80,000.00	78,544.02	1,455.98	WIP
485409	17415	Harbour Rd Argyle to Dunbar	8,789.05	-	50,000.00	41,210.95	8,789.05	WIP
485447	18415	6th Ave-Melrose to Bruce		-	280,000.00	280,000.00	-	WIP 2021
485435	19018	16th Ave-Burde St		132,362.03	150,000.00	17,637.97	132,362.03	COMPLETE
485454	19021	Portview Landing/4000 Burde St		-	60,000.00	60,000.00	-	WIP 2023
485337	20004	4th Ave-Bruce to Melrose 240m		\$212,019.10	80,000.00	(132,019.10)	212,019.10	COMPLETE
485338	20005	Melrose St - 6th Ave to 8th Ave		162.48	110,000.00	109,837.52	162.48	WIP

AS OF DECEMBER 31, 2020 - Unaudited

GL Acct	Project	General Capital	Balance Forward from 2019 (tied to WIP reversal entries)	2020 Additions	Budget	Under/(Over) Budget	Project Total	2020 Project Status WIP or COMPLETE
485336	20003	6th Ave - Argyle to Angus st			50,000.00	50,000.00	-	WIP 2021
485549	20022	Burde Street Anderson to 17th Watermain replacement			100,000.00	100,000.00	-	WIP 2023
485520	20023	3rd Ave -Argyle St to Mar St Beautification		7,524.22	900,000.00	892,475.78	7,524.22	WIP
			10,245.03	352,067.83	1,860,000.00	1,497,687.14	362,312.86	
Traffic Upgrades								
485487	19024	Traffic Signal Head LED upgrades		27,500.00	20,000.00	(7,500.00)	27,500.00	COMPLETE
485339	20006	10th Ave/ Roger St. Traffic Signal Controller Replacement		23,002.43	31,000.00	7,997.57	23,002.43	WIP
			-	50,502.43	51,000.00	497.57	50,502.43	
Storm								
485361	18416	6th Ave-Argyle St to Melrose		(170.00)	400,000.00	400,170.00	(170.00)	EXPENSE
485361	18417	6th Ave-Melrose to Bruce (moved 2021 budget)		-	150,000.00	150,000.00	-	WIP 2021
485450	19025	Small Capital Storm Main Replacements		-	100,000.00	100,000.00	-	COMPLETE
485451	19026	16th Ave-Burde St S 325m	486.57	110,710.97	110,000.00	(1,197.54)	111,197.54	COMPLETE
485452	19027	Montrose-6th Ave to 9th Ave 250m (st, san)		89.92	75,000.00	74,910.08	89.92	EXPENSE
485453	19028	8th Ave-Dogwood to Cedarwood (st, san)		618.89		(618.89)	618.89	EXPENSE
485454	19029	Portview Landing/4000 Burde St (st, san, paving)		-	100,000.00	100,000.00	-	
485425	17426	Coal Creek Project Cost		317.78		(317.78)	317.78	EXPENSE
485522	20007	4th Ave-Bruce St to Melrose St 240m (ptp, storm)		63,250.66	125,000.00	61,749.34	63,250.66	COMPLETE
485523	20008	6th Ave- Argyle St Angus St 150 m (ptp wtr st san)		5,178.32	100,000.00	94,821.68	5,178.32	WIP
485524	20009	Relining program Multiple 6th Ave-Montrose to Melrose			300,000.00	300,000.00	-	2021
485525	20010	6th Ave-Argyle to Angus 145m (ptp, wtr, st)			60,000.00	60,000.00	-	2021
Main installs						-		
485526	20011	Melrose St. - 6th Ave to 8th Ave (ptp, st, sani)		27,366.28	370,000.00	342,633.72	27,366.28	WIP
485527	20012	Montrose St. Lane East of 6th Ave 100m new 250mm			60,000.00	60,000.00	-	WIP
			486.57	207,362.82	1,950,000.00	1,742,150.61	207,849.39	
PW Other								
485370	16414	City Hall Generator	44,627.24	50,780.37	80,000.00	(15,407.61)	95,407.61	COMPLETE
485499	17432	Argyle St Creative Crosswalks	103.23	-	6,000.00	5,896.77	103.23	EXPENSE
485480	19033	19-Grandview Walk Way		1,160.65		(1,160.65)	1,160.65	EXPENSE
485483	19036	Gertrude St Bridge Rehabilitation (Roger Creek)	14,452.50	169,062.65	200,000.00	16,484.85	183,515.15	COMPLETE
485486	19039	McLean Mill Water Quality	17,204.21	-	30,000.00	12,795.79	17,204.21	WIP
			76,387.18	221,003.67	316,000.00	18,609.15	297,390.85	
Cultural Services								
485534	20019	McLean Mill Capital Projects		9,417.00	60,000.00	50,583.00	9,417.00	WIP
PRH	(Parks)					-	-	

2020 WORK IN PROGRESS & Completed Projects
AS OF DECEMBER 31, 2020 - Unaudited

GL Acct	Project	General Capital	Balance Forward from 2019 (tied to WIP reversal entries)	2020 Additions	Budget	Under/(Over) Budget	Project Total	2020 Project Status WIP or COMPLETE
485540	20027	20 - Clock Tower AHQ - PRH - supplies		-		-	-	WIP
485310	15482	Clock Tower Repair/Removal Plan	69,907.29	1,667.88	351,932.00	280,356.83	71,575.17	WIP
485325	18424	Milstone Park Completion	7,315.50		25,000.00	17,684.50	7,315.50	WIP
485360	18433/19051	McLean Mill Dam Structural Upgrade	53,710.82	338.80	373,000.00	318,950.38	54,049.62	WIP
485530	20015	20- McLean Mill Dam - works - wages		-		-	-	WIP
485400	18429	Bob Dailey Stadium-Engineering Assessment Main Support Posts	700.23		10,000.00	9,299.77	700.23	EXPENSE
485363	19042	Paper Mill Dam Stairs		4.82	10,000.00	9,995.18	4.82	EXPENSE
485364	19043	Blair Park Spray Electrical	4,321.71	4,230.60	15,000.00	6,447.69	8,552.31	COMPLETE
485366	19044	16th Ave Park Spray Electrical	10,304.94	5,893.96	15,000.00	(1,198.90)	16,198.90	COMPLETE
485367	19045	Victoria Quay Shelter	5,076.00	29,400.29	30,000.00	(4,476.29)	34,476.29	COMPLETE
485381	19067	Johnston Rd Planter Box Installation	8,413.74	11,933.76	20,000.00	(347.50)	20,347.50	COMPLETE
485374	19059	Multiplex-Replace Weyerhaeuser Lighting-LED		-	110,000.00	110,000.00	-	2021
485535	20020	20- Aquatic Centre pool - PRH - supplies		22,505.59	100,000.00	77,494.41	22,505.59	WIP
485537	20021	Echo Park Furnance -2		6,300.00	6,600.00	300.00	6,300.00	COMPLETE
485538	20025	EchoPark Cameras		5,189.46	15,000.00	9,810.54	5,189.46	WIP
485539	20026	Multiplex sm equipment		7,584.81	19,640.00	12,055.19	7,584.81	WIP
485541		Uplands DCC Playground Purchase	39,542.92				39,542.92	WIP
485542	20029	Connect The Quays		29,467.41	3,802,000.00	3,772,532.59	29,467.41	WIP
485368	19052	Bob Dailey Support Posts Repair	28,660.28	25,011.13	100,000.00	46,328.59	53,671.41	WIP
485372	19055	Multiplex Condenser		205,950.00	240,000.00	34,050.00	205,950.00	COMPLETE
PRH CAPITAL TOTALS			227,953.43	364,895.51	5,303,172.00	4,749,865.98	592,848.94	
General Capital Totals			370,488.34	2,387,758.75	11,684,467.00	8,818,341.72	2,758,247.09	COMPLETE
<u>Sewer Capital</u>								
565431	14010	Sewage Treatment Plant Upgrade SPF	12,298,813.72	3,323,416.59	24,520,499.26	8,898,268.95	15,622,230.31	WIP
565403	17603	Coal Crk Sewer Ph. 2		258.01		(258.01)	258.01	EXPENSE
565405	17608	Somass Estuary Backup Power	75,000.00		-	(75,000.00)	75,000.00	WIP
565405	17610	Somass Estuary Dredge Decomm	6,207,422.31	6,087,078.43	12,294,500.74	-	12,294,500.74	WIP
565408	18600	Small Capital Main Replacements		19.40	100,000.00	99,980.60	19.40	EXPENSE
565420	18603	6th Ave-Melrose to Bruce 240m		-	50,000.00	50,000.00	-	2021
565410	19087	Argyle Forcemain Somass River Crossing		-	100,000.00	100,000.00	-	WIP
565411	19088	19- Montrose - 6th to 9th St.		418.50	75,000.00	74,581.50	418.50	WIP
565412	19089	16th Ave-Burde St S 325m (ptp, wtr, st, san)	3,147.79	158,510.56	225,000.00	63,341.65	161,658.35	COMPLETE
565413	19090	8th Ave-Dogwood to Cedarwood 225m		(418.50)	150,000.00	150,418.50	(418.50)	EXPENSE
565414	19091	China Ck Rd to Church St Alley 75m		29,539.79	40,000.00	10,460.21	29,539.79	WIP
565415	19092	Neill St to Durant St Lane 40m		18,354.38	25,000.00	6,645.62	18,354.38	WIP
565417	19093	Sewer Main Video Program	6,990.00		100,000.00	93,010.00	6,990.00	WIP
565418	19094	Portview Landing/4000 Burde St (st, san, paving)		307,965.24	125,000.00	(182,965.24)	307,965.24	WIP

2020 WORK IN PROGRESS & Completed Projects
AS OF DECEMBER 31, 2020 - Unaudited

GL Acct	Project	General Capital	Balance Forward from 2019 (tied to WIP reversal entries)	2020 Additions	Budget	Under/(Over) Budget	Project Total	2020 Project Status WIP or COMPLETE
565436	20086	Small Capital Main Replacements			100,000.00	100,000.00	-	2021?
565437	20087	Sewer Main Video Program			100,000.00	100,000.00	-	2021?
565438	20088	Johnston Rd Elizabeth to Gertrude 120m 300mm Reline			95,000.00	95,000.00	-	2021?
565439	20089	Harbour Rd/Bruce St Outfall Reline			100,000.00	100,000.00	-	2021?
565440	20090	Melrose St. 6th Ave to 8th Ave (ptp,st,Sani)		12,141.75	560,000.00	547,858.25	12,141.75	WIP
565441	20091	6th Ave Argyle St. To Angus St 150m (ptp,st,sani,wtr)		4,093.33	90,000.00	85,906.67	4,093.33	WIP
565442	20092	Montrose St Lane east of 6th Ave 100m 200mm PVC			60,000.00	60,000.00	-	2021?
565419	20082	3rd Ave Argyle St. Mar St. Beautification			400,000.00	400,000.00	-	2021?
565444	20094	4th Ave-Bruce St to Melrose St 240m (ptp, sani, storm)		82,399.28	125,000.00	42,600.72	82,399.28	WIP
565445	20095	SCADA upgrade		-	75,000.00	75,000.00	-	WIP
			18,591,373.82	10,023,776.76	39,510,000.00	10,894,849.42	28,615,150.58	
<u>Water Capital</u>								
Prior Year Projects								
525416	15503	21st Ave-Cowichan Res to Burde (new twin main)			300,000.00	300,000.00	-	WIP
525408	17506	Water Meter Replacement Program 6 yrs	78,199.04	121,219.18	400,000.00	200,581.78	199,418.22	COMPLETE
525403	17503	Argyle St-17th Ave to 21st Ave 450m (150mm PVC1 450mm HDPE)		16.60	800,000.00	799,983.40	16.60	EXPENSE
525430	18502	Rainbow Gardens Looping		359.37		(359.37)	359.37	EXPENSE
525431	18504	6th Ave-Melrose to Bruce 240m	72.00	115,432.55	100,000.00	(15,504.55)	115,504.55	WIP
Main Renewals & Upgrades						-	-	
525409	19072	16th Ave-Burde St South 325m (ptp, water)	95,011.23	25,872.57	165,000.00	44,116.20	120,883.80	COMPLETE
525410	19073	Morton St-9th Ave to 10th Ave	50.66		75,000.00	74,949.34	50.66	WIP
525413		19- 16th Argyle to Melrose st		4.82			4.82	EXPENSE
525414	19078	21st Ave-Cowichan Reservoir to Burde St Main Replacement 800m (Argyle to Burde) Phase 3	1,021,526.40	189,008.94	1,600,000.00	389,464.66	1,210,535.34	WIP
525418	17506	Water Meter Replacement Program 6 yrs		11,633.56			11,633.56	COMPLETE
525400	19068	Dead Ends & Distribution Upgrades	37,690.64	1,451.07	100,000.00	60,858.29	39,141.71	COMPLETE
525436	20096	New Twin Main Ph 4 (church St./16th Ave to Montrose St./15th Ave)		472,003.97	1,000,000.00	527,996.03	472,003.97	WIP
525422	20081	3rd Ave - Argyle St. to Mar st. Beautification			400,000.00	400,000.00	-	WIP
525420	20080	Burde Street Anderson to Estevan Watermain replacement 300mm		542,043.16	460,000.00	(82,043.16)	542,043.16	COMPLETE
525434	20084	Water Meter Replacement Program 6 yrs		11,241.77	400,000.00	388,758.23	11,241.77	COMPLETE
525435	20085	SCADA Software Upgrade			75,000.00	75,000.00	-	WIP
Installations						-	-	
525415	19079	Bainbridge Plan-Raw Water Flushout Valve		49,425.19	30,000.00	(19,425.19)	49,425.19	COMPLETE
Treatment, Pumping & Metering						-	-	
525417	19081	China Creek intake upgrades	14,497.00		50,000.00	35,503.00	14,497.00	WIP
525419	19085	New Burde St Pumpstation	25,828.29	14,024.15	500,000.00	460,147.56	39,852.44	WIP
			1,272,875.26	1,553,736.90	6,455,000.00	3,640,026.22	2,826,612.16	

May 13 - Dec 31 / 20

System: 2021-04-12 10:02:24 AM
 User Date: 2021-04-12

City of Port Alberni
 VENDOR CHEQUE REGISTER REPORT
 Payables Management

Page: 1
 User ID: SPENCER_M

Ranges:	From:	To:	From:	To:
Cheque Number	EFT0004386	EFT0005266	Cheque Date	First
Vendor ID	First	Last	Chequebook ID	First
Vendor Name	First	Last		Last

Sorted By: Cheque Number

* Voided Cheques

Cheque Number	Vendor ID	Vendor Cheque Name	Cheque Date	Chequebook ID	Audit Trail Code	Amount
EFT0004386	52570	ANDREW SHERET LIMITED	2020-05-13	BMO1	PMCHQ00001364	\$1,718.72
EFT0004387	42374	ENEX FUELS LTD.	2020-05-13	BMO1	PMCHQ00001364	\$518.65
EFT0004388	915759	FORMAN, SANDI	2020-05-13	BMO1	PMCHQ00001364	\$94.00
EFT0004389	31675	ISLAND KEY COMPUTER LTD	2020-05-13	BMO1	PMCHQ00001364	\$2,182.55
EFT0004390	203674	MYRA SYSTEMS CORP	2020-05-13	BMO1	PMCHQ00001364	\$13,851.07
EFT0004391	203043	PELECH, JEFF	2020-05-13	BMO1	PMCHQ00001364	\$214.73
EFT0004392	205691	TRITECH GROUP LTD	2020-05-13	BMO1	PMCHQ00001364	\$438,164.44
EFT0004393	8600	BERK'S INTERTRUCK LTD	2020-05-20	BMO1	PMCHQ00001367	\$3,566.39
EFT0004394	9065	BLACK PRESS GROUP	2020-05-20	BMO1	PMCHQ00001367	\$593.15
EFT0004395	42374	ENEX FUELS LTD.	2020-05-20	BMO1	PMCHQ00001367	\$13,776.39
EFT0004396	203043	PELECH, JEFF	2020-05-20	BMO1	PMCHQ00001367	\$149.44
EFT0004397	49140	REGIONAL DISTRICT OF ALBERNI C	2020-05-20	BMO1	PMCHQ00001367	\$299,847.68
EFT0004398	24937	A J FORSYTH, A DIVISION OF RUS	2020-05-22	BMO1	PMCHQ00001369	\$306.88
EFT0004399	203796	ACCENT REFRIGERATION SYSTEMS	2020-05-22	BMO1	PMCHQ00001369	\$2,311.00
EFT0004400	640	ACME SUPPLIES LTD	2020-05-22	BMO1	PMCHQ00001369	\$1,138.59
EFT0004401	1000	AGO INDUSTRIES INC	2020-05-22	BMO1	PMCHQ00001369	\$618.01
EFT0004402	27020	AIR LIQUIDE CANADA INC	2020-05-22	BMO1	PMCHQ00001369	\$140.38
EFT0004403	1960	ALBERNI DISTRICT CO-OP ASSOC	2020-05-22	BMO1	PMCHQ00001369	\$184.72
EFT0004404	45585	ALBERNI ECO DRY CLEANERS	2020-05-22	BMO1	PMCHQ00001369	\$933.45
EFT0004405	3150	ALBERNI VALLEY CHAMBER OF COMM	2020-05-22	BMO1	PMCHQ00001369	\$21.00
EFT0004406	9900	B C AIR FILTER LTD	2020-05-22	BMO1	PMCHQ00001369	\$1,222.37
EFT0004407	7000	BAILEY ELECTRIC CO LTD	2020-05-22	BMO1	PMCHQ00001369	\$4,948.74
EFT0004408	7860	BEAVER CREEK HOME CENTRE	2020-05-22	BMO1	PMCHQ00001369	\$139.67
EFT0004409	8600	BERK'S INTERTRUCK LTD	2020-05-22	BMO1	PMCHQ00001369	\$332.68
EFT0004410	14380	CANADIAN LINEN AND UNIFORM SER	2020-05-22	BMO1	PMCHQ00001369	\$130.21
EFT0004411	204107	CANADIAN MARITIME ENGINEERING	2020-05-22	BMO1	PMCHQ00001369	\$1,195.26
EFT0004412	201803	CO-OPERATORS, THE	2020-05-22	BMO1	PMCHQ00001369	\$15,798.08
EFT0004413	22200	DOLANS CONCRETE LTD	2020-05-22	BMO1	PMCHQ00001369	\$5,714.09
EFT0004414	24890	FLOORING DEPOT	2020-05-22	BMO1	PMCHQ00001369	\$2,233.78
EFT0004415	26710	GUILLEVIN INT. INC. IND/SAFETY	2020-05-22	BMO1	PMCHQ00001369	\$166.33
EFT0004416	27009	HACH SALES & SERVICE CANADA	2020-05-22	BMO1	PMCHQ00001369	\$585.54
EFT0004417	202319	INDUSTRIAL ALLIANCE INSURANCE	2020-05-22	BMO1	PMCHQ00001369	\$479.48
EFT0004418	31290	ISLAND BLUE PRINT CO LTD	2020-05-22	BMO1	PMCHQ00001369	\$844.66
EFT0004419	8680	J W BERRY TRUCKING LTD.	2020-05-22	BMO1	PMCHQ00001369	\$462.01
EFT0004420	34000	KGC FIRE RESCUE INC.	2020-05-22	BMO1	PMCHQ00001369	\$474.84
EFT0004421	34215	KOERS & ASSOCIATES ENGINEERING	2020-05-22	BMO1	PMCHQ00001369	\$5,040.01
EFT0004422	34420	L B WOODCHOPPERS LTD	2020-05-22	BMO1	PMCHQ00001369	\$3,359.13
EFT0004423	35105	LEWKOWICH ENGINEERING ASSOCIAT	2020-05-22	BMO1	PMCHQ00001369	\$607.53
EFT0004424	202355	LORDCO PARTS LTD	2020-05-22	BMO1	PMCHQ00001369	\$175.77
EFT0004425	36260	MCLEAN & HIGGINS LTD	2020-05-22	BMO1	PMCHQ00001369	\$63.64
EFT0004426	200307	MICROSERVE	2020-05-22	BMO1	PMCHQ00001369	\$4,371.36
EFT0004427	32500	PLANETCLEAN (NANAIMO) LTD	2020-05-22	BMO1	PMCHQ00001369	\$666.52
EFT0004428	45995	PORT ALBERNI ONLINE	2020-05-22	BMO1	PMCHQ00001369	\$787.50
EFT0004429	46595	PRAXAIR DISTRIBUTION	2020-05-22	BMO1	PMCHQ00001369	\$56.18
EFT0004430	201071	QUADIENT	2020-05-22	BMO1	PMCHQ00001369	\$4,011.98
EFT0004431	47950	RAYNER BRACHT CONSTRUCTION	2020-05-22	BMO1	PMCHQ00001369	\$1,820.97
EFT0004432	50199	ROCKY MOUNTAIN PHOENIX	2020-05-22	BMO1	PMCHQ00001369	\$2,794.47
EFT0004433	206015	SET SAFETY	2020-05-22	BMO1	PMCHQ00001369	\$367.50
EFT0004434	202207	SHERINE INDUSTRIES LTD	2020-05-22	BMO1	PMCHQ00001369	\$594.72
EFT0004435	9868	TECHNICAL SAFETY BC	2020-05-22	BMO1	PMCHQ00001369	\$583.00
EFT0004436	203495	THINQ TECHNOLOGIES LTD	2020-05-22	BMO1	PMCHQ00001369	\$3,612.00
EFT0004437	203234	VAN ISLE FORD	2020-05-22	BMO1	PMCHQ00001369	\$477.28
EFT0004438	58660	VANCOUVER ISLAND REGIONAL LIBR	2020-05-22	BMO1	PMCHQ00001369	\$198,115.00
EFT0004439	60030	WATSON, KENNETH	2020-05-22	BMO1	PMCHQ00001369	\$424.75
EFT0004440	204597	WESTERN EQUIPMENT LTD	2020-05-22	BMO1	PMCHQ00001369	\$127.54
EFT0004441	62740	WINDSOR PLYWOOD	2020-05-22	BMO1	PMCHQ00001369	\$629.93

City of Port Alberni
 VENDOR CHEQUE REGISTER REPORT
 Payables Management

* Voided Cheques

Cheque Number	Vendor ID	Vendor Cheque Name	Cheque Date	Chequebook ID	Audit Trail Code	Amount
EFT0004442	52570	ANDREW SHERET LIMITED	2020-05-27	BMO1	PMCHQ00001371	\$78.66
EFT0004443	27850	HAYLOCK BROS PAVING LTD	2020-05-27	BMO1	PMCHQ00001371	\$5,012.01
EFT0004444	32270	JACK'S TIRE SALES & SERVICES L	2020-05-27	BMO1	PMCHQ00001371	\$9,902.60
EFT0004445	203796	ACCENT REFRIGERATION SYSTEMS	2020-06-05	BMO1	PMCHQ00001374	\$64,874.25
EFT0004446	27020	AIR LIQUIDE CANADA INC	2020-06-05	BMO1	PMCHQ00001374	\$87.77
EFT0004447	45585	ALBERNI ECO DRY CLEANERS	2020-06-05	BMO1	PMCHQ00001374	\$742.35
EFT0004448	2540	ALBERNI INDUSTRIAL MARINE SUPP	2020-06-05	BMO1	PMCHQ00001374	\$382.96
EFT0004449	52570	ANDREW SHERET LIMITED	2020-06-05	BMO1	PMCHQ00001374	\$2,126.50
EFT0004450	5740	ASSOCIATED ENGINEERING (BC) LT	2020-06-05	BMO1	PMCHQ00001374	\$3,992.15
EFT0004451	7860	BEAVER CREEK HOME CENTRE	2020-06-05	BMO1	PMCHQ00001374	\$1,467.39
EFT0004452	8600	BERK'S INTERTRUCK LTD	2020-06-05	BMO1	PMCHQ00001374	\$309.25
EFT0004453	10997	BRANDT TRACTOR LTD.	2020-06-05	BMO1	PMCHQ00001374	\$952.76
EFT0004454	14380	CANADIAN LINEN AND UNIFORM SER	2020-06-05	BMO1	PMCHQ00001374	\$130.21
EFT0004455	15580	CANADIAN UNION OF PUBLIC EMPLO	2020-06-05	BMO1	PMCHQ00001374	\$11,047.29
EFT0004456	203565	CAP-IT PORT ALBERNI	2020-06-05	BMO1	PMCHQ00001374	\$52.63
EFT0004457	18740	COKELY WIRE ROPE LTD	2020-06-05	BMO1	PMCHQ00001374	\$20.18
EFT0004458	44880	DB PERKS & ASSOCIATES LTD.	2020-06-05	BMO1	PMCHQ00001374	\$2,432.63
EFT0004459	22200	DOLANS CONCRETE LTD	2020-06-05	BMO1	PMCHQ00001374	\$1,459.85
EFT0004460	23450	EVITT ELECTRIC CO LTD	2020-06-05	BMO1	PMCHQ00001374	\$225.59
EFT0004461	204276	GARDAWORLD	2020-06-05	BMO1	PMCHQ00001374	\$1,397.40
EFT0004462	26070	GRAPHICS FACTORY	2020-06-05	BMO1	PMCHQ00001374	\$358.40
EFT0004463	205009	GREGG DISTRIBUTORS (BC) LTD	2020-06-05	BMO1	PMCHQ00001374	\$350.03
EFT0004464	28877	HOULE PRINTING	2020-06-05	BMO1	PMCHQ00001374	\$246.40
EFT0004465	204033	INTER-MOUNTAIN TESTING	2020-06-05	BMO1	PMCHQ00001374	\$2,814.00
EFT0004466	203782	I-open Technologies	2020-06-05	BMO1	PMCHQ00001374	\$12,600.00
EFT0004467	33777	KENDRICK EQUIPMENT 2003 LTD.	2020-06-05	BMO1	PMCHQ00001374	\$7,952.00
EFT0004468	34420	L B WOODCHOPPERS LTD	2020-06-05	BMO1	PMCHQ00001374	\$447.10
EFT0004469	202355	LORDCO PARTS LTD	2020-06-05	BMO1	PMCHQ00001374	\$152.28
EFT0004470	35900	MCGILL & ASSOCIATES	2020-06-05	BMO1	PMCHQ00001374	\$459.38
EFT0004471	36260	MCLEAN & HIGGINS LTD	2020-06-05	BMO1	PMCHQ00001374	\$23.33
EFT0004472	204000	PACIFIC CHEVROLET BUICK GMC	2020-06-05	BMO1	PMCHQ00001374	\$104.20
EFT0004473	203043	PELECH, JEFF	2020-06-05	BMO1	PMCHQ00001374	\$55.97
EFT0004474	32500	PLANETCLEAN (NANAIMO) LTD	2020-06-05	BMO1	PMCHQ00001374	\$118.68
EFT0004475	45725	PORT ALBERNI CIVIC MANAGERS AS	2020-06-05	BMO1	PMCHQ00001374	\$465.00
EFT0004476	47333	QUALITY FOODS	2020-06-05	BMO1	PMCHQ00001374	\$1,454.88
EFT0004477	47950	RAYNER BRACHT CONSTRUCTION	2020-06-05	BMO1	PMCHQ00001374	\$4,307.77
EFT0004478	50260	ROLLINS MACHINERY LTD	2020-06-05	BMO1	PMCHQ00001374	\$408.14
EFT0004479	52375	SHARE CANADA	2020-06-05	BMO1	PMCHQ00001374	\$3,499.60
EFT0004480	203495	THINQ TECHNOLOGIES LTD	2020-06-05	BMO1	PMCHQ00001374	\$4,188.80
EFT0004481	915751	THYSSENKRUPP ELEVATOR	2020-06-05	BMO1	PMCHQ00001374	\$279.20
EFT0004482	203234	VAN ISLE FORD	2020-06-05	BMO1	PMCHQ00001374	\$51.46
EFT0004483	203759	VICTORIA BOX & PAPER	2020-06-05	BMO1	PMCHQ00001374	\$390.90
EFT0004484	204597	WESTERN EQUIPMENT LTD	2020-06-05	BMO1	PMCHQ00001374	\$268.53
EFT0004485	59700	WL SOLUTIONS LTD	2020-06-05	BMO1	PMCHQ00001374	\$1,039.50
EFT0004486	5740	ASSOCIATED ENGINEERING (BC) LT	2020-06-10	BMO1	PMCHQ00001376	\$8,846.25
EFT0004487	205728	XYLEM WATER SOLUTIONS	2020-06-10	BMO1	PMCHQ00001376	\$628.67
EFT0004488	205999	KELSEY PIPELINES LTD	2020-06-17	BMO1	PMCHQ00001378	\$343,015.71
EFT0004489	47950	RAYNER BRACHT CONSTRUCTION	2020-06-17	BMO1	PMCHQ00001378	\$95,294.47
EFT0004490	205691	TRITECH GROUP LTD	2020-06-17	BMO1	PMCHQ00001378	\$414,389.16
EFT0004491	205825	ABELL PEST CONTROL INC	2020-06-19	BMO1	PMCHQ00001380	\$259.38
EFT0004492	203796	ACCENT REFRIGERATION SYSTEMS	2020-06-19	BMO1	PMCHQ00001380	\$64,874.25
EFT0004493	203082	ADVANCED AUTOMATIC DOORS	2020-06-19	BMO1	PMCHQ00001380	\$2,514.83
EFT0004494	27020	AIR LIQUIDE CANADA INC	2020-06-19	BMO1	PMCHQ00001380	\$231.50
EFT0004495	200877	ALBERNI GLASS & MIRROR 2003 LT	2020-06-19	BMO1	PMCHQ00001380	\$441.62
EFT0004496	3120	ALBERNI TOWING	2020-06-19	BMO1	PMCHQ00001380	\$193.20
EFT0004497	3665	ALBERNI VALLEY REFRIGERATION	2020-06-19	BMO1	PMCHQ00001380	\$6,531.70
EFT0004498	52570	ANDREW SHERET LIMITED	2020-06-19	BMO1	PMCHQ00001380	\$2,993.00
EFT0004499	9900	B C AIR FILTER LTD	2020-06-19	BMO1	PMCHQ00001380	\$349.18
EFT0004500	7000	BAILEY ELECTRIC CO LTD	2020-06-19	BMO1	PMCHQ00001380	\$13,004.87
EFT0004501	7860	BEAVER CREEK HOME CENTRE	2020-06-19	BMO1	PMCHQ00001380	\$344.80
EFT0004502	8600	BERK'S INTERTRUCK LTD	2020-06-19	BMO1	PMCHQ00001380	\$231.91
EFT0004503	9065	BLACK PRESS GROUP	2020-06-19	BMO1	PMCHQ00001380	\$3,000.36
EFT0004504	14380	CANADIAN LINEN AND UNIFORM SER	2020-06-19	BMO1	PMCHQ00001380	\$264.27

City of Port Alberni
 VENDOR CHEQUE REGISTER REPORT
 Payables Management

* Voided Cheques

Cheque Number	Vendor ID	Vendor Cheque Name	Cheque Date	Chequebook ID	Audit Trail Code	Amount
EFT0004505	204107	CANADIAN MARITIME ENGINEERING	2020-06-19	BMO1	PMCHQ00001380	\$51.74
EFT0004506	23250	COASTAL PEST MANAGEMENT	2020-06-19	BMO1	PMCHQ00001380	\$404.25
EFT0004507	204614	COMMUNICATION CONNECTION	2020-06-19	BMO1	PMCHQ00001380	\$7,216.78
EFT0004508	201803	CO-OPERATORS, THE	2020-06-19	BMO1	PMCHQ00001380	\$15,522.86
EFT0004509	28173	DANN HIGGINS GAS SERVICES	2020-06-19	BMO1	PMCHQ00001380	\$313.43
EFT0004510	44880	DB PERKS & ASSOCIATES LTD.	2020-06-19	BMO1	PMCHQ00001380	\$553.10
EFT0004511	22200	DOLANS CONCRETE LTD	2020-06-19	BMO1	PMCHQ00001380	\$3,990.61
EFT0004512	201054	E-CARD ID PRODUCTS	2020-06-19	BMO1	PMCHQ00001380	\$588.56
EFT0004513	42374	ENEX FUELS LTD.	2020-06-19	BMO1	PMCHQ00001380	\$18,849.55
EFT0004514	23660	FALCON EQUIPMENT	2020-06-19	BMO1	PMCHQ00001380	\$2,896.58
EFT0004515	24890	FLOORING DEPOT	2020-06-19	BMO1	PMCHQ00001380	\$2,598.15
EFT0004516	204276	GARDAWORLD	2020-06-19	BMO1	PMCHQ00001380	\$1,397.40
EFT0004517	25368	GENESIS FIRE PROTECTION	2020-06-19	BMO1	PMCHQ00001380	\$3,351.39
EFT0004518	27009	HACH SALES & SERVICE CANADA	2020-06-19	BMO1	PMCHQ00001380	\$292.77
EFT0004519	27850	HAYLOCK BROS PAVING LTD	2020-06-19	BMO1	PMCHQ00001380	\$5,418.79
EFT0004520	202319	INDUSTRIAL ALLIANCE INSURANCE	2020-06-19	BMO1	PMCHQ00001380	\$467.31
EFT0004521	30194	INLAND KENWORTH/PARKER PACIFIC	2020-06-19	BMO1	PMCHQ00001380	\$167.53
EFT0004522	32270	JACK'S TIRE SALES & SERVICES L	2020-06-19	BMO1	PMCHQ00001380	\$770.56
EFT0004523	33777	KENDRICK EQUIPMENT 2003 LTD.	2020-06-19	BMO1	PMCHQ00001380	\$1,439.20
EFT0004524	34420	L B WOODCHOPPERS LTD	2020-06-19	BMO1	PMCHQ00001380	\$66.98
EFT0004525	36260	MCLEAN & HIGGINS LTD	2020-06-19	BMO1	PMCHQ00001380	\$883.99
EFT0004526	32500	PLANETCLEAN (NANAIMO) LTD	2020-06-19	BMO1	PMCHQ00001380	\$282.53
EFT0004527	45593	PLEY, TIM	2020-06-19	BMO1	PMCHQ00001380	\$502.50
EFT0004528	201071	QUADIENT	2020-06-19	BMO1	PMCHQ00001380	\$238.51
EFT0004529	47333	QUALITY FOODS	2020-06-19	BMO1	PMCHQ00001380	\$685.89
EFT0004530	47950	RAYNER BRACHT CONSTRUCTION	2020-06-19	BMO1	PMCHQ00001380	\$6,248.00
EFT0004531	49140	REGIONAL DISTRICT OF ALBERNI C	2020-06-19	BMO1	PMCHQ00001380	\$35,523.10
EFT0004532	49150	REGIONAL DISTRICT OF ALBERNI C	2020-06-19	BMO1	PMCHQ00001380	\$1,440.00
EFT0004533	50260	ROLLINS MACHINERY LTD	2020-06-19	BMO1	PMCHQ00001380	\$3,936.80
EFT0004534	203661	SCHAFFERS' EQUIPMENT	2020-06-19	BMO1	PMCHQ00001380	\$219.55
EFT0004535	200217	VOYSEY, SHANE	2020-06-19	BMO1	PMCHQ00001380	\$1,141.53
EFT0004536	62740	WINDSOR PLYWOOD	2020-06-19	BMO1	PMCHQ00001380	\$1,500.60
EFT0004537	34215	KOERS & ASSOCIATES ENGINEERING	2020-06-24	BMO1	PMCHQ00001382	\$16,722.93
EFT0004538	48370	RECEIVER GENERAL FOR CANADA -	2020-06-24	BMO1	PMCHQ00001382	\$1,478,985.00
EFT0004539	205691	TRITECH GROUP LTD	2020-06-24	BMO1	PMCHQ00001382	\$326,536.20
EFT0004540	60030	WATSON, KENNETH	2020-06-24	BMO1	PMCHQ00001382	\$241.25
EFT0004541	52570	ANDREW SHERET LIMITED	2020-06-30	BMO1	PMCHQ00001384	\$45,927.74
EFT0004542	5740	ASSOCIATED ENGINEERING (BC) LT	2020-06-30	BMO1	PMCHQ00001384	\$21,330.62
EFT0004543	203047	CASCADE WEAR LTD	2020-06-30	BMO1	PMCHQ00001384	\$761.60
EFT0004544	23181	EMCO LIMITED	2020-06-30	BMO1	PMCHQ00001384	\$274.29
EFT0004545	33500	JUSTICE INSTITUTE OF BC	2020-06-30	BMO1	PMCHQ00001384	\$1,242.60
EFT0004546	203674	MYRA SYSTEMS CORP	2020-06-30	BMO1	PMCHQ00001384	\$850.50
EFT0004547	15580	CANADIAN UNION OF PUBLIC EMPLO	2020-07-08	BMO1	PMCHQ00001387	\$11,214.21
EFT0004548	201803	CO-OPERATORS, THE	2020-07-08	BMO1	PMCHQ00001387	\$15,556.09
EFT0004549	204191	FOOTPRINTS SECURITY PATROL INC	2020-07-08	BMO1	PMCHQ00001387	\$7,471.80
EFT0004550	202319	INDUSTRIAL ALLIANCE INSURANCE	2020-07-08	BMO1	PMCHQ00001387	\$473.76
EFT0004551	45725	PORT ALBERNI CIVIC MANAGERS AS	2020-07-08	BMO1	PMCHQ00001387	\$450.00
EFT0004552	45800	PORT ALBERNI FIRE FIGHTERS ASS	2020-07-08	BMO1	PMCHQ00001387	\$5,358.00
EFT0004553	59700	WL SOLUTIONS LTD	2020-07-08	BMO1	PMCHQ00001387	\$693.00
EFT0004554	205825	ABELL PEST CONTROL INC	2020-07-09	BMO1	PMCHQ00001390	\$259.38
EFT0004555	203796	ACCENT REFRIGERATION SYSTEMS	2020-07-09	BMO1	PMCHQ00001390	\$21,624.75
EFT0004556	555	ACHINBACK FOUNDRY	2020-07-09	BMO1	PMCHQ00001390	\$271.99
EFT0004557	680	ACRYLCO MFG LTD	2020-07-09	BMO1	PMCHQ00001390	\$1,433.60
EFT0004558	45585	ALBERNI ECO DRY CLEANERS	2020-07-09	BMO1	PMCHQ00001390	\$739.72
EFT0004559	200877	ALBERNI GLASS & MIRROR 2003 LT	2020-07-09	BMO1	PMCHQ00001390	\$392.15
EFT0004560	2540	ALBERNI INDUSTRIAL MARINE SUPP	2020-07-09	BMO1	PMCHQ00001390	\$0.30
EFT0004561	3120	ALBERNI TOWING	2020-07-09	BMO1	PMCHQ00001390	\$193.20
EFT0004562	3665	ALBERNI VALLEY REFRIGERATION	2020-07-09	BMO1	PMCHQ00001390	\$3,145.45
EFT0004563	5740	ASSOCIATED ENGINEERING (BC) LT	2020-07-09	BMO1	PMCHQ00001390	\$243,365.10
EFT0004564	9900	B C AIR FILTER LTD	2020-07-09	BMO1	PMCHQ00001390	\$1,720.44
EFT0004565	7000	BAILEY ELECTRIC CO LTD	2020-07-09	BMO1	PMCHQ00001390	\$41,385.60
EFT0004566	7860	BEAVER CREEK HOME CENTRE	2020-07-09	BMO1	PMCHQ00001390	\$512.11
EFT0004567	8600	BERK'S INTERTRUCK LTD	2020-07-09	BMO1	PMCHQ00001390	\$407.70

City of Port Alberni
 VENDOR CHEQUE REGISTER REPORT
 Payables Management

* Voided Cheques

Cheque Number	Vendor ID	Vendor Cheque Name	Cheque Date	Chequebook ID	Audit Trail Code	Amount
EFT0004568	10997	BRANDT TRACTOR LTD.	2020-07-09	BMO1	PMCHQ00001390	\$272.49
EFT0004569	14380	CANADIAN LINEN AND UNIFORM SER	2020-07-09	BMO1	PMCHQ00001390	\$160.58
EFT0004570	23250	COASTAL PEST MANAGEMENT	2020-07-09	BMO1	PMCHQ00001390	\$94.50
EFT0004571	19300	COMOX PACIFIC EXPRESS LTD	2020-07-09	BMO1	PMCHQ00001390	\$331.96
EFT0004572	44880	DB PERKS & ASSOCIATES LTD.	2020-07-09	BMO1	PMCHQ00001390	\$1,644.85
EFT0004573	22200	DOLANS CONCRETE LTD	2020-07-09	BMO1	PMCHQ00001390	\$8,031.71
EFT0004574	203978	ENCORE BUSINESS SOLUTIONS INC	2020-07-09	BMO1	PMCHQ00001390	\$1,323.00
EFT0004575	26070	GRAPHICS FACTORY	2020-07-09	BMO1	PMCHQ00001390	\$848.96
EFT0004576	205009	GREGG DISTRIBUTORS (BC) LTD	2020-07-09	BMO1	PMCHQ00001390	\$384.06
EFT0004577	27009	HACH SALES & SERVICE CANADA	2020-07-09	BMO1	PMCHQ00001390	\$292.77
EFT0004578	12530	ISLAND RADIO LTD.	2020-07-09	BMO1	PMCHQ00001390	\$3,483.90
EFT0004579	33500	JUSTICE INSTITUTE OF BC	2020-07-09	BMO1	PMCHQ00001390	\$530.67
EFT0004580	34420	L B WOODCHOPPERS LTD	2020-07-09	BMO1	PMCHQ00001390	\$2,132.39
EFT0004581	35260	LOMBARD PRE-CAST LIMITED PARTN	2020-07-09	BMO1	PMCHQ00001390	\$1,097.74
EFT0004582	202355	LORDCO PARTS LTD	2020-07-09	BMO1	PMCHQ00001390	\$144.68
EFT0004583	32500	PLANETCLEAN (NANAIMO) LTD	2020-07-09	BMO1	PMCHQ00001390	\$915.02
EFT0004584	45995	PORT ALBERNI ONLINE	2020-07-09	BMO1	PMCHQ00001390	\$787.50
EFT0004585	46595	PRAXAIR DISTRIBUTION	2020-07-09	BMO1	PMCHQ00001390	\$69.56
EFT0004586	48940	REC TEC INDUSTRIES	2020-07-09	BMO1	PMCHQ00001390	\$1,223.85
EFT0004587	9868	TECHNICAL SAFETY BC	2020-07-09	BMO1	PMCHQ00001390	\$5,185.49
EFT0004588	915751	THYSSENKRUPP ELEVATOR	2020-07-09	BMO1	PMCHQ00001390	\$279.20
EFT0004589	203499	WESTVAC INDUSTRIAL LTD	2020-07-09	BMO1	PMCHQ00001390	\$450.35
EFT0004590	62740	WINDSOR PLYWOOD	2020-07-09	BMO1	PMCHQ00001390	\$1,260.94
EFT0004591	35130	YOUNG, ANDERSON	2020-07-09	BMO1	PMCHQ00001390	\$18,286.00
EFT0004592	20208	ZONE WEST LTD	2020-07-09	BMO1	PMCHQ00001390	\$9,167.34
EFT0004593	1960	ALBERNI DISTRICT CO-OP ASSOC	2020-07-16	BMO1	PMCHQ00001392	\$102.56
EFT0004594	5190	ARMTECH INC	2020-07-16	BMO1	PMCHQ00001392	\$3,731.84
EFT0004595	34215	KOERS & ASSOCIATES ENGINEERING	2020-07-16	BMO1	PMCHQ00001392	\$5,331.17
EFT0004596	47950	RAYNER BRACHT CONSTRUCTION	2020-07-16	BMO1	PMCHQ00001392	\$18,294.27
EFT0004597	205691	TRITECH GROUP LTD	2020-07-16	BMO1	PMCHQ00001392	\$484,099.89
EFT0004598	2003100	GIBSON, MARILYN	2020-07-22	BMO1	PMCHQ00001394	\$157.50
EFT0004599	9325	SHANKS, RONDI	2020-07-22	BMO1	PMCHQ00001394	\$144.43
EFT0004600	640	ACME SUPPLIES LTD	2020-07-23	BMO1	PMCHQ00001396	\$66.14
EFT0004601	1000	AGO INDUSTRIES INC	2020-07-23	BMO1	PMCHQ00001396	\$458.44
EFT0004602	27020	AIR LIQUIDE CANADA INC	2020-07-23	BMO1	PMCHQ00001396	\$230.45
EFT0004603	45585	ALBERNI ECO DRY CLEANERS	2020-07-23	BMO1	PMCHQ00001396	\$39.00
EFT0004604	200877	ALBERNI GLASS & MIRROR 2003 LT	2020-07-23	BMO1	PMCHQ00001396	\$468.14
EFT0004605	3120	ALBERNI TOWING	2020-07-23	BMO1	PMCHQ00001396	\$338.10
EFT0004606	3665	ALBERNI VALLEY REFRIGERATION	2020-07-23	BMO1	PMCHQ00001396	\$1,433.29
EFT0004607	52570	ANDREW SHERET LIMITED	2020-07-23	BMO1	PMCHQ00001396	\$1,646.20
EFT0004608	5740	ASSOCIATED ENGINEERING (BC) LT	2020-07-23	BMO1	PMCHQ00001396	\$157,546.40
EFT0004609	7000	BAILEY ELECTRIC CO LTD	2020-07-23	BMO1	PMCHQ00001396	\$7,808.17
EFT0004610	7860	BEAVER CREEK HOME CENTRE	2020-07-23	BMO1	PMCHQ00001396	\$2,959.40
EFT0004611	9065	BLACK PRESS GROUP	2020-07-23	BMO1	PMCHQ00001396	\$1,910.05
EFT0004613	14380	CANADIAN LINEN AND UNIFORM SER	2020-07-23	BMO1	PMCHQ00001396	\$294.69
EFT0004614	204107	CANADIAN MARITIME ENGINEERING	2020-07-23	BMO1	PMCHQ00001396	\$208.43
EFT0004615	18740	COKELY WIRE ROPE LTD	2020-07-23	BMO1	PMCHQ00001396	\$6.66
EFT0004616	204614	COMMUNICATION CONNECTION	2020-07-23	BMO1	PMCHQ00001396	\$7,181.07
EFT0004617	22200	DOLANS CONCRETE LTD	2020-07-23	BMO1	PMCHQ00001396	\$1,968.38
EFT0004618	42374	ENEX FUELS LTD.	2020-07-23	BMO1	PMCHQ00001396	\$1,368.26
EFT0004619	24890	FLOORING DEPOT	2020-07-23	BMO1	PMCHQ00001396	\$8,869.94
EFT0004620	204191	FOOTPRINTS SECURITY PATROL INC	2020-07-23	BMO1	PMCHQ00001396	\$57.75
EFT0004621	26070	GRAPHICS FACTORY	2020-07-23	BMO1	PMCHQ00001396	\$420.00
EFT0004622	26710	GUILLEVIN INT. INC. IND/SAFETY	2020-07-23	BMO1	PMCHQ00001396	\$3,098.34
EFT0004623	27009	HACH SALES & SERVICE CANADA	2020-07-23	BMO1	PMCHQ00001396	\$2,111.44
EFT0004624	27850	HAYLOCK BROS PAVING LTD	2020-07-23	BMO1	PMCHQ00001396	\$2,378.10
EFT0004625	28223	HI-PRO SPORTING GOODS	2020-07-23	BMO1	PMCHQ00001396	\$2,375.68
EFT0004626	31675	ISLAND KEY COMPUTER LTD	2020-07-23	BMO1	PMCHQ00001396	\$3,754.24
EFT0004627	32270	JACK'S TIRE SALES & SERVICES L	2020-07-23	BMO1	PMCHQ00001396	\$3,830.14
EFT0004628	34420	L B WOODCHOPPERS LTD	2020-07-23	BMO1	PMCHQ00001396	\$2,334.34
EFT0004629	35260	LOMBARD PRE-CAST LIMITED PARTN	2020-07-23	BMO1	PMCHQ00001396	\$8,585.55
EFT0004630	202355	LORDCO PARTS LTD	2020-07-23	BMO1	PMCHQ00001396	\$477.03
EFT0004631	36260	MCLEAN & HIGGINS LTD	2020-07-23	BMO1	PMCHQ00001396	\$16.47

City of Port Alberni
 VENDOR CHEQUE REGISTER REPORT
 Payables Management

* Voided Cheques

Cheque Number	Vendor ID	Vendor Cheque Name	Cheque Date	Chequebook ID	Audit Trail Code	Amount
EFT0004632	204527	NUTRIEN AG SOLUTIONS INC	2020-07-23	BMO1	PMCHQ00001396	\$1,750.63
EFT0004633	42905	OAK CREEK GOLF & TURF INC.	2020-07-23	BMO1	PMCHQ00001396	\$61.58
EFT0004634	32500	PLANETCLEAN (NANAIMO) LTD	2020-07-23	BMO1	PMCHQ00001396	\$187.94
EFT0004635	46595	PRAXAIR DISTRIBUTION	2020-07-23	BMO1	PMCHQ00001396	\$1,143.58
EFT0004636	47333	QUALITY FOODS	2020-07-23	BMO1	PMCHQ00001396	\$389.22
EFT0004637	49140	REGIONAL DISTRICT OF ALBERNI C	2020-07-23	BMO1	PMCHQ00001396	\$39,756.00
EFT0004638	49150	REGIONAL DISTRICT OF ALBERNI C	2020-07-23	BMO1	PMCHQ00001396	\$720.00
EFT0004639	50199	ROCKY MOUNTAIN PHOENIX	2020-07-23	BMO1	PMCHQ00001396	\$1,892.80
EFT0004640	50260	ROLLINS MACHINERY LTD	2020-07-23	BMO1	PMCHQ00001396	\$721.85
EFT0004641	206015	SET SAFETY	2020-07-23	BMO1	PMCHQ00001396	\$367.50
EFT0004642	9325	SHANKS, RONDI	2020-07-23	BMO1	PMCHQ00001396	\$96.92
EFT0004643	203234	VAN ISLE FORD	2020-07-23	BMO1	PMCHQ00001396	\$118.52
EFT0004644	203499	WESTVAC INDUSTRIAL LTD	2020-07-23	BMO1	PMCHQ00001396	\$2,278.45
EFT0004645	62740	WINDSOR PLYWOOD	2020-07-23	BMO1	PMCHQ00001396	\$928.04
EFT0004646	5740	ASSOCIATED ENGINEERING (BC) LT	2020-07-23	BMO1	PMCHQ00001398	\$7,717.50
EFT0004647	9475	BOWERMAN EXCAVATING LTD.	2020-07-23	BMO1	PMCHQ00001399	\$102,512.60
EFT0004648	45800	PORT ALBERNI FIRE FIGHTERS ASS	2020-07-28	BMO1	PMCHQ00001400	\$7,667.04
EFT0004649	9980	B C ASSESSMENT AUTHORITY	2020-07-29	BMO1	PMCHQ00001401	\$182,328.14
EFT0004650	22200	DOLANS CONCRETE LTD	2020-07-29	BMO1	PMCHQ00001401	\$4,026.57
EFT0004651	204137	ISLAND EQUIPMENT RENTALS	2020-07-29	BMO1	PMCHQ00001401	\$369.60
EFT0004652	204821	REGIONAL DISTRICT OF ALBERNI C	2020-07-29	BMO1	PMCHQ00001401	\$1,495,840.00
EFT0004653	203980	SOGGE, PAULA	2020-07-29	BMO1	PMCHQ00001401	\$232.43
EFT0004654	3150	ALBERNI VALLEY CHAMBER OF COMM	2020-08-05	BMO1	PMCHQ00001403	\$75,000.00
EFT0004655	5740	ASSOCIATED ENGINEERING (BC) LT	2020-08-05	BMO1	PMCHQ00001403	\$22,990.43
EFT0004656	204614	COMMUNICATION CONNECTION	2020-08-05	BMO1	PMCHQ00001403	\$7,143.59
EFT0004657	12530	ISLAND RADIO LTD.	2020-08-05	BMO1	PMCHQ00001403	\$1,014.30
EFT0004658	49140	REGIONAL DISTRICT OF ALBERNI C	2020-08-05	BMO1	PMCHQ00001403	\$1,200.00
EFT0004659	27020	AIR LIQUIDE CANADA INC	2020-08-06	BMO1	PMCHQ00001405	\$86.87
EFT0004660	200877	ALBERNI GLASS & MIRROR 2003 LT	2020-08-06	BMO1	PMCHQ00001405	\$688.83
EFT0004661	2540	ALBERNI INDUSTRIAL MARINE SUPP	2020-08-06	BMO1	PMCHQ00001405	\$73.66
EFT0004662	3665	ALBERNI VALLEY REFRIGERATION	2020-08-06	BMO1	PMCHQ00001405	\$257.60
EFT0004663	7000	BAILEY ELECTRIC CO LTD	2020-08-06	BMO1	PMCHQ00001405	\$2,928.09
EFT0004664	7860	BEAVER CREEK HOME CENTRE	2020-08-06	BMO1	PMCHQ00001405	\$166.65
EFT0004665	8600	BERK'S INTERTRUCK LTD	2020-08-06	BMO1	PMCHQ00001405	\$9,453.53
EFT0004666	54350	BRENNTAG CANADA INC.	2020-08-06	BMO1	PMCHQ00001405	\$4,985.59
EFT0004667	205813	CANADA COMPUTERS	2020-08-06	BMO1	PMCHQ00001405	\$1,803.59
EFT0004668	14380	CANADIAN LINEN AND UNIFORM SER	2020-08-06	BMO1	PMCHQ00001405	\$159.01
EFT0004669	204107	CANADIAN MARITIME ENGINEERING	2020-08-06	BMO1	PMCHQ00001405	\$116.48
EFT0004670	22200	DOLANS CONCRETE LTD	2020-08-06	BMO1	PMCHQ00001405	\$2,612.61
EFT0004671	204191	FOOTPRINTS SECURITY PATROL INC	2020-08-06	BMO1	PMCHQ00001405	\$115.50
EFT0004672	33777	KENDRICK EQUIPMENT 2003 LTD.	2020-08-06	BMO1	PMCHQ00001405	\$184.29
EFT0004673	34420	L B WOODCHOPPERS LTD	2020-08-06	BMO1	PMCHQ00001405	\$1,060.48
EFT0004674	35900	MCGILL & ASSOCIATES	2020-08-06	BMO1	PMCHQ00001405	\$1,751.27
EFT0004675	36260	MCLEAN & HIGGINS LTD	2020-08-06	BMO1	PMCHQ00001405	\$298.80
EFT0004676	203674	MYRA SYSTEMS CORP	2020-08-06	BMO1	PMCHQ00001405	\$425.25
EFT0004677	43230	OLYMPIC INTERNATIONAL AGENCIES	2020-08-06	BMO1	PMCHQ00001405	\$250.36
EFT0004678	45995	PORT ALBERNI ONLINE	2020-08-06	BMO1	PMCHQ00001405	\$787.50
EFT0004679	50260	ROLLINS MACHINERY LTD	2020-08-06	BMO1	PMCHQ00001405	\$269.38
EFT0004680	915751	THYSSENKRUPP ELEVATOR	2020-08-06	BMO1	PMCHQ00001405	\$634.11
EFT0004681	640	ACME SUPPLIES LTD	2020-08-13	BMO1	PMCHQ00001407	\$996.47
EFT0004682	52570	ANDREW SHERET LIMITED	2020-08-13	BMO1	PMCHQ00001407	\$3,265.37
EFT0004683	10950	B C TRANSIT	2020-08-13	BMO1	PMCHQ00001407	\$358,483.90
EFT0004684	8600	BERK'S INTERTRUCK LTD	2020-08-13	BMO1	PMCHQ00001407	\$3,535.06
EFT0004685	23250	COASTAL PEST MANAGEMENT	2020-08-13	BMO1	PMCHQ00001407	\$236.25
EFT0004686	205009	GREGG DISTRIBUTORS (BC) LTD	2020-08-13	BMO1	PMCHQ00001407	\$246.36
EFT0004687	203417	HAUTZINGER, TIM	2020-08-13	BMO1	PMCHQ00001407	\$289.64
EFT0004688	204676	J MCMILLAN BAILIFF & COLLECTIO	2020-08-13	BMO1	PMCHQ00001407	\$110.26
EFT0004689	34420	L B WOODCHOPPERS LTD	2020-08-13	BMO1	PMCHQ00001407	\$41.98
EFT0004690	203043	PELECH, JEFF	2020-08-13	BMO1	PMCHQ00001407	\$17.50
EFT0004691	32500	PLANETCLEAN (NANAIMO) LTD	2020-08-13	BMO1	PMCHQ00001407	\$2,848.89
EFT0004692	49140	REGIONAL DISTRICT OF ALBERNI C	2020-08-13	BMO1	PMCHQ00001407	\$10,851.05
EFT0004693	205825	ABELL PEST CONTROL INC	2020-08-19	BMO1	PMCHQ00001409	\$78.75
EFT0004694	680	ACRYLCO MFG LTD	2020-08-19	BMO1	PMCHQ00001409	\$1,720.32

City of Port Alberni
 VENDOR CHEQUE REGISTER REPORT
 Payables Management

* Voided Cheques

Cheque Number	Vendor ID	Vendor Cheque Name	Cheque Date	Chequebook ID	Audit Trail Code	Amount
EFT0004695	27020	AIR LIQUIDE CANADA INC	2020-08-19	BMO1	PMCHQ00001409	\$3,031.23
EFT0004696	45585	ALBERNI ECO DRY CLEANERS	2020-08-19	BMO1	PMCHQ00001409	\$1,243.90
EFT0004697	2540	ALBERNI INDUSTRIAL MARINE SUPP	2020-08-19	BMO1	PMCHQ00001409	\$1,184.00
EFT0004698	3150	ALBERNI VALLEY CHAMBER OF COMM	2020-08-19	BMO1	PMCHQ00001409	\$11,550.00
EFT0004699	52570	ANDREW SHERET LIMITED	2020-08-19	BMO1	PMCHQ00001409	\$614.56
EFT0004700	7860	BEAVER CREEK HOME CENTRE	2020-08-19	BMO1	PMCHQ00001409	\$340.61
EFT0004701	8600	BERK'S INTERTRUCK LTD	2020-08-19	BMO1	PMCHQ00001409	\$1,682.08
EFT0004702	9475	BOWERMAN EXCAVATING LTD.	2020-08-19	BMO1	PMCHQ00001409	\$12,923.68
EFT0004703	9515	BOWMARK CONCRETE LTD.	2020-08-19	BMO1	PMCHQ00001409	\$313.00
EFT0004704	14380	CANADIAN LINEN AND UNIFORM SER	2020-08-19	BMO1	PMCHQ00001409	\$462.11
EFT0004705	15580	CANADIAN UNION OF PUBLIC EMPLO	2020-08-19	BMO1	PMCHQ00001409	\$18,434.33
EFT0004706	12586	CMJ EQUIPMENT	2020-08-19	BMO1	PMCHQ00001409	\$446.25
EFT0004707	18740	COKELY WIRE ROPE LTD	2020-08-19	BMO1	PMCHQ00001409	\$23.97
EFT0004708	201803	CO-OPERATORS, THE	2020-08-19	BMO1	PMCHQ00001409	\$20,562.68
EFT0004710	22200	DOLANS CONCRETE LTD	2020-08-19	BMO1	PMCHQ00001409	\$10,266.42
EFT0004711	203978	ENCORE BUSINESS SOLUTIONS INC	2020-08-19	BMO1	PMCHQ00001409	\$10,423.88
EFT0004712	42374	ENEX FUELS LTD.	2020-08-19	BMO1	PMCHQ00001409	\$51,056.14
EFT0004713	26710	GUILLEVIN INT. INC. IND/SAFETY	2020-08-19	BMO1	PMCHQ00001409	\$1,078.78
EFT0004714	27850	HAYLOCK BROS PAVING LTD	2020-08-19	BMO1	PMCHQ00001409	\$1,515.58
EFT0004715	12530	ISLAND RADIO LTD.	2020-08-19	BMO1	PMCHQ00001409	\$176.40
EFT0004716	32270	JACK'S TIRE SALES & SERVICES L	2020-08-19	BMO1	PMCHQ00001409	\$1,772.36
EFT0004717	32400	JAL DESIGNS AND GRAPHICS INC	2020-08-19	BMO1	PMCHQ00001409	\$3,700.77
EFT0004718	34420	L B WOODCHOPPERS LTD	2020-08-19	BMO1	PMCHQ00001409	\$2,635.76
EFT0004719	202355	LORDCO PARTS LTD	2020-08-19	BMO1	PMCHQ00001409	\$62.33
EFT0004720	36260	MCLEAN & HIGGINS LTD	2020-08-19	BMO1	PMCHQ00001409	\$589.00
EFT0004721	204527	NUTRIEN AG SOLUTIONS INC	2020-08-19	BMO1	PMCHQ00001409	\$1,671.90
EFT0004722	27010	NUU-CHAH-NULTH TRIBAL COUNCIL	2020-08-19	BMO1	PMCHQ00001409	\$274.00
EFT0004723	45725	PORT ALBERNI CIVIC MANAGERS AS	2020-08-19	BMO1	PMCHQ00001409	\$675.00
EFT0004724	45800	PORT ALBERNI FIRE FIGHTERS ASS	2020-08-19	BMO1	PMCHQ00001409	\$5,358.00
EFT0004725	201071	QUADIENT	2020-08-19	BMO1	PMCHQ00001409	\$4,011.98
EFT0004726	47333	QUALITY FOODS	2020-08-19	BMO1	PMCHQ00001409	\$504.94
EFT0004727	47950	RAYNER BRACHT CONSTRUCTION	2020-08-19	BMO1	PMCHQ00001409	\$245.42
EFT0004728	206015	SET SAFETY	2020-08-19	BMO1	PMCHQ00001409	\$367.50
EFT0004729	52375	SHARE CANADA	2020-08-19	BMO1	PMCHQ00001409	\$5,144.33
EFT0004730	52907	SOUTHERN RAILWAY OF VANCOUVER	2020-08-19	BMO1	PMCHQ00001409	\$150.18
EFT0004731	57040	UAP INC	2020-08-19	BMO1	PMCHQ00001409	\$691.86
EFT0004732	203234	VAN ISLE FORD	2020-08-19	BMO1	PMCHQ00001409	\$516.22
EFT0004733	61805	WFR WHOLESALE FIRE & RESCUE LT	2020-08-19	BMO1	PMCHQ00001409	\$188.45
EFT0004734	62740	WINDSOR PLYWOOD	2020-08-19	BMO1	PMCHQ00001409	\$2,404.07
EFT0004735	59700	WL SOLUTIONS LTD	2020-08-19	BMO1	PMCHQ00001409	\$1,155.00
EFT0004736	35130	YOUNG, ANDERSON	2020-08-19	BMO1	PMCHQ00001409	\$3,634.57
EFT0004737	1960	ALBERNI DISTRICT CO-OP ASSOC	2020-08-27	BMO1	PMCHQ00001412	\$423.23
EFT0004738	3150	ALBERNI VALLEY CHAMBER OF COMM	2020-08-27	BMO1	PMCHQ00001412	\$21,422.00
EFT0004739	52570	ANDREW SHERET LIMITED	2020-08-27	BMO1	PMCHQ00001412	\$11,323.50
EFT0004740	7860	BEAVER CREEK HOME CENTRE	2020-08-27	BMO1	PMCHQ00001412	\$194.38
EFT0004741	9065	BLACK PRESS GROUP	2020-08-27	BMO1	PMCHQ00001412	\$2,119.97
EFT0004742	14380	CANADIAN LINEN AND UNIFORM SER	2020-08-27	BMO1	PMCHQ00001412	\$533.54
EFT0004743	17971	CIVIC INFO BC	2020-08-27	BMO1	PMCHQ00001412	\$1,785.00
EFT0004744	18713	COAST WASTE MANAGEMENT ASSOCIA	2020-08-27	BMO1	PMCHQ00001412	\$262.50
EFT0004745	29133	D R CLOUGH CONSULTING	2020-08-27	BMO1	PMCHQ00001412	\$2,359.88
EFT0004746	23181	EMCO LIMITED	2020-08-27	BMO1	PMCHQ00001412	\$447.01
EFT0004747	204191	FOOTPRINTS SECURITY PATROL INC	2020-08-27	BMO1	PMCHQ00001412	\$11,812.50
EFT0004748	204015	FRIESEN PLASTICS INC	2020-08-27	BMO1	PMCHQ00001412	\$1,158.31
EFT0004749	26070	GRAPHICS FACTORY	2020-08-27	BMO1	PMCHQ00001412	\$929.60
EFT0004750	205009	GREGG DISTRIBUTORS (BC) LTD	2020-08-27	BMO1	PMCHQ00001412	\$109.07
EFT0004751	34215	KOERS & ASSOCIATES ENGINEERING	2020-08-27	BMO1	PMCHQ00001412	\$3,880.88
EFT0004752	34420	L B WOODCHOPPERS LTD	2020-08-27	BMO1	PMCHQ00001412	\$517.16
EFT0004753	32500	PLANETCLEAN (NANAIMO) LTD	2020-08-27	BMO1	PMCHQ00001412	\$1,516.61
EFT0004754	203980	SOGGE, PAULA	2020-08-27	BMO1	PMCHQ00001412	\$190.00
EFT0004755	58172	VAN KAM FREIGHTWAYS LTD	2020-08-27	BMO1	PMCHQ00001412	\$286.90
EFT0004756	204597	WESTERN EQUIPMENT LTD	2020-08-27	BMO1	PMCHQ00001412	\$339.96
EFT0004757	49140	REGIONAL DISTRICT OF ALBERNI C	2020-08-28	BMO1	PMCHQ00001414	\$38,155.30
EFT0004758	202319	INDUSTRIAL ALLIANCE INSURANCE	2020-09-01	BMO1	PMCHQ00001415	\$485.74

City of Port Alberni
 VENDOR CHEQUE REGISTER REPORT
 Payables Management

* Voided Cheques

Cheque Number	Vendor ID	Vendor Cheque Name	Cheque Date	Chequebook ID	Audit Trail Code	Amount
EFT0004759	5740	ASSOCIATED ENGINEERING (BC) LT	2020-09-02	BMO1	PMCHQ00001416	\$3,120.08
EFT0004760	204595	COAST INTERIOR ARCHAEOLOGY	2020-09-02	BMO1	PMCHQ00001416	\$9,249.87
EFT0004761	26710	GUILLEVIN INT. INC. IND/SAFETY	2020-09-02	BMO1	PMCHQ00001416	\$444.64
EFT0004762	34420	L B WOODCHOPPERS LTD	2020-09-02	BMO1	PMCHQ00001416	\$1,521.22
EFT0004763	35105	LEWKOWICH ENGINEERING ASSOCIAT	2020-09-02	BMO1	PMCHQ00001416	\$2,169.51
EFT0004764	204288	TAEKEMA, WILF	2020-09-02	BMO1	PMCHQ00001416	\$382.13
EFT0004765	205691	TRITECH GROUP LTD	2020-09-02	BMO1	PMCHQ00001416	\$299,371.68
EFT0004766	200307	MICROSERVE	2020-09-09	BMO1	PMCHQ00001418	\$4,354.56
EFT0004767	45800	PORT ALBERNI FIRE FIGHTERS ASS	2020-09-09	BMO1	PMCHQ00001418	\$5,229.00
EFT0004768	48944	RECREATION FACILITIES ASSOC OF	2020-09-09	BMO1	PMCHQ00001418	\$623.18
EFT0004769	52570	ANDREW SHERET LIMITED	2020-09-10	BMO1	PMCHQ00001420	\$25,835.68
EFT0004770	205825	ABELL PEST CONTROL INC	2020-09-11	BMO1	PMCHQ00001421	\$259.38
EFT0004771	203796	ACCENT REFRIGERATION SYSTEMS	2020-09-11	BMO1	PMCHQ00001421	\$14,885.43
EFT0004772	203082	ADVANCED AUTOMATIC DOORS	2020-09-11	BMO1	PMCHQ00001421	\$707.28
EFT0004773	45585	ALBERNI ECO DRY CLEANERS	2020-09-11	BMO1	PMCHQ00001421	\$858.90
EFT0004774	200877	ALBERNI GLASS & MIRROR 2003 LT	2020-09-11	BMO1	PMCHQ00001421	\$918.40
EFT0004775	2540	ALBERNI INDUSTRIAL MARINE SUPP	2020-09-11	BMO1	PMCHQ00001421	\$394.29
EFT0004776	3120	ALBERNI TOWING	2020-09-11	BMO1	PMCHQ00001421	\$338.10
EFT0004777	3665	ALBERNI VALLEY REFRIGERATION	2020-09-11	BMO1	PMCHQ00001421	\$15,982.05
EFT0004778	7000	BAILEY ELECTRIC CO LTD	2020-09-11	BMO1	PMCHQ00001421	\$82,748.96
EFT0004779	7860	BEAVER CREEK HOME CENTRE	2020-09-11	BMO1	PMCHQ00001421	\$876.63
EFT0004780	8600	BERK'S INTERTRUCK LTD	2020-09-11	BMO1	PMCHQ00001421	\$15,940.27
EFT0004781	204775	BODIN, KRISTA	2020-09-11	BMO1	PMCHQ00001421	\$86.35
EFT0004782	9475	BOWERMAN EXCAVATING LTD.	2020-09-11	BMO1	PMCHQ00001421	\$6,316.24
EFT0004783	9515	BOWMARK CONCRETE LTD.	2020-09-11	BMO1	PMCHQ00001421	\$615.27
EFT0004784	54350	BRENNTAG CANADA INC.	2020-09-11	BMO1	PMCHQ00001421	\$1,511.29
EFT0004785	204107	CANADIAN MARITIME ENGINEERING	2020-09-11	BMO1	PMCHQ00001421	\$887.04
EFT0004786	15580	CANADIAN UNION OF PUBLIC EMPLO	2020-09-11	BMO1	PMCHQ00001421	\$12,765.48
EFT0004787	18740	COKELY WIRE ROPE LTD	2020-09-11	BMO1	PMCHQ00001421	\$819.19
EFT0004788	204614	COMMUNICATION CONNECTION	2020-09-11	BMO1	PMCHQ00001421	\$7,155.33
EFT0004789	201803	CO-OPERATORS, THE	2020-09-11	BMO1	PMCHQ00001421	\$15,341.55
EFT0004790	22200	DOLANS CONCRETE LTD	2020-09-11	BMO1	PMCHQ00001421	\$5,796.79
EFT0004791	203978	ENCORE BUSINESS SOLUTIONS INC	2020-09-11	BMO1	PMCHQ00001421	\$33,945.31
EFT0004792	42374	ENEX FUELS LTD.	2020-09-11	BMO1	PMCHQ00001421	\$13,401.17
EFT0004793	202415	ESC AUTOMATION INC	2020-09-11	BMO1	PMCHQ00001421	\$3,722.25
EFT0004794	24890	FLOORING DEPOT	2020-09-11	BMO1	PMCHQ00001421	\$227.27
EFT0004795	204191	FOOTPRINTS SECURITY PATROL INC	2020-09-11	BMO1	PMCHQ00001421	\$5,040.00
EFT0004796	204015	FRIESEN PLASTICS INC	2020-09-11	BMO1	PMCHQ00001421	\$1,158.31
EFT0004797	204276	GARDAWORLD	2020-09-11	BMO1	PMCHQ00001421	\$230.63
EFT0004798	26070	GRAPHICS FACTORY	2020-09-11	BMO1	PMCHQ00001421	\$2,246.72
EFT0004799	205009	GREGG DISTRIBUTORS (BC) LTD	2020-09-11	BMO1	PMCHQ00001421	\$173.70
EFT0004800	27009	HACH SALES & SERVICE CANADA	2020-09-11	BMO1	PMCHQ00001421	\$292.77
EFT0004801	27850	HAYLOCK BROS PAVING LTD	2020-09-11	BMO1	PMCHQ00001421	\$6,043.75
EFT0004802	202319	INDUSTRIAL ALLIANCE INSURANCE	2020-09-11	BMO1	PMCHQ00001421	\$490.08
EFT0004803	204137	ISLAND EQUIPMENT RENTALS	2020-09-11	BMO1	PMCHQ00001421	\$369.60
EFT0004804	35260	LOMBARD PRE-CAST LIMITED PARTN	2020-09-11	BMO1	PMCHQ00001421	\$3,646.93
EFT0004805	203674	MYRA SYSTEMS CORP	2020-09-11	BMO1	PMCHQ00001421	\$1,222.60
EFT0004806	204527	NUTRIEN AG SOLUTIONS INC	2020-09-11	BMO1	PMCHQ00001421	\$397.42
EFT0004807	27010	NUU-CHAH-NULTH TRIBAL COUNCIL	2020-09-11	BMO1	PMCHQ00001421	\$167.00
EFT0004808	204774	ORGANIZED CRIME AGENCY OF BC	2020-09-11	BMO1	PMCHQ00001421	\$29,990.52
EFT0004809	32500	PLANETCLEAN (NANAIMO) LTD	2020-09-11	BMO1	PMCHQ00001421	\$2,281.41
EFT0004810	45725	PORT ALBERNI CIVIC MANAGERS AS	2020-09-11	BMO1	PMCHQ00001421	\$460.00
EFT0004811	47333	QUALITY FOODS	2020-09-11	BMO1	PMCHQ00001421	\$384.79
EFT0004812	47950	RAYNER BRACHT CONSTRUCTION	2020-09-11	BMO1	PMCHQ00001421	\$3,304.29
EFT0004813	49140	REGIONAL DISTRICT OF ALBERNI C	2020-09-11	BMO1	PMCHQ00001421	\$37,831.20
EFT0004814	50260	ROLLINS MACHINERY LTD	2020-09-11	BMO1	PMCHQ00001421	\$3,659.65
EFT0004815	202207	SHERINE INDUSTRIES LTD	2020-09-11	BMO1	PMCHQ00001421	\$472.42
EFT0004816	203980	SOGGE, PAULA	2020-09-11	BMO1	PMCHQ00001421	\$31.50
EFT0004817	9868	TECHNICAL SAFETY BC	2020-09-11	BMO1	PMCHQ00001421	\$71.00
EFT0004818	203495	THINQ TECHNOLOGIES LTD	2020-09-11	BMO1	PMCHQ00001421	\$3,922.24
EFT0004819	915751	THYSSENKRUPP ELEVATOR	2020-09-11	BMO1	PMCHQ00001421	\$279.20
EFT0004820	58172	VAN KAM FREIGHTWAYS LTD	2020-09-11	BMO1	PMCHQ00001421	\$299.94
EFT0004821	35130	YOUNG, ANDERSON	2020-09-11	BMO1	PMCHQ00001421	\$3,554.07

City of Port Alberni
 VENDOR CHEQUE REGISTER REPORT
 Payables Management

* Voided Cheques

Cheque Number	Vendor ID	Vendor Cheque Name	Cheque Date	Chequebook ID	Audit Trail Code	Amount
EFT0004822	10950	B C TRANSIT	2020-09-16	BMO1	PMCHQ00001424	\$54,987.80
EFT0004823	206239	CIRA	2020-09-16	BMO1	PMCHQ00001424	\$3,675.00
EFT0004824	2003100	GIBSON, MARILYN	2020-09-16	BMO1	PMCHQ00001424	\$75.00
EFT0004825	35900	MCGILL & ASSOCIATES	2020-09-16	BMO1	PMCHQ00001424	\$4,968.86
EFT0004826	203674	MYRA SYSTEMS CORP	2020-09-16	BMO1	PMCHQ00001424	\$6,829.57
EFT0004827	43230	OLYMPIC INTERNATIONAL AGENCIES	2020-09-16	BMO1	PMCHQ00001424	\$24.15
EFT0004828	49150	REGIONAL DISTRICT OF ALBERNI C	2020-09-16	BMO1	PMCHQ00001424	\$1,440.00
EFT0004829	203796	ACCENT REFRIGERATION SYSTEMS	2020-09-23	BMO1	PMCHQ00001427	\$9,579.01
EFT0004830	203978	ENCORE BUSINESS SOLUTIONS INC	2020-09-23	BMO1	PMCHQ00001427	\$1,136.62
EFT0004831	42374	ENEX FUELS LTD.	2020-09-23	BMO1	PMCHQ00001427	\$1,182.44
EFT0004832	42905	OAK CREEK GOLF & TURF INC.	2020-09-23	BMO1	PMCHQ00001427	\$1,920.65
EFT0004833	47333	QUALITY FOODS	2020-09-23	BMO1	PMCHQ00001427	\$391.74
EFT0004834	206248	REBECCA TAYLOR	2020-09-23	BMO1	PMCHQ00001427	\$2,941.71
EFT0004836	24937	A J FORSYTH, A DIVISION OF RUS	2020-09-25	BMO1	PMCHQ00001429	\$568.51
EFT0004837	205825	ABELL PEST CONTROL INC	2020-09-25	BMO1	PMCHQ00001429	\$1,127.28
EFT0004838	555	ACHINBACK FOUNDRY	2020-09-25	BMO1	PMCHQ00001429	\$271.99
EFT0004839	640	ACME SUPPLIES LTD	2020-09-25	BMO1	PMCHQ00001429	\$1,104.70
EFT0004840	1000	AGO INDUSTRIES INC	2020-09-25	BMO1	PMCHQ00001429	\$3,931.43
EFT0004841	27020	AIR LIQUIDE CANADA INC	2020-09-25	BMO1	PMCHQ00001429	\$721.79
EFT0004842	2540	ALBERNI INDUSTRIAL MARINE SUPP	2020-09-25	BMO1	PMCHQ00001429	\$76.60
EFT0004843	3120	ALBERNI TOWING	2020-09-25	BMO1	PMCHQ00001429	\$1,014.30
EFT0004844	3665	ALBERNI VALLEY REFRIGERATION	2020-09-25	BMO1	PMCHQ00001429	\$3,675.00
EFT0004845	52570	ANDREW SHERET LIMITED	2020-09-25	BMO1	PMCHQ00001429	\$3,808.36
EFT0004846	5740	ASSOCIATED ENGINEERING (BC) LT	2020-09-25	BMO1	PMCHQ00001429	\$12,084.32
EFT0004847	7000	BAILEY ELECTRIC CO LTD	2020-09-25	BMO1	PMCHQ00001429	\$9,793.65
EFT0004848	7860	BEAVER CREEK HOME CENTRE	2020-09-25	BMO1	PMCHQ00001429	\$655.18
EFT0004849	8600	BERK'S INTERTRUCK LTD	2020-09-25	BMO1	PMCHQ00001429	\$780.82
EFT0004850	9065	BLACK PRESS GROUP	2020-09-25	BMO1	PMCHQ00001429	\$1,637.02
EFT0004852	9475	BOWERMAN EXCAVATING LTD.	2020-09-25	BMO1	PMCHQ00001429	\$1,720.32
EFT0004853	9515	BOWMARK CONCRETE LTD.	2020-09-25	BMO1	PMCHQ00001429	\$1,019.20
EFT0004854	10997	BRANDT TRACTOR LTD.	2020-09-25	BMO1	PMCHQ00001429	\$1,957.37
EFT0004855	54350	BRENNTAG CANADA INC.	2020-09-25	BMO1	PMCHQ00001429	\$4,985.59
EFT0004856	14380	CANADIAN LINEN AND UNIFORM SER	2020-09-25	BMO1	PMCHQ00001429	\$281.89
EFT0004857	204107	CANADIAN MARITIME ENGINEERING	2020-09-25	BMO1	PMCHQ00001429	\$434.21
EFT0004858	23250	COASTAL PEST MANAGEMENT	2020-09-25	BMO1	PMCHQ00001429	\$278.25
EFT0004859	18740	COKELY WIRE ROPE LTD	2020-09-25	BMO1	PMCHQ00001429	\$34.97
EFT0004860	204614	COMMUNICATION CONNECTION	2020-09-25	BMO1	PMCHQ00001429	\$7,144.14
EFT0004861	19300	COMOX PACIFIC EXPRESS LTD	2020-09-25	BMO1	PMCHQ00001429	\$516.18
EFT0004862	44880	DB PERKS & ASSOCIATES LTD.	2020-09-25	BMO1	PMCHQ00001429	\$406.26
EFT0004863	22200	DOLANS CONCRETE LTD	2020-09-25	BMO1	PMCHQ00001429	\$2,823.80
EFT0004864	204106	DOMINION GOVLAW LLP	2020-09-25	BMO1	PMCHQ00001429	\$495.00
EFT0004865	204191	FOOTPRINTS SECURITY PATROL INC	2020-09-25	BMO1	PMCHQ00001429	\$2,919.00
EFT0004866	204276	GARDAWORLD	2020-09-25	BMO1	PMCHQ00001429	\$230.63
EFT0004867	26070	GRAPHICS FACTORY	2020-09-25	BMO1	PMCHQ00001429	\$504.00
EFT0004868	205009	GREGG DISTRIBUTORS (BC) LTD	2020-09-25	BMO1	PMCHQ00001429	\$329.27
EFT0004869	203557	HART, IAN	2020-09-25	BMO1	PMCHQ00001429	\$51.70
EFT0004870	27850	HAYLOCK BROS PAVING LTD	2020-09-25	BMO1	PMCHQ00001429	\$858.71
EFT0004871	32270	JACK'S TIRE SALES & SERVICES L	2020-09-25	BMO1	PMCHQ00001429	\$3,143.84
EFT0004872	29140	JOHN DEERE FINANCIAL	2020-09-25	BMO1	PMCHQ00001429	\$138.84
EFT0004873	34215	KOERS & ASSOCIATES ENGINEERING	2020-09-25	BMO1	PMCHQ00001429	\$11,652.87
EFT0004874	34420	L B WOODCHOPPERS LTD	2020-09-25	BMO1	PMCHQ00001429	\$2,651.93
EFT0004875	35105	LEWKOWICH ENGINEERING ASSOCIAT	2020-09-25	BMO1	PMCHQ00001429	\$1,432.73
EFT0004876	202355	LORDCO PARTS LTD	2020-09-25	BMO1	PMCHQ00001429	\$213.06
EFT0004877	36260	MCLEAN & HIGGINS LTD	2020-09-25	BMO1	PMCHQ00001429	\$4,336.99
EFT0004878	38161	MID ISLAND FIRE EQUIPMENT LTD	2020-09-25	BMO1	PMCHQ00001429	\$919.80
EFT0004879	32500	PLANETCLEAN (NANAIMO) LTD	2020-09-25	BMO1	PMCHQ00001429	\$34.23
EFT0004880	46595	PRAXAIR DISTRIBUTION	2020-09-25	BMO1	PMCHQ00001429	\$116.41
EFT0004881	47950	RAYNER BRACHT CONSTRUCTION	2020-09-25	BMO1	PMCHQ00001429	\$2,463.85
EFT0004882	48370	RECEIVER GENERAL FOR CANADA -	2020-09-25	BMO1	PMCHQ00001429	\$1,480,484.00
EFT0004883	50260	ROLLINS MACHINERY LTD	2020-09-25	BMO1	PMCHQ00001429	\$5,251.40
EFT0004884	203661	SCHAFFERS' EQUIPMENT	2020-09-25	BMO1	PMCHQ00001429	\$1,690.91
EFT0004885	206015	SET SAFETY	2020-09-25	BMO1	PMCHQ00001429	\$367.50
EFT0004886	202207	SHERINE INDUSTRIES LTD	2020-09-25	BMO1	PMCHQ00001429	\$829.92

City of Port Alberni
 VENDOR CHEQUE REGISTER REPORT
 Payables Management

* Voided Cheques

Cheque Number	Vendor ID	Vendor Cheque Name	Cheque Date	Chequebook ID	Audit Trail Code	Amount
EFT0004887	52907	SOUTHERN RAILWAY OF VANCOUVER	2020-09-25	BMO1	PMCHQ00001429	\$1,219.51
EFT0004888	205691	TRITECH GROUP LTD	2020-09-25	BMO1	PMCHQ00001429	\$74,222.38
EFT0004889	57040	UAP INC	2020-09-25	BMO1	PMCHQ00001429	\$1,679.99
EFT0004890	58660	VANCOUVER ISLAND REGIONAL LIBR	2020-09-25	BMO1	PMCHQ00001429	\$198,115.00
EFT0004891	204597	WESTERN EQUIPMENT LTD	2020-09-25	BMO1	PMCHQ00001429	\$150.80
EFT0004892	203499	WESTVAC INDUSTRIAL LTD	2020-09-25	BMO1	PMCHQ00001429	\$175.72
EFT0004893	62740	WINDSOR PLYWOOD	2020-09-25	BMO1	PMCHQ00001429	\$1,764.36
EFT0004894	5740	ASSOCIATED ENGINEERING (BC) LT	2020-09-30	BMO1	PMCHQ00001432	\$142,436.77
EFT0004895	11765	BUDGET CAR AND TRUCK RENTAL	2020-09-30	BMO1	PMCHQ00001432	\$463.63
EFT0004896	22200	DOLANS CONCRETE LTD	2020-09-30	BMO1	PMCHQ00001432	\$31,684.80
EFT0004897	205999	KELSEY PIPELINES LTD	2020-09-30	BMO1	PMCHQ00001432	\$167,196.86
EFT0004898	206015	SET SAFETY	2020-09-30	BMO1	PMCHQ00001432	\$367.50
EFT0004899	5740	ASSOCIATED ENGINEERING (BC) LT	2020-10-08	BMO1	PMCHQ00001435	\$7,717.50
EFT0004900	206263	QUESTICA INC	2020-10-08	BMO1	PMCHQ00001435	\$30,975.00
EFT0004901	49140	REGIONAL DISTRICT OF ALBERNI C	2020-10-08	BMO1	PMCHQ00001435	\$294,614.38
EFT0004902	205825	ABELL PEST CONTROL INC	2020-10-09	BMO1	PMCHQ00001437	\$440.01
EFT0004903	27020	AIR LIQUIDE CANADA INC	2020-10-09	BMO1	PMCHQ00001437	\$174.86
EFT0004904	3665	ALBERNI VALLEY REFRIGERATION	2020-10-09	BMO1	PMCHQ00001437	\$4,361.70
EFT0004905	5740	ASSOCIATED ENGINEERING (BC) LT	2020-10-09	BMO1	PMCHQ00001437	\$50,568.92
EFT0004906	8600	BERK'S INTERTRUCK LTD	2020-10-09	BMO1	PMCHQ00001437	\$323.25
EFT0004907	204775	BODIN, KRISTA	2020-10-09	BMO1	PMCHQ00001437	\$55.00
EFT0004908	204614	COMMUNICATION CONNECTION	2020-10-09	BMO1	PMCHQ00001437	\$7,173.27
EFT0004909	22200	DOLANS CONCRETE LTD	2020-10-09	BMO1	PMCHQ00001437	\$4,688.55
EFT0004910	23181	EMCO LIMITED	2020-10-09	BMO1	PMCHQ00001437	\$80.96
EFT0004911	203978	ENCORE BUSINESS SOLUTIONS INC	2020-10-09	BMO1	PMCHQ00001437	\$2,798.25
EFT0004912	202415	ESC AUTOMATION INC	2020-10-09	BMO1	PMCHQ00001437	\$2,867.55
EFT0004913	204191	FOOTPRINTS SECURITY PATROL INC	2020-10-09	BMO1	PMCHQ00001437	\$57.75
EFT0004914	25368	GENESIS FIRE PROTECTION	2020-10-09	BMO1	PMCHQ00001437	\$2,640.31
EFT0004915	205009	GREGG DISTRIBUTORS (BC) LTD	2020-10-09	BMO1	PMCHQ00001437	\$1,333.18
EFT0004916	26710	GUILLEVIN INT. INC. IND/SAFETY	2020-10-09	BMO1	PMCHQ00001437	\$136.92
EFT0004917	27850	HAYLOCK BROS PAVING LTD	2020-10-09	BMO1	PMCHQ00001437	\$763.51
EFT0004918	30194	INLAND KENWORTH/PARKER PACIFIC	2020-10-09	BMO1	PMCHQ00001437	\$759.50
EFT0004919	204137	ISLAND EQUIPMENT RENTALS	2020-10-09	BMO1	PMCHQ00001437	\$1,075.55
EFT0004920	31675	ISLAND KEY COMPUTER LTD	2020-10-09	BMO1	PMCHQ00001437	\$2,811.20
EFT0004921	32400	JAL DESIGNS AND GRAPHICS INC	2020-10-09	BMO1	PMCHQ00001437	\$495.04
EFT0004922	29140	JOHN DEERE FINANCIAL	2020-10-09	BMO1	PMCHQ00001437	\$1,962.00
EFT0004923	204813	KILPATRICK TESTING	2020-10-09	BMO1	PMCHQ00001437	\$525.00
EFT0004924	34215	KOERS & ASSOCIATES ENGINEERING	2020-10-09	BMO1	PMCHQ00001437	\$3,505.19
EFT0004925	34420	L B WOODCHOPPERS LTD	2020-10-09	BMO1	PMCHQ00001437	\$984.08
EFT0004926	202355	LORDCO PARTS LTD	2020-10-09	BMO1	PMCHQ00001437	\$30.76
EFT0004927	36260	MCLEAN & HIGGINS LTD	2020-10-09	BMO1	PMCHQ00001437	\$611.16
EFT0004928	203674	MYRA SYSTEMS CORP	2020-10-09	BMO1	PMCHQ00001437	\$496.13
EFT0004929	204527	NUTRIEN AG SOLUTIONS INC	2020-10-09	BMO1	PMCHQ00001437	\$1,509.10
EFT0004930	32500	PLANETCLEAN (NANAIMO) LTD	2020-10-09	BMO1	PMCHQ00001437	\$5,578.65
EFT0004931	45995	PORT ALBERNI ONLINE	2020-10-09	BMO1	PMCHQ00001437	\$787.50
EFT0004932	47333	QUALITY FOODS	2020-10-09	BMO1	PMCHQ00001437	\$310.36
EFT0004933	202207	SHERINE INDUSTRIES LTD	2020-10-09	BMO1	PMCHQ00001437	\$754.66
EFT0004935	57040	UAP INC	2020-10-09	BMO1	PMCHQ00001437	\$444.38
EFT0004936	203234	VAN ISLE FORD	2020-10-09	BMO1	PMCHQ00001437	\$42.75
EFT0004937	200217	VOYSEY, SHANE	2020-10-09	BMO1	PMCHQ00001437	\$1,857.85
EFT0004938	204597	WESTERN EQUIPMENT LTD	2020-10-09	BMO1	PMCHQ00001437	\$130.95
EFT0004939	59700	WL SOLUTIONS LTD	2020-10-09	BMO1	PMCHQ00001437	\$1,155.00
EFT0004940	35130	YOUNG, ANDERSON	2020-10-09	BMO1	PMCHQ00001437	\$582.40
EFT0004941	205825	ABELL PEST CONTROL INC	2020-10-14	BMO1	PMCHQ00001439	\$131.25
EFT0004942	35130	YOUNG, ANDERSON	2020-10-14	BMO1	PMCHQ00001439	\$3,780.57
EFT0004943	203663	4 IMPRINTS INC	2020-10-21	BMO1	PMCHQ00001442	\$1,648.02
EFT0004944	52570	ANDREW SHERET LIMITED	2020-10-21	BMO1	PMCHQ00001442	\$11,623.50
EFT0004945	10950	B C TRANSIT	2020-10-21	BMO1	PMCHQ00001442	\$105,479.39
EFT0004946	11786	BUILDING OFFICIALS ASSOC OF B	2020-10-21	BMO1	PMCHQ00001442	\$1,347.22
EFT0004947	15580	CANADIAN UNION OF PUBLIC EMPLO	2020-10-21	BMO1	PMCHQ00001442	\$12,477.51
EFT0004948	201803	CO-OPERATORS, THE	2020-10-21	BMO1	PMCHQ00001442	\$14,826.29
EFT0004949	206282	LEUCO CONSTRUCTION INC	2020-10-21	BMO1	PMCHQ00001442	\$188,024.03
EFT0004950	45725	PORT ALBERNI CIVIC MANAGERS AS	2020-10-21	BMO1	PMCHQ00001442	\$455.00

City of Port Alberni
 VENDOR CHEQUE REGISTER REPORT
 Payables Management

* Voided Cheques

Cheque Number	Vendor ID	Vendor Cheque Name	Cheque Date	Chequebook ID	Audit Trail Code	Amount
EFT0004951	45800	PORT ALBERNI FIRE FIGHTERS ASS	2020-10-21	BMO1	PMCHQ00001442	\$5,100.00
EFT0004952	206248	REBECCA TAYLOR	2020-10-21	BMO1	PMCHQ00001442	\$2,856.26
EFT0004953	48370	RECEIVER GENERAL FOR CANADA -	2020-10-21	BMO1	PMCHQ00001442	\$61,467.79
EFT0004954	50260	ROLLINS MACHINERY LTD	2020-10-21	BMO1	PMCHQ00001442	\$343.00
EFT0004955	9325	SHANKS, RONDI	2020-10-21	BMO1	PMCHQ00001442	\$53.28
EFT0004956	52907	SOUTHERN RAILWAY OF VANCOUVER	2020-10-21	BMO1	PMCHQ00001442	\$44.27
EFT0004957	27020	AIR LIQUIDE CANADA INC	2020-10-22	BMO1	PMCHQ00001444	\$699.35
EFT0004958	1960	ALBERNI DISTRICT CO-OP ASSOC	2020-10-22	BMO1	PMCHQ00001444	\$810.13
EFT0004959	45585	ALBERNI ECO DRY CLEANERS	2020-10-22	BMO1	PMCHQ00001444	\$870.68
EFT0004960	2540	ALBERNI INDUSTRIAL MARINE SUPP	2020-10-22	BMO1	PMCHQ00001444	\$60.60
EFT0004961	3120	ALBERNI TOWING	2020-10-22	BMO1	PMCHQ00001444	\$483.00
EFT0004962	5190	ARMTECH INC	2020-10-22	BMO1	PMCHQ00001444	\$1,654.64
EFT0004963	206136	ASSETFINDA SYSTEMS CANADA LTD	2020-10-22	BMO1	PMCHQ00001444	\$18,690.00
EFT0004964	5740	ASSOCIATED ENGINEERING (BC) LT	2020-10-22	BMO1	PMCHQ00001444	\$127,038.72
EFT0004965	7860	BEAVER CREEK HOME CENTRE	2020-10-22	BMO1	PMCHQ00001444	\$971.27
EFT0004966	8600	BERK'S INTERTRUCK LTD	2020-10-22	BMO1	PMCHQ00001444	\$608.39
EFT0004967	9475	BOWERMAN EXCAVATING LTD.	2020-10-22	BMO1	PMCHQ00001444	\$22,239.00
EFT0004968	9515	BOWMARK CONCRETE LTD.	2020-10-22	BMO1	PMCHQ00001444	\$370.07
EFT0004969	14380	CANADIAN LINEN AND UNIFORM SER	2020-10-22	BMO1	PMCHQ00001444	\$493.17
EFT0004970	23250	COASTAL PEST MANAGEMENT	2020-10-22	BMO1	PMCHQ00001444	\$94.50
EFT0004971	18740	COKELY WIRE ROPE LTD	2020-10-22	BMO1	PMCHQ00001444	\$46.29
EFT0004972	44880	DB PERKS & ASSOCIATES LTD.	2020-10-22	BMO1	PMCHQ00001444	\$2,147.55
EFT0004973	22200	DOLANS CONCRETE LTD	2020-10-22	BMO1	PMCHQ00001444	\$1,225.92
EFT0004974	23181	EMCO LIMITED	2020-10-22	BMO1	PMCHQ00001444	\$166.22
EFT0004975	42374	ENEX FUELS LTD.	2020-10-22	BMO1	PMCHQ00001444	\$23,490.83
EFT0004976	23450	EVITT ELECTRIC CO LTD	2020-10-22	BMO1	PMCHQ00001444	\$13.22
EFT0004977	204276	GARDAWORLD	2020-10-22	BMO1	PMCHQ00001444	\$230.63
EFT0004978	25368	GENESIS FIRE PROTECTION	2020-10-22	BMO1	PMCHQ00001444	\$2,070.27
EFT0004979	26070	GRAPHICS FACTORY	2020-10-22	BMO1	PMCHQ00001444	\$156.69
EFT0004980	205009	GREGG DISTRIBUTORS (BC) LTD	2020-10-22	BMO1	PMCHQ00001444	\$469.94
EFT0004981	27009	HACH SALES & SERVICE CANADA	2020-10-22	BMO1	PMCHQ00001444	\$940.26
EFT0004982	32270	JACK'S TIRE SALES & SERVICES L	2020-10-22	BMO1	PMCHQ00001444	\$3,081.01
EFT0004983	32400	JAL DESIGNS AND GRAPHICS INC	2020-10-22	BMO1	PMCHQ00001444	\$154.56
EFT0004984	33777	KENDRICK EQUIPMENT 2003 LTD.	2020-10-22	BMO1	PMCHQ00001444	\$161.97
EFT0004985	34215	KOERS & ASSOCIATES ENGINEERING	2020-10-22	BMO1	PMCHQ00001444	\$11,243.36
EFT0004986	34420	L B WOODCHOPPERS LTD	2020-10-22	BMO1	PMCHQ00001444	\$394.22
EFT0004987	35105	LEWKOWICH ENGINEERING ASSOCIAT	2020-10-22	BMO1	PMCHQ00001444	\$3,382.99
EFT0004988	35132	LIFESAVING SOCIETY	2020-10-22	BMO1	PMCHQ00001444	\$417.03
EFT0004989	36260	MCLEAN & HIGGINS LTD	2020-10-22	BMO1	PMCHQ00001444	\$1,121.14
EFT0004990	204527	NUTRIEN AG SOLUTIONS INC	2020-10-22	BMO1	PMCHQ00001444	\$2,512.37
EFT0004991	32500	PLANETCLEAN (NANAIMO) LTD	2020-10-22	BMO1	PMCHQ00001444	\$1,268.67
EFT0004992	46595	PRAXAIR DISTRIBUTION	2020-10-22	BMO1	PMCHQ00001444	\$151.25
EFT0004993	49140	REGIONAL DISTRICT OF ALBERNI C	2020-10-22	BMO1	PMCHQ00001444	\$41,254.00
EFT0004994	49150	REGIONAL DISTRICT OF ALBERNI C	2020-10-22	BMO1	PMCHQ00001444	\$720.00
EFT0004995	203661	SCHAFFERS' EQUIPMENT	2020-10-22	BMO1	PMCHQ00001444	\$345.62
EFT0004996	52375	SHARE CANADA	2020-10-22	BMO1	PMCHQ00001444	\$4,112.70
EFT0004998	205691	TRITECH GROUP LTD	2020-10-22	BMO1	PMCHQ00001444	\$350,318.27
EFT0004999	62740	WINDSOR PLYWOOD	2020-10-22	BMO1	PMCHQ00001444	\$999.31
EFT0005000	3120	ALBERNI TOWING	2020-10-28	BMO1	PMCHQ00001448	\$144.90
EFT0005001	7860	BEAVER CREEK HOME CENTRE	2020-10-28	BMO1	PMCHQ00001448	\$747.22
EFT0005002	9065	BLACK PRESS GROUP	2020-10-28	BMO1	PMCHQ00001448	\$2,486.91
EFT0005003	22200	DOLANS CONCRETE LTD	2020-10-28	BMO1	PMCHQ00001448	\$4,683.38
EFT0005004	203978	ENCORE BUSINESS SOLUTIONS INC	2020-10-28	BMO1	PMCHQ00001448	\$3,585.75
EFT0005005	27850	HAYLOCK BROS PAVING LTD	2020-10-28	BMO1	PMCHQ00001448	\$3,445.23
EFT0005006	45995	PORT ALBERNI ONLINE	2020-10-28	BMO1	PMCHQ00001448	\$1,575.00
EFT0005007	201071	QUADIENT	2020-10-28	BMO1	PMCHQ00001448	\$1,803.02
EFT0005008	47950	RAYNER BRACHT CONSTRUCTION	2020-10-28	BMO1	PMCHQ00001448	\$2,963.72
EFT0005009	203495	THINQ TECHNOLOGIES LTD	2020-10-28	BMO1	PMCHQ00001448	\$5,448.80
EFT0005010	203978	ENCORE BUSINESS SOLUTIONS INC	2020-10-29	BMO1	PMCHQ00001450	\$44,366.56
EFT0005011	9065	BLACK PRESS GROUP	2020-11-04	BMO1	PMCHQ00001451	\$2,610.73
EFT0005012	54350	BRENNTAG CANADA INC.	2020-11-04	BMO1	PMCHQ00001451	\$1,680.47
EFT0005013	202319	INDUSTRIAL ALLIANCE INSURANCE	2020-11-04	BMO1	PMCHQ00001451	\$478.98
EFT0005014	32400	JAL DESIGNS AND GRAPHICS INC	2020-11-04	BMO1	PMCHQ00001451	\$324.80

City of Port Alberni
 VENDOR CHEQUE REGISTER REPORT
 Payables Management

* Voided Cheques

Cheque Number	Vendor ID	Vendor Cheque Name	Cheque Date	Chequebook ID	Audit Trail Code	Amount
EFT0005015	205825	ABELL PEST CONTROL INC	2020-11-06	BMO1	PMCHQ00001453	\$390.63
EFT0005016	555	ACHINBACK FOUNDRY	2020-11-06	BMO1	PMCHQ00001453	\$728.67
EFT0005017	680	ACRYLCO MFG LTD	2020-11-06	BMO1	PMCHQ00001453	\$3,141.60
EFT0005018	27020	AIR LIQUIDE CANADA INC	2020-11-06	BMO1	PMCHQ00001453	\$661.71
EFT0005019	45585	ALBERNI ECO DRY CLEANERS	2020-11-06	BMO1	PMCHQ00001453	\$1,174.42
EFT0005020	2540	ALBERNI INDUSTRIAL MARINE SUPP	2020-11-06	BMO1	PMCHQ00001453	\$100.22
EFT0005021	3665	ALBERNI VALLEY REFRIGERATION	2020-11-06	BMO1	PMCHQ00001453	\$3,990.00
EFT0005022	52570	ANDREW SHERET LIMITED	2020-11-06	BMO1	PMCHQ00001453	\$1,849.53
EFT0005023	9900	B C AIR FILTER LTD	2020-11-06	BMO1	PMCHQ00001453	\$174.45
EFT0005024	7000	BAILEY ELECTRIC CO LTD	2020-11-06	BMO1	PMCHQ00001453	\$20,798.88
EFT0005025	7860	BEAVER CREEK HOME CENTRE	2020-11-06	BMO1	PMCHQ00001453	\$653.34
EFT0005026	8600	BERK'S INTERTRUCK LTD	2020-11-06	BMO1	PMCHQ00001453	\$11,109.17
EFT0005027	9475	BOWERMAN EXCAVATING LTD.	2020-11-06	BMO1	PMCHQ00001453	\$7,534.24
EFT0005028	14380	CANADIAN LINEN AND UNIFORM SER	2020-11-06	BMO1	PMCHQ00001453	\$356.24
EFT0005029	204107	CANADIAN MARITIME ENGINEERING	2020-11-06	BMO1	PMCHQ00001453	\$464.55
EFT0005030	19300	COMOX PACIFIC EXPRESS LTD	2020-11-06	BMO1	PMCHQ00001453	\$378.85
EFT0005031	44880	DB PERKS & ASSOCIATES LTD.	2020-11-06	BMO1	PMCHQ00001453	\$105.90
EFT0005032	23181	EMCO LIMITED	2020-11-06	BMO1	PMCHQ00001453	\$213.12
EFT0005033	42374	ENEX FUELS LTD.	2020-11-06	BMO1	PMCHQ00001453	\$16,924.19
EFT0005034	204191	FOOTPRINTS SECURITY PATROL INC	2020-11-06	BMO1	PMCHQ00001453	\$5,040.00
EFT0005035	204015	FRIESEN PLASTICS INC	2020-11-06	BMO1	PMCHQ00001453	\$1,193.06
EFT0005036	205009	GREGG DISTRIBUTORS (BC) LTD	2020-11-06	BMO1	PMCHQ00001453	\$66.81
EFT0005037	27009	HACH SALES & SERVICE CANADA	2020-11-06	BMO1	PMCHQ00001453	\$903.86
EFT0005038	28877	HOULE PRINTING	2020-11-06	BMO1	PMCHQ00001453	\$618.24
EFT0005039	29140	JOHN DEERE FINANCIAL	2020-11-06	BMO1	PMCHQ00001453	\$86.08
EFT0005040	33777	KENDRICK EQUIPMENT 2003 LTD.	2020-11-06	BMO1	PMCHQ00001453	\$489.82
EFT0005041	34420	L B WOODCHOPPERS LTD	2020-11-06	BMO1	PMCHQ00001453	\$569.66
EFT0005042	36260	MCLEAN & HIGGINS LTD	2020-11-06	BMO1	PMCHQ00001453	\$796.14
EFT0005043	203674	MYRA SYSTEMS CORP	2020-11-06	BMO1	PMCHQ00001453	\$1,151.73
EFT0005044	204527	NUTRIEN AG SOLUTIONS INC	2020-11-06	BMO1	PMCHQ00001453	\$31.25
EFT0005045	27010	NUU-CHAH-NULTH TRIBAL COUNCIL	2020-11-06	BMO1	PMCHQ00001453	\$140.00
EFT0005046	42905	OAK CREEK GOLF & TURF INC.	2020-11-06	BMO1	PMCHQ00001453	\$1,373.14
EFT0005047	32500	PLANETCLEAN (NANAIMO) LTD	2020-11-06	BMO1	PMCHQ00001453	\$1,346.34
EFT0005048	46686	PROFIRE EMERGENCY EQUIPMENT IN	2020-11-06	BMO1	PMCHQ00001453	\$254.31
EFT0005049	47333	QUALITY FOODS	2020-11-06	BMO1	PMCHQ00001453	\$221.44
EFT0005050	206248	REBECCA TAYLOR	2020-11-06	BMO1	PMCHQ00001453	\$2,575.52
EFT0005051	50199	ROCKY MOUNTAIN PHOENIX	2020-11-06	BMO1	PMCHQ00001453	\$2,105.13
EFT0005052	50260	ROLLINS MACHINERY LTD	2020-11-06	BMO1	PMCHQ00001453	\$1,806.28
EFT0005053	9325	SHANKS, RONTI	2020-11-06	BMO1	PMCHQ00001453	\$364.93
EFT0005054	203980	SOGGE, PAULA	2020-11-06	BMO1	PMCHQ00001453	\$56.73
EFT0005055	9868	TECHNICAL SAFETY BC	2020-11-06	BMO1	PMCHQ00001453	\$1,105.00
EFT0005056	915751	THYSSENKRUPP ELEVATOR	2020-11-06	BMO1	PMCHQ00001453	\$634.11
EFT0005057	57040	UAP INC	2020-11-06	BMO1	PMCHQ00001453	\$20.15
EFT0005058	58172	VAN KAM FREIGHTWAYS LTD	2020-11-06	BMO1	PMCHQ00001453	\$300.47
EFT0005059	204597	WESTERN EQUIPMENT LTD	2020-11-06	BMO1	PMCHQ00001453	\$118.24
EFT0005060	203499	WESTVAC INDUSTRIAL LTD	2020-11-06	BMO1	PMCHQ00001453	\$93.69
EFT0005061	62740	WINDSOR PLYWOOD	2020-11-06	BMO1	PMCHQ00001453	\$195.06
EFT0005062	15580	CANADIAN UNION OF PUBLIC EMPLO	2020-11-18	BMO1	PMCHQ00001456	\$12,576.93
EFT0005063	45725	PORT ALBERNI CIVIC MANAGERS AS	2020-11-18	BMO1	PMCHQ00001456	\$460.00
EFT0005064	45800	PORT ALBERNI FIRE FIGHTERS ASS	2020-11-18	BMO1	PMCHQ00001456	\$8,037.00
EFT0005065	35130	YOUNG, ANDERSON	2020-11-18	BMO1	PMCHQ00001456	\$4,844.39
EFT0005066	27020	AIR LIQUIDE CANADA INC	2020-11-20	BMO1	PMCHQ00001458	\$212.04
EFT0005067	204741	ALBERNI FITNESS CENTRE	2020-11-20	BMO1	PMCHQ00001458	\$87.36
EFT0005068	200877	ALBERNI GLASS & MIRROR 2003 LT	2020-11-20	BMO1	PMCHQ00001458	\$201.95
EFT0005069	2540	ALBERNI INDUSTRIAL MARINE SUPP	2020-11-20	BMO1	PMCHQ00001458	\$887.67
EFT0005070	3665	ALBERNI VALLEY REFRIGERATION	2020-11-20	BMO1	PMCHQ00001458	\$5,452.02
EFT0005071	52570	ANDREW SHERET LIMITED	2020-11-20	BMO1	PMCHQ00001458	\$56,774.97
EFT0005072	5740	ASSOCIATED ENGINEERING (BC) LT	2020-11-20	BMO1	PMCHQ00001458	\$6,132.32
EFT0005073	9900	B C AIR FILTER LTD	2020-11-20	BMO1	PMCHQ00001458	\$282.09
EFT0005074	7000	BAILEY ELECTRIC CO LTD	2020-11-20	BMO1	PMCHQ00001458	\$11,091.15
EFT0005075	7860	BEAVER CREEK HOME CENTRE	2020-11-20	BMO1	PMCHQ00001458	\$1,352.09
EFT0005076	8600	BERK'S INTERTRUCK LTD	2020-11-20	BMO1	PMCHQ00001458	\$765.32
EFT0005077	9065	BLACK PRESS GROUP	2020-11-20	BMO1	PMCHQ00001458	\$268.01

City of Port Alberni
 VENDOR CHEQUE REGISTER REPORT
 Payables Management

* Voided Cheques

Cheque Number	Vendor ID	Vendor Cheque Name	Cheque Date	Chequebook ID	Audit Trail Code	Amount
EFT0005078	9475	BOWERMAN EXCAVATING LTD.	2020-11-20	BMO1	PMCHQ00001458	\$72,056.25
EFT0005079	54350	BRENNTAG CANADA INC.	2020-11-20	BMO1	PMCHQ00001458	\$2,188.39
EFT0005080	14380	CANADIAN LINEN AND UNIFORM SER	2020-11-20	BMO1	PMCHQ00001458	\$215.32
EFT0005081	204107	CANADIAN MARITIME ENGINEERING	2020-11-20	BMO1	PMCHQ00001458	\$50.77
EFT0005082	18740	COKELY WIRE ROPE LTD	2020-11-20	BMO1	PMCHQ00001458	\$931.40
EFT0005083	204614	COMMUNICATION CONNECTION	2020-11-20	BMO1	PMCHQ00001458	\$919.47
EFT0005084	29133	D R CLOUGH CONSULTING	2020-11-20	BMO1	PMCHQ00001458	\$1,458.45
EFT0005085	44880	DB PERKS & ASSOCIATES LTD.	2020-11-20	BMO1	PMCHQ00001458	\$108.04
EFT0005086	22200	DOLANS CONCRETE LTD	2020-11-20	BMO1	PMCHQ00001458	\$4,166.59
EFT0005087	23181	EMCO LIMITED	2020-11-20	BMO1	PMCHQ00001458	\$243.05
EFT0005088	42374	ENEX FUELS LTD.	2020-11-20	BMO1	PMCHQ00001458	\$314.25
EFT0005089	202415	ESC AUTOMATION INC	2020-11-20	BMO1	PMCHQ00001458	\$1,433.18
EFT0005090	204191	FOOTPRINTS SECURITY PATROL INC	2020-11-20	BMO1	PMCHQ00001458	\$57.75
EFT0005091	204276	GARDAWORLD	2020-11-20	BMO1	PMCHQ00001458	\$230.63
EFT0005092	27850	HAYLOCK BROS PAVING LTD	2020-11-20	BMO1	PMCHQ00001458	\$4,181.19
EFT0005093	28877	HOULE PRINTING	2020-11-20	BMO1	PMCHQ00001458	\$309.12
EFT0005094	204120	IRIDIA MEDICAL	2020-11-20	BMO1	PMCHQ00001458	\$813.57
EFT0005095	32270	JACK'S TIRE SALES & SERVICES L	2020-11-20	BMO1	PMCHQ00001458	\$8,137.89
EFT0005096	34215	KOERS & ASSOCIATES ENGINEERING	2020-11-20	BMO1	PMCHQ00001458	\$32,867.30
EFT0005097	34420	L B WOODCHOPPERS LTD	2020-11-20	BMO1	PMCHQ00001458	\$1,172.70
EFT0005098	206282	LEUCO CONSTRUCTION INC	2020-11-20	BMO1	PMCHQ00001458	\$138,746.72
EFT0005099	35105	LEWKOWICH ENGINEERING ASSOCIAT	2020-11-20	BMO1	PMCHQ00001458	\$589.94
EFT0005100	35132	LIFESAVING SOCIETY	2020-11-20	BMO1	PMCHQ00001458	\$354.00
EFT0005101	202355	LORDCO PARTS LTD	2020-11-20	BMO1	PMCHQ00001458	\$83.11
EFT0005102	36260	MCLEAN & HIGGINS LTD	2020-11-20	BMO1	PMCHQ00001458	\$3,863.47
EFT0005103	200307	MICROSERVE	2020-11-20	BMO1	PMCHQ00001458	\$4,354.56
EFT0005104	204256	ORCA HEALTH & SAFETY	2020-11-20	BMO1	PMCHQ00001458	\$210.00
EFT0005105	32500	PLANETCLEAN (NANAIMO) LTD	2020-11-20	BMO1	PMCHQ00001458	\$1,773.88
EFT0005106	201071	QUADIENT	2020-11-20	BMO1	PMCHQ00001458	\$3,370.85
EFT0005107	47333	QUALITY FOODS	2020-11-20	BMO1	PMCHQ00001458	\$286.33
EFT0005108	47950	RAYNER BRACHT CONSTRUCTION	2020-11-20	BMO1	PMCHQ00001458	\$11,851.03
EFT0005109	49140	REGIONAL DISTRICT OF ALBERNI C	2020-11-20	BMO1	PMCHQ00001458	\$38,316.00
EFT0005110	50260	ROLLINS MACHINERY LTD	2020-11-20	BMO1	PMCHQ00001458	\$1,806.34
EFT0005111	9868	TECHNICAL SAFETY BC	2020-11-20	BMO1	PMCHQ00001458	\$378.00
EFT0005112	200217	VOYSEY, SHANE	2020-11-20	BMO1	PMCHQ00001458	\$1,317.80
EFT0005113	35130	YOUNG, ANDERSON	2020-11-20	BMO1	PMCHQ00001458	\$7,979.66
EFT0005114	12586	CMJ EQUIPMENT	2020-11-20	BMO1	PMCHQ00001458	\$4,089.75
EFT0005115	1960	ALBERNI DISTRICT CO-OP ASSOC	2020-11-25	BMO1	PMCHQ00001460	\$191.17
EFT0005116	7860	BEAVER CREEK HOME CENTRE	2020-11-25	BMO1	PMCHQ00001460	\$115.09
EFT0005117	201803	CO-OPERATORS, THE	2020-11-25	BMO1	PMCHQ00001460	\$14,796.25
EFT0005118	203978	ENCORE BUSINESS SOLUTIONS INC	2020-11-25	BMO1	PMCHQ00001460	\$21,210.00
EFT0005119	202319	INDUSTRIAL ALLIANCE INSURANCE	2020-11-25	BMO1	PMCHQ00001460	\$482.00
EFT0005120	32400	JAL DESIGNS AND GRAPHICS INC	2020-11-25	BMO1	PMCHQ00001460	\$174.72
EFT0005121	35105	LEWKOWICH ENGINEERING ASSOCIAT	2020-11-25	BMO1	PMCHQ00001460	\$4,842.71
EFT0005122	49150	REGIONAL DISTRICT OF ALBERNI C	2020-11-25	BMO1	PMCHQ00001460	\$720.00
EFT0005123	27020	AIR LIQUIDE CANADA INC	2020-12-02	BMO1	PMCHQ00001463	\$148.67
EFT0005124	3120	ALBERNI TOWING	2020-12-02	BMO1	PMCHQ00001463	\$434.70
EFT0005125	3150	ALBERNI VALLEY CHAMBER OF COMM	2020-12-02	BMO1	PMCHQ00001463	\$21,422.00
EFT0005126	3665	ALBERNI VALLEY REFRIGERATION	2020-12-02	BMO1	PMCHQ00001463	\$1,033.97
EFT0005127	52570	ANDREW SHERET LIMITED	2020-12-02	BMO1	PMCHQ00001463	\$18,006.55
EFT0005128	7000	BAILEY ELECTRIC CO LTD	2020-12-02	BMO1	PMCHQ00001463	\$39,251.94
EFT0005129	7860	BEAVER CREEK HOME CENTRE	2020-12-02	BMO1	PMCHQ00001463	\$133.23
EFT0005130	8600	BERK'S INTERTRUCK LTD	2020-12-02	BMO1	PMCHQ00001463	\$1,113.20
EFT0005131	9475	BOWERMAN EXCAVATING LTD.	2020-12-02	BMO1	PMCHQ00001463	\$1,128.96
EFT0005132	9515	BOWMARK CONCRETE LTD.	2020-12-02	BMO1	PMCHQ00001463	\$756.91
EFT0005133	29133	D R CLOUGH CONSULTING	2020-12-02	BMO1	PMCHQ00001463	\$3,908.36
EFT0005134	23181	EMCO LIMITED	2020-12-02	BMO1	PMCHQ00001463	\$97.22
EFT0005135	26070	GRAPHICS FACTORY	2020-12-02	BMO1	PMCHQ00001463	\$672.00
EFT0005136	205009	GREGG DISTRIBUTORS (BC) LTD	2020-12-02	BMO1	PMCHQ00001463	\$126.07
EFT0005137	203557	HART, IAN	2020-12-02	BMO1	PMCHQ00001463	\$18.15
EFT0005138	33496	JUST RITE PRECISION SHARPENING	2020-12-02	BMO1	PMCHQ00001463	\$546.00
EFT0005139	35105	LEWKOWICH ENGINEERING ASSOCIAT	2020-12-02	BMO1	PMCHQ00001463	\$1,257.28
EFT0005140	50260	ROLLINS MACHINERY LTD	2020-12-02	BMO1	PMCHQ00001463	\$134.40

* Voided Cheques

Cheque Number	Vendor ID	Vendor Cheque Name	Cheque Date	Chequebook ID	Audit Trail Code	Amount
EFT0005141	202207	SHERINE INDUSTRIES LTD	2020-12-02	BMO1	PMCHQ00001463	\$98.45
EFT0005142	203980	SOGGE, PAULA	2020-12-02	BMO1	PMCHQ00001463	\$117.58
EFT0005143	205952	TERRANOVA WORLDWIDE CORPOARATI	2020-12-02	BMO1	PMCHQ00001463	\$3,770.81
EFT0005144	206306	TERRAWEST ENVIRONMENTAL INC	2020-12-02	BMO1	PMCHQ00001463	\$132,777.41
EFT0005145	205691	TRITECH GROUP LTD	2020-12-02	BMO1	PMCHQ00001463	\$377,219.62
EFT0005146	204597	WESTERN EQUIPMENT LTD	2020-12-02	BMO1	PMCHQ00001463	\$243.05
EFT0005147	203978	ENCORE BUSINESS SOLUTIONS INC	2020-12-02	BMO1	PMCHQ00001465	\$10,755.19
EFT0005148	202585	ARNETT, MIKE	2020-12-09	BMO1	PMCHQ00001467	\$35.65
EFT0005149	204775	BODIN, KRISTA	2020-12-09	BMO1	PMCHQ00001467	\$420.00
EFT0005150	204191	FOOTPRINTS SECURITY PATROL INC	2020-12-09	BMO1	PMCHQ00001467	\$10,209.15
EFT0005151	206306	TERRAWEST ENVIRONMENTAL INC	2020-12-09	BMO1	PMCHQ00001467	\$375,869.51
EFT0005152	205825	ABELL PEST CONTROL INC	2020-12-10	BMO1	PMCHQ00001471	\$311.88
EFT0005153	45585	ALBERNI ECO DRY CLEANERS	2020-12-10	BMO1	PMCHQ00001471	\$1,168.65
EFT0005154	2540	ALBERNI INDUSTRIAL MARINE SUPP	2020-12-10	BMO1	PMCHQ00001471	\$83.99
EFT0005155	3120	ALBERNI TOWING	2020-12-10	BMO1	PMCHQ00001471	\$96.60
EFT0005156	3150	ALBERNI VALLEY CHAMBER OF COMM	2020-12-10	BMO1	PMCHQ00001471	\$3,042.00
EFT0005157	52570	ANDREW SHERET LIMITED	2020-12-10	BMO1	PMCHQ00001471	\$252.40
EFT0005158	5740	ASSOCIATED ENGINEERING (BC) LT	2020-12-10	BMO1	PMCHQ00001471	\$11,891.43
EFT0005159	7000	BAILEY ELECTRIC CO LTD	2020-12-10	BMO1	PMCHQ00001471	\$1,385.84
EFT0005160	7860	BEAVER CREEK HOME CENTRE	2020-12-10	BMO1	PMCHQ00001471	\$443.37
EFT0005161	8600	BERK'S INTERTRUCK LTD	2020-12-10	BMO1	PMCHQ00001471	\$1,072.26
EFT0005162	54350	BRENNTAG CANADA INC.	2020-12-10	BMO1	PMCHQ00001471	\$795.80
EFT0005163	14380	CANADIAN LINEN AND UNIFORM SER	2020-12-10	BMO1	PMCHQ00001471	\$359.76
EFT0005164	204107	CANADIAN MARITIME ENGINEERING	2020-12-10	BMO1	PMCHQ00001471	\$539.14
EFT0005165	23250	COASTAL PEST MANAGEMENT	2020-12-10	BMO1	PMCHQ00001471	\$94.50
EFT0005166	18740	COKELY WIRE ROPE LTD	2020-12-10	BMO1	PMCHQ00001471	\$145.38
EFT0005167	204614	COMMUNICATION CONNECTION	2020-12-10	BMO1	PMCHQ00001471	\$6,249.77
EFT0005168	44880	DB PERKS & ASSOCIATES LTD.	2020-12-10	BMO1	PMCHQ00001471	\$1,263.55
EFT0005169	22200	DOLANS CONCRETE LTD	2020-12-10	BMO1	PMCHQ00001471	\$12,516.46
EFT0005170	203978	ENCORE BUSINESS SOLUTIONS INC	2020-12-10	BMO1	PMCHQ00001471	\$672.00
EFT0005171	42374	ENEX FUELS LTD.	2020-12-10	BMO1	PMCHQ00001471	\$21,749.95
EFT0005172	202415	ESC AUTOMATION INC	2020-12-10	BMO1	PMCHQ00001471	\$1,248.65
EFT0005173	24890	FLOORING DEPOT	2020-12-10	BMO1	PMCHQ00001471	\$8,257.32
EFT0005174	25368	GENESIS FIRE PROTECTION	2020-12-10	BMO1	PMCHQ00001471	\$421.05
EFT0005175	205009	GREGG DISTRIBUTORS (BC) LTD	2020-12-10	BMO1	PMCHQ00001471	\$272.56
EFT0005176	26710	GUILLEVIN INT. INC. IND/SAFETY	2020-12-10	BMO1	PMCHQ00001471	\$383.32
EFT0005177	27009	HACH SALES & SERVICE CANADA	2020-12-10	BMO1	PMCHQ00001471	\$5,435.38
EFT0005178	27850	HAYLOCK BROS PAVING LTD	2020-12-10	BMO1	PMCHQ00001471	\$5,166.69
EFT0005179	28877	HOULE PRINTING	2020-12-10	BMO1	PMCHQ00001471	\$2,153.43
EFT0005180	30194	INLAND KENWORTH/PARKER PACIFIC	2020-12-10	BMO1	PMCHQ00001471	\$70.21
EFT0005181	34420	L B WOODCHOPPERS LTD	2020-12-10	BMO1	PMCHQ00001471	\$1,310.51
EFT0005182	203605	MCCONNELL, ROBYN	2020-12-10	BMO1	PMCHQ00001471	\$4.13
EFT0005183	36260	MCLEAN & HIGGINS LTD	2020-12-10	BMO1	PMCHQ00001471	\$761.29
EFT0005184	42905	OAK CREEK GOLF & TURF INC.	2020-12-10	BMO1	PMCHQ00001471	\$342.57
EFT0005185	32500	PLANETCLEAN (NANAIMO) LTD	2020-12-10	BMO1	PMCHQ00001471	\$434.78
EFT0005186	45995	PORT ALBERNI ONLINE	2020-12-10	BMO1	PMCHQ00001471	\$787.50
EFT0005187	46595	PRAXAIR DISTRIBUTION	2020-12-10	BMO1	PMCHQ00001471	\$96.47
EFT0005188	47333	QUALITY FOODS	2020-12-10	BMO1	PMCHQ00001471	\$444.34
EFT0005189	47950	RAYNER BRACHT CONSTRUCTION	2020-12-10	BMO1	PMCHQ00001471	\$104,822.65
EFT0005190	206248	REBECCA TAYLOR	2020-12-10	BMO1	PMCHQ00001471	\$3,954.83
EFT0005192	49140	REGIONAL DISTRICT OF ALBERNI C	2020-12-10	BMO1	PMCHQ00001471	\$36,426.70
EFT0005193	49150	REGIONAL DISTRICT OF ALBERNI C	2020-12-10	BMO1	PMCHQ00001471	\$531.70
EFT0005194	915751	THYSSENKRUPP ELEVATOR	2020-12-10	BMO1	PMCHQ00001471	\$558.40
EFT0005195	203234	VAN ISLE FORD	2020-12-10	BMO1	PMCHQ00001471	\$1,492.28
EFT0005196	203499	WESTVAC INDUSTRIAL LTD	2020-12-10	BMO1	PMCHQ00001471	\$1,211.61
EFT0005197	59700	WL SOLUTIONS LTD	2020-12-10	BMO1	PMCHQ00001471	\$1,923.60
EFT0005198	35130	YOUNG, ANDERSON	2020-12-10	BMO1	PMCHQ00001471	\$4,153.21
EFT0005199	52570	ANDREW SHERET LIMITED	2020-12-16	BMO1	PMCHQ00001473	\$4,347.86
EFT0005200	9065	BLACK PRESS GROUP	2020-12-16	BMO1	PMCHQ00001473	\$190.31
EFT0005202	203417	HAUTZINGER, TIM	2020-12-16	BMO1	PMCHQ00001473	\$16.76
EFT0005203	34420	L B WOODCHOPPERS LTD	2020-12-16	BMO1	PMCHQ00001473	\$115.93
EFT0005204	200307	MICROSERVE	2020-12-16	BMO1	PMCHQ00001473	\$5,766.88
EFT0005205	32500	PLANETCLEAN (NANAIMO) LTD	2020-12-16	BMO1	PMCHQ00001473	\$140.85

City of Port Alberni
 VENDOR CHEQUE REGISTER REPORT
 Payables Management

* Voided Cheques

Cheque Number	Vendor ID	Vendor Cheque Name	Cheque Date	Chequebook ID	Audit Trail Code	Amount
EFT0005206	45995	PORT ALBERNI ONLINE	2020-12-16	BMO1	PMCHQ00001473	\$372.34
EFT0005207	203495	THINQ TECHNOLOGIES LTD	2020-12-16	BMO1	PMCHQ00001473	\$1,276.58
EFT0005208	205691	TRITECH GROUP LTD	2020-12-16	BMO1	PMCHQ00001473	\$882,192.87
EFT0005209	204597	WESTERN EQUIPMENT LTD	2020-12-16	BMO1	PMCHQ00001473	\$486.11
EFT0005210	204557	FUSIONCINE	2020-12-16	BMO1	PMCHQ00001474	\$1,274.17
EFT0005211	555	ACHINBACK FOUNDRY	2020-12-22	BMO1	PMCHQ00001476	\$500.33
EFT0005212	640	ACME SUPPLIES LTD	2020-12-22	BMO1	PMCHQ00001476	\$46.62
EFT0005213	27020	AIR LIQUIDE CANADA INC	2020-12-22	BMO1	PMCHQ00001476	\$124.61
EFT0005214	1960	ALBERNI DISTRICT CO-OP ASSOC	2020-12-22	BMO1	PMCHQ00001476	\$280.05
EFT0005215	45585	ALBERNI ECO DRY CLEANERS	2020-12-22	BMO1	PMCHQ00001476	\$63.00
EFT0005216	200877	ALBERNI GLASS & MIRROR 2003 LT	2020-12-22	BMO1	PMCHQ00001476	\$581.18
EFT0005217	2540	ALBERNI INDUSTRIAL MARINE SUPP	2020-12-22	BMO1	PMCHQ00001476	\$197.27
EFT0005218	3665	ALBERNI VALLEY REFRIGERATION	2020-12-22	BMO1	PMCHQ00001476	\$3,216.85
EFT0005219	52570	ANDREW SHERET LIMITED	2020-12-22	BMO1	PMCHQ00001476	\$80.09
EFT0005220	7000	BAILEY ELECTRIC CO LTD	2020-12-22	BMO1	PMCHQ00001476	\$121.28
EFT0005221	9065	BLACK PRESS GROUP	2020-12-22	BMO1	PMCHQ00001476	\$163.01
EFT0005222	54350	BRENNTAG CANADA INC.	2020-12-22	BMO1	PMCHQ00001476	\$5,060.37
EFT0005223	14380	CANADIAN LINEN AND UNIFORM SER	2020-12-22	BMO1	PMCHQ00001476	\$133.73
EFT0005224	55727	CENTRAL SQUARE	2020-12-22	BMO1	PMCHQ00001476	\$34,867.62
EFT0005225	44880	DB PERKS & ASSOCIATES LTD.	2020-12-22	BMO1	PMCHQ00001476	\$273.31
EFT0005226	22200	DOLANS CONCRETE LTD	2020-12-22	BMO1	PMCHQ00001476	\$4,410.09
EFT0005227	23450	EVITT ELECTRIC CO LTD	2020-12-22	BMO1	PMCHQ00001476	\$145.46
EFT0005228	915759	FORMAN, SANDI	2020-12-22	BMO1	PMCHQ00001476	\$64.64
EFT0005229	204276	GARDAWORLD	2020-12-22	BMO1	PMCHQ00001476	\$90.72
EFT0005230	205009	GREGG DISTRIBUTORS (BC) LTD	2020-12-22	BMO1	PMCHQ00001476	\$352.17
EFT0005231	201898	HOOPER, DAVID	2020-12-22	BMO1	PMCHQ00001476	\$200.00
EFT0005232	205999	KELSEY PIPELINES LTD	2020-12-22	BMO1	PMCHQ00001476	\$1,050.00
EFT0005233	204813	KILPATRICK TESTING	2020-12-22	BMO1	PMCHQ00001476	\$840.00
EFT0005234	34215	KOERS & ASSOCIATES ENGINEERING	2020-12-22	BMO1	PMCHQ00001476	\$37,957.20
EFT0005235	34420	L B WOODCHOPPERS LTD	2020-12-22	BMO1	PMCHQ00001476	\$390.53
EFT0005236	206282	LEUCO CONSTRUCTION INC	2020-12-22	BMO1	PMCHQ00001476	\$138,420.40
EFT0005237	35105	LEWKOWICH ENGINEERING ASSOCIAT	2020-12-22	BMO1	PMCHQ00001476	\$1,519.77
EFT0005238	36260	MCLEAN & HIGGINS LTD	2020-12-22	BMO1	PMCHQ00001476	\$347.75
EFT0005239	27010	NUU-CHAH-NULTH TRIBAL COUNCIL	2020-12-22	BMO1	PMCHQ00001476	\$207.00
EFT0005240	45800	PORT ALBERNI FIRE FIGHTERS ASS	2020-12-22	BMO1	PMCHQ00001476	\$5,358.00
EFT0005241	46595	PRAXAIR DISTRIBUTION	2020-12-22	BMO1	PMCHQ00001476	\$77.74
EFT0005242	201071	QUADIANT	2020-12-22	BMO1	PMCHQ00001476	\$671.33
EFT0005243	47333	QUALITY FOODS	2020-12-22	BMO1	PMCHQ00001476	\$164.77
EFT0005244	48370	RECEIVER GENERAL FOR CANADA -	2020-12-22	BMO1	PMCHQ00001476	\$370,784.20
EFT0005245	49150	REGIONAL DISTRICT OF ALBERNI C	2020-12-22	BMO1	PMCHQ00001476	\$720.00
EFT0005246	50260	ROLLINS MACHINERY LTD	2020-12-22	BMO1	PMCHQ00001476	\$1,470.28
EFT0005247	206015	SET SAFETY	2020-12-22	BMO1	PMCHQ00001476	\$735.00
EFT0005248	206306	TERRAWEST ENVIRONMENTAL INC	2020-12-22	BMO1	PMCHQ00001476	\$576,226.54
EFT0005249	205691	TRITECH GROUP LTD	2020-12-22	BMO1	PMCHQ00001476	\$34,085.31
EFT0005250	58660	VANCOUVER ISLAND REGIONAL LIBR	2020-12-22	BMO1	PMCHQ00001476	\$198,115.00
EFT0005251	200217	VOYSEY, SHANE	2020-12-22	BMO1	PMCHQ00001476	\$638.00
EFT0005252	62740	WINDSOR PLYWOOD	2020-12-22	BMO1	PMCHQ00001476	\$2,020.40
EFT0005253	50199	ROCKY MOUNTAIN PHOENIX	2020-12-22	BMO1	PMCHQ00001476	\$714.00
EFT0005254	27020	AIR LIQUIDE CANADA INC	2020-12-29	BMO1	PMCHQ00001478	\$555.75
EFT0005255	3120	ALBERNI TOWING	2020-12-29	BMO1	PMCHQ00001478	\$96.60
EFT0005256	52570	ANDREW SHERET LIMITED	2020-12-29	BMO1	PMCHQ00001478	\$9,467.62
EFT0005257	10950	B C TRANSIT	2020-12-29	BMO1	PMCHQ00001478	\$135,850.76
EFT0005258	8600	BERK'S INTERTRUCK LTD	2020-12-29	BMO1	PMCHQ00001478	\$92.41
EFT0005259	201803	CO-OPERATORS, THE	2020-12-29	BMO1	PMCHQ00001478	\$14,762.36
EFT0005260	34420	L B WOODCHOPPERS LTD	2020-12-29	BMO1	PMCHQ00001478	\$309.01
EFT0005261	32500	PLANETCLEAN (NANAIMO) LTD	2020-12-29	BMO1	PMCHQ00001478	\$5,150.55
EFT0005262	45820	PORT ALBERNI FRIENDSHIP CENTRE	2020-12-29	BMO1	PMCHQ00001478	\$1,000.00
EFT0005263	45995	PORT ALBERNI ONLINE	2020-12-29	BMO1	PMCHQ00001478	\$1,415.16
EFT0005264	47950	RAYNER BRACHT CONSTRUCTION	2020-12-29	BMO1	PMCHQ00001478	\$1,056.68
EFT0005265	9325	SHANKS, RONTI	2020-12-29	BMO1	PMCHQ00001478	\$63.25
EFT0005266	202319	INDUSTRIAL ALLIANCE INSURANCE	2020-12-29	BMO1	PMCHQ00001478	\$483.04

* Voided Cheques

Cheque Number	Vendor ID	Vendor Cheque Name	Cheque Date	Chequebook ID	Audit Trail Code	Amount

Total Cheques:	873			Total Amount of Cheques:		\$16,843,862.86
						=====

May 13 - Dec 31 20

System: 2021-04-12 9:59:04 AM
 User Date: 2021-04-12

City of Port Alberni
 VENDOR CHEQUE REGISTER REPORT
 Payables Management

Page: 1
 User ID: SPENCER_M

Ranges:	From:	To:	From:	To:
Cheque Number	146196	147817	Cheque Date	First
Vendor ID	First	Last	Chequebook ID	First
Vendor Name	First	Last		Last

Sorted By: Cheque Number

* Voided Cheques

Cheque Number	Vendor ID	Vendor Cheque Name	Cheque Date	Chequebook ID	Audit Trail Code	Amount
146196	206151	BAKKEN, CINDY-LEIGH	2020-05-13	BMO1	PMCHQ00001365	\$96.00
146197	206008	LACROIX, MARK	2020-05-13	BMO1	PMCHQ00001365	\$6,009.97
146198	205913	PRECISION SERVICE & PUMPS INC	2020-05-13	BMO1	PMCHQ00001365	\$76,642.35
146199	206086	REYNOLDS, BRANDY	2020-05-13	BMO1	PMCHQ00001365	\$242.00
146200	52450	SHAW CABLE	2020-05-13	BMO1	PMCHQ00001365	\$402.09
146201	10868	TELUS MOBILITY CELLULAR INC	2020-05-13	BMO1	PMCHQ00001365	\$4,985.19
146202	34311	KRANEVELDT, ROB	2020-05-19	BMO1	PMCHQ00001366	\$1,722.06
146203	22410	DUKE, LAWRENCE	2020-05-20	BMO1	PMCHQ00001368	\$600.00
146204	16501	FORTIS BC - NATURAL GAS	2020-05-20	BMO1	PMCHQ00001368	\$10,416.96
146205	52450	SHAW CABLE	2020-05-20	BMO1	PMCHQ00001368	\$362.14
146206	10920	TELUS	2020-05-20	BMO1	PMCHQ00001368	\$5,370.29
146207	559	0946982 BC LTD	2020-05-22	BMO1	PMCHQ00001370	\$3,794.81
146208	560	ACKLANDS - GRAINGER INC	2020-05-22	BMO1	PMCHQ00001370	\$297.15
146209	1765	ALBERNI CHRYSLER LTD.	2020-05-22	BMO1	PMCHQ00001370	\$75.11
146210	29104	ALBERNI COLOUR CORNER	2020-05-22	BMO1	PMCHQ00001370	\$141.10
146211	1800	ALBERNI COMMUNICATIONS & ELECT	2020-05-22	BMO1	PMCHQ00001370	\$268.80
146212	2870	ALBERNI PAVING & CONTRACTING L	2020-05-22	BMO1	PMCHQ00001370	\$4,624.88
146213	204035	ALBERNI TOYOTA	2020-05-22	BMO1	PMCHQ00001370	\$63.30
146214	203076	ALBERNI VALLEY VACUUMS	2020-05-22	BMO1	PMCHQ00001370	\$838.88
146215	52570	ANDREW SHERET LIMITED	2020-05-22	BMO1	PMCHQ00001370	\$33.70
146216	203977	APPLIED INDUSTRIAL TECHNOLOGIE	2020-05-22	BMO1	PMCHQ00001370	\$15.10
146217	6801	B PLETTI CONTRACTING, INC.	2020-05-22	BMO1	PMCHQ00001370	\$603.75
146218	203484	CAMLOCK HOLDINGS LTD	2020-05-22	BMO1	PMCHQ00001370	\$6,599.64
146219	15301	CANADIAN TIRE #488	2020-05-22	BMO1	PMCHQ00001370	\$74.34
146220	17550	CIRCLE DAIRY 1987 LTD	2020-05-22	BMO1	PMCHQ00001370	\$106.30
146221	17640	CITY OF PORT ALBERNI	2020-05-22	BMO1	PMCHQ00001370	\$152.52
146222	203788	CLOVERDALE PAINT INC	2020-05-22	BMO1	PMCHQ00001370	\$67.38
146223	205015	ELECTRON METALWORKS LTD	2020-05-22	BMO1	PMCHQ00001370	\$1,836.80
146224	23960	FENCELINE PRODUCTS LTD	2020-05-22	BMO1	PMCHQ00001370	\$1,399.45
146225	55160	FRED SURRIDGE LTD	2020-05-22	BMO1	PMCHQ00001370	\$604.27
146226	25436	GIRISON LAUNDROMAT	2020-05-22	BMO1	PMCHQ00001370	\$168.00
146227	29260	HYLAND PRECAST INC	2020-05-22	BMO1	PMCHQ00001370	\$1,609.44
146228	205963	ITEL NETWORKS INC	2020-05-22	BMO1	PMCHQ00001370	\$4,588.75
146229	203777	KLITSA DOORS (2012) LTD	2020-05-22	BMO1	PMCHQ00001370	\$1,274.50
146230	203600	LOOMIS EXPRESS	2020-05-22	BMO1	PMCHQ00001370	\$9.02
146231	206154	MATTHEWS, ROSS	2020-05-22	BMO1	PMCHQ00001370	\$126.00
146232	203389	MINISTER OF GOVERNMENT SERVICE	2020-05-22	BMO1	PMCHQ00001370	\$162.30
146233	205536	NANAIMO MITSUBISHI	2020-05-22	BMO1	PMCHQ00001370	\$33.60
146234	205038	NAUTILUS ENVIRONMENTAL COMPANY	2020-05-22	BMO1	PMCHQ00001370	\$735.00
146235	205857	OCEANSIDE SALES & PACKAGING	2020-05-22	BMO1	PMCHQ00001370	\$355.98
146236	205082	ONLINE LEARNING CENTRE	2020-05-22	BMO1	PMCHQ00001370	\$1,050.00
146237	205559	PETER B KEY ENTERPRISES LTD	2020-05-22	BMO1	PMCHQ00001370	\$1,377.60
146238	205662	PROTELEC ALARMS	2020-05-22	BMO1	PMCHQ00001370	\$71.40
146239	46845	PSYCHOMETRICS	2020-05-22	BMO1	PMCHQ00001370	\$656.25
146240	206152	RIPLEY, JOSIE	2020-05-22	BMO1	PMCHQ00001370	\$171.20
146241	206153	SAWATZKY, BRIAN	2020-05-22	BMO1	PMCHQ00001370	\$130.20
146242	53910	SOUTHSIDE AUTO SUPPLY LTD	2020-05-22	BMO1	PMCHQ00001370	\$2,753.89
146243	203124	STAPLES ADVANTAGE	2020-05-22	BMO1	PMCHQ00001370	\$229.25
146244	202288	STAPLES/ BD# 321 PORT ALBERNI	2020-05-22	BMO1	PMCHQ00001370	\$497.57
146245	205016	SUPERIOR FARMS LTD	2020-05-22	BMO1	PMCHQ00001370	\$7,816.20
146246	203420	SUPREMEX INC	2020-05-22	BMO1	PMCHQ00001370	\$1,052.05
146247	205501	TOTEM TREE OPERATIONS	2020-05-22	BMO1	PMCHQ00001370	\$2,674.87
146248	57050	UBCM - Union of BC Municipalit	2020-05-22	BMO1	PMCHQ00001370	\$336.53
146249	203581	UPS CANADA	2020-05-22	BMO1	PMCHQ00001370	\$16.82
146250	16659	VANCOUVER ISLAND HEALTH AUTHOR	2020-05-22	BMO1	PMCHQ00001370	\$250.00
146251	60613	WESTCOAST HOME HARDWARE	2020-05-22	BMO1	PMCHQ00001370	\$172.24

* Voided Cheques

Cheque Number	Vendor ID	Vendor Cheque Name	Cheque Date	Chequebook ID	Audit Trail Code	Amount
146252	206149	WESTERN OIL SERVICES	2020-05-22	BM01	PMCHQ00001370	\$2,456.81
146253	62751	WISHBONE INDUSTRIES LTD.	2020-05-22	BM01	PMCHQ00001370	\$8,284.16
146254	559	0946982 BC LTD	2020-05-27	BM01	PMCHQ00001372	\$1,816.61
146255	205759	CHRISTOPHER POUGET	2020-05-27	BM01	PMCHQ00001372	\$525.00
146256	206020	CORAL SAWKINS, CPA, CGA	2020-05-27	BM01	PMCHQ00001372	\$5,223.09
146257	37125	VANCOUVER ISLAND UNIVERSITY	2020-05-27	BM01	PMCHQ00001372	\$2,625.00
146258	205871	WAYMARK	2020-05-27	BM01	PMCHQ00001372	\$535.50
146259	206456	WERNER, GYSI	2020-05-27	BM01	PMCHQ00001372	\$57.60
146260	250	A C E COURIER SERVICES	2020-06-04	BM01	PMCHQ00001373	\$580.52
146261	205019	ECOLLABORATE NOW	2020-06-04	BM01	PMCHQ00001373	\$1,897.50
146262	204278	GUY, BRIAN	2020-06-04	BM01	PMCHQ00001373	\$28.00
146263	206157	MILLER, RICHARD	2020-06-04	BM01	PMCHQ00001373	\$88.20
146264	206158	MURPHY, WENDY	2020-06-04	BM01	PMCHQ00001373	\$927.97
146265	53650	S P C A	2020-06-04	BM01	PMCHQ00001373	\$12,294.96
146266	52450	SHAW CABLE	2020-06-04	BM01	PMCHQ00001373	\$1,574.89
146267	10920	TELUS	2020-06-04	BM01	PMCHQ00001373	\$2,387.00
146268	16659	VANCOUVER ISLAND HEALTH AUTHOR	2020-06-04	BM01	PMCHQ00001373	\$700.00
146269	559	0946982 BC LTD	2020-06-05	BM01	PMCHQ00001375	\$796.32
146270	250	A C E COURIER SERVICES	2020-06-05	BM01	PMCHQ00001375	\$74.83
146271	560	ACKLANDS - GRAINGER INC	2020-06-05	BM01	PMCHQ00001375	\$368.18
146272	201833	ADDY POWER LTD	2020-06-05	BM01	PMCHQ00001375	\$866.25
146273	205170	ADELHARDT CONCRETE PLUS	2020-06-05	BM01	PMCHQ00001375	\$9,747.55
146274	1800	ALBERNI COMMUNICATIONS & ELECT	2020-06-05	BM01	PMCHQ00001375	\$217.28
146275	52571	ANDREW SHERET LIMITED - PARKSV	2020-06-05	BM01	PMCHQ00001375	\$1,095.05
146276	203794	ANIXTER CANADA INC	2020-06-05	BM01	PMCHQ00001375	\$1,449.27
146277	204128	APW ENGINEERING INC.	2020-06-05	BM01	PMCHQ00001375	\$1,039.50
146278	5743	ASSOCIATED FIRE & SAFETY INC.	2020-06-05	BM01	PMCHQ00001375	\$3,047.19
146279	206082	BOURGAIN, SHAWN	2020-06-05	BM01	PMCHQ00001375	\$91.74
146280	206161	C G MECHANICAL SERVICE LTD	2020-06-05	BM01	PMCHQ00001375	\$4,431.53
146281	15301	CANADIAN TIRE #488	2020-06-05	BM01	PMCHQ00001375	\$233.41
146282	17550	CIRCLE DAIRY 1987 LTD	2020-06-05	BM01	PMCHQ00001375	\$37.17
146283	18735	COFFEE FUND	2020-06-05	BM01	PMCHQ00001375	\$81.00
146284	19263	COMMUNITY FUTURES DEVELOPMENT	2020-06-05	BM01	PMCHQ00001375	\$52,999.90
146285	200718	D'SIGN GUY	2020-06-05	BM01	PMCHQ00001375	\$252.00
146286	203480	ENVIROSMART BIODEGRADABLES	2020-06-05	BM01	PMCHQ00001375	\$2,427.00
146287	55160	FRED SURRIDGE LTD	2020-06-05	BM01	PMCHQ00001375	\$1,276.47
146288	204783	GILCHRIST, JESSICA	2020-06-05	BM01	PMCHQ00001375	\$111.06
146289	25436	GIRISON LAUNDROMAT	2020-06-05	BM01	PMCHQ00001375	\$1,014.30
146290	203117	GUILLEVIN INTERNATIONAL CO	2020-06-05	BM01	PMCHQ00001375	\$266,565.77
146291	27300	HANDY ANDY MAINTENANCE LTD	2020-06-05	BM01	PMCHQ00001375	\$121.17
146292	206159	HICKS MORLEY HAMILTON STEWART	2020-06-05	BM01	PMCHQ00001375	\$2,516.51
146293	31750	ISLAND OVERHEAD DOOR 1979 LTD	2020-06-05	BM01	PMCHQ00001375	\$147.16
146294	203693	LADYBIRD ENGRAVING & WEB CREAT	2020-06-05	BM01	PMCHQ00001375	\$50.63
146295	36890	M B LABORATORIES LTD	2020-06-05	BM01	PMCHQ00001375	\$3,637.20
146296	203991	MCLEOD, TINA	2020-06-05	BM01	PMCHQ00001375	\$7.15
146297	204164	ORKIN CANADA	2020-06-05	BM01	PMCHQ00001375	\$351.76
146298	43435	P & R WESTERN STAR TRUCKS	2020-06-05	BM01	PMCHQ00001375	\$5,337.85
146299	204572	RAIDER HANSEN	2020-06-05	BM01	PMCHQ00001375	\$174.58
146300	205749	REVOLUTION ENVIRONMENTAL SOLUT	2020-06-05	BM01	PMCHQ00001375	\$218.40
146301	50265	ROTO-ROOTER	2020-06-05	BM01	PMCHQ00001375	\$1,028.95
146302	52733	SHRED-IT INTERNATIONAL ULC	2020-06-05	BM01	PMCHQ00001375	\$259.26
146303	202267	SMITH, AUDREY	2020-06-05	BM01	PMCHQ00001375	\$110.62
146304	206009	SPEEDY GLASS	2020-06-05	BM01	PMCHQ00001375	\$540.46
146305	54170	STAFF FUND	2020-06-05	BM01	PMCHQ00001375	\$61.00
146306	203124	STAPLES ADVANTAGE	2020-06-05	BM01	PMCHQ00001375	\$1,510.65
146307	205016	SUPERIOR FARMS LTD	2020-06-05	BM01	PMCHQ00001375	\$15,750.19
146308	205501	TOTEM TREE OPERATIONS	2020-06-05	BM01	PMCHQ00001375	\$5,635.88
146309	206120	VISSERS SALES CORP	2020-06-05	BM01	PMCHQ00001375	\$3,521.70
146310	59750	WALCO INDUSTRIES LTD	2020-06-05	BM01	PMCHQ00001375	\$1,278.90
146311	60794	WEST VAN ISLE CONTRACTING CO.	2020-06-05	BM01	PMCHQ00001375	\$336.00
146312	200530	YELLOW PAGES GROUP	2020-06-05	BM01	PMCHQ00001375	\$48.52
146313	10360	B C HYDRO & POWER AUTHORITY	2020-06-10	BM01	PMCHQ00001377	\$70,151.13
146314	206176	CARROLL, JENNIFER	2020-06-10	BM01	PMCHQ00001377	\$205.00

City of Port Alberni
 VENDOR CHEQUE REGISTER REPORT
 Payables Management

* Voided Cheques

Cheque Number	Vendor ID	Vendor Cheque Name	Cheque Date	Chequebook ID	Audit Trail Code	Amount
146315	206164	CHRETIEN, SUSAN	2020-06-10	BMO1	PMCHQ00001377	\$126.00
146316	206170	CREBER, CAREY	2020-06-10	BMO1	PMCHQ00001377	\$136.50
146317	206172	DBA SILENCING	2020-06-10	BMO1	PMCHQ00001377	\$1,000.00
146318	206171	EDGAR, ANNA	2020-06-10	BMO1	PMCHQ00001377	\$126.00
146319	206175	FISH, ROBERT	2020-06-10	BMO1	PMCHQ00001377	\$126.00
146320	206163	GOORTS, SARA	2020-06-10	BMO1	PMCHQ00001377	\$119.70
146321	205354	HAMILTON, DEBRA	2020-06-10	BMO1	PMCHQ00001377	\$434.95
146322	27300	HANDY ANDY MAINTENANCE LTD	2020-06-10	BMO1	PMCHQ00001377	\$800.00
146323	206169	LOYD, RICK	2020-06-10	BMO1	PMCHQ00001377	\$105.00
146324	206173	NISA INTERNET SOLUTIONS	2020-06-10	BMO1	PMCHQ00001377	\$1,186.50
146325	206165	OLDFIELD, MARILYN	2020-06-10	BMO1	PMCHQ00001377	\$63.00
146326	205073	P I FINANCIAL CORP	2020-06-10	BMO1	PMCHQ00001377	\$14,356.00
146327	45850	PORT ALBERNI PORT AUTHORITY	2020-06-10	BMO1	PMCHQ00001377	\$262,500.00
146328	46530	PORTTILA, LINDA	2020-06-10	BMO1	PMCHQ00001377	\$216.85
146329	205676	PROJECT 529, INC	2020-06-10	BMO1	PMCHQ00001377	\$1,500.00
146330	200900	RECEIVER GENERAL FOR CANADA -	2020-06-10	BMO1	PMCHQ00001377	\$25.00
146331	206086	REYNOLDS, BRANDY	2020-06-10	BMO1	PMCHQ00001377	\$374.00
146332	203689	RICOH CANADA	2020-06-10	BMO1	PMCHQ00001377	\$5,849.73
146333	206168	ROGERS, LINDA	2020-06-10	BMO1	PMCHQ00001377	\$252.00
146334	206167	SAIGLE, DON	2020-06-10	BMO1	PMCHQ00001377	\$63.00
146335	52450	SHAW CABLE	2020-06-10	BMO1	PMCHQ00001377	\$469.51
146336	206174	SLAMMERS GYM	2020-06-10	BMO1	PMCHQ00001377	\$450.00
146337	203503	SWAIN, DEB	2020-06-10	BMO1	PMCHQ00001377	\$1,238.59
146338	10920	TELUS	2020-06-10	BMO1	PMCHQ00001377	\$479.63
146339	205138	THORPE, WILLA	2020-06-10	BMO1	PMCHQ00001377	\$84.00
146340	206166	TILLEY, JESSICA M	2020-06-10	BMO1	PMCHQ00001377	\$139.65
146341	202165	WALKER, DAN	2020-06-10	BMO1	PMCHQ00001377	\$350.00
146342	200530	YELLOW PAGES GROUP	2020-06-10	BMO1	PMCHQ00001377	\$6.30
146343	17640	CITY OF PORT ALBERNI	2020-06-17	BMO1	PMCHQ00001379	\$200.00
146344	206180	HUSTED, THOMAS	2020-06-17	BMO1	PMCHQ00001379	\$30.00
146345	47000	PUROLATOR INC	2020-06-17	BMO1	PMCHQ00001379	\$78.76
146346	206179	ROYENDYK, COURTNEY	2020-06-17	BMO1	PMCHQ00001379	\$42.00
146347	10920	TELUS	2020-06-17	BMO1	PMCHQ00001379	\$4,962.73
146348	559	0946982 BC LTD	2020-06-19	BMO1	PMCHQ00001381	\$2,153.87
146349	1400	AL BROWN ROOFING	2020-06-19	BMO1	PMCHQ00001381	\$120.75
146350	5743	ASSOCIATED FIRE & SAFETY INC.	2020-06-19	BMO1	PMCHQ00001381	\$1,013.25
146351	204852	BURWOOD'S MOTOR SERVICE	2020-06-19	BMO1	PMCHQ00001381	\$74.81
146352	203484	CAMLOCK HOLDINGS LTD	2020-06-19	BMO1	PMCHQ00001381	\$201.92
146353	15301	CANADIAN TIRE #488	2020-06-19	BMO1	PMCHQ00001381	\$111.44
146354	205686	CHANDER RESTAURANT LTD	2020-06-19	BMO1	PMCHQ00001381	\$221.41
146355	203765	CHEETHAM, DAN	2020-06-19	BMO1	PMCHQ00001381	\$5.83
146356	205759	CHRISTOPHER POUGET	2020-06-19	BMO1	PMCHQ00001381	\$577.50
146357	17550	CIRCLE DAIRY 1987 LTD	2020-06-19	BMO1	PMCHQ00001381	\$62.28
146358	206081	CLARK'S HOUSEHOLD MOVING	2020-06-19	BMO1	PMCHQ00001381	\$6,825.00
146359	203788	CLOVERDALE PAINT INC	2020-06-19	BMO1	PMCHQ00001381	\$1,773.07
146360	205019	ECOLLABORATE NOW	2020-06-19	BMO1	PMCHQ00001381	\$750.00
146361	204832	FLAG OUTLET LTD.	2020-06-19	BMO1	PMCHQ00001381	\$5,312.33
146362	16501	FORTIS BC - NATURAL GAS	2020-06-19	BMO1	PMCHQ00001381	\$5,965.47
146363	205687	HANDICARE CANADA, LTD	2020-06-19	BMO1	PMCHQ00001381	\$540.00
146364	27300	HANDY ANDY MAINTENANCE LTD	2020-06-19	BMO1	PMCHQ00001381	\$213.90
146365	206181	JENSEN, ELLEN & PETER	2020-06-19	BMO1	PMCHQ00001381	\$347.89
146366	202219	JOSEPH, MARVIN	2020-06-19	BMO1	PMCHQ00001381	\$353.65
146367	203600	LOOMIS EXPRESS	2020-06-19	BMO1	PMCHQ00001381	\$45.79
146368	36890	M B LABORATORIES LTD	2020-06-19	BMO1	PMCHQ00001381	\$205.80
146369	206177	NEILSON STRATEGIES INC	2020-06-19	BMO1	PMCHQ00001381	\$6,665.93
146370	43530	PACIFIC CUSTOMS BROKERS	2020-06-19	BMO1	PMCHQ00001381	\$412.28
146371	47000	PUROLATOR INC	2020-06-19	BMO1	PMCHQ00001381	\$81.16
146372	204764	REVOLUTION ENVIRONMENTAL SOLUT	2020-06-19	BMO1	PMCHQ00001381	\$99.75
146373	205040	RICHMOND ELEVATOR	2020-06-19	BMO1	PMCHQ00001381	\$273.00
146374	205031	SECURTEK MONITORING SOLUTIONS	2020-06-19	BMO1	PMCHQ00001381	\$472.50
146375	52450	SHAW CABLE	2020-06-19	BMO1	PMCHQ00001381	\$113.05
146376	52733	SHRED-IT INTERNATIONAL ULC	2020-06-19	BMO1	PMCHQ00001381	\$178.49
146377	53910	SOUTHSIDE AUTO SUPPLY LTD	2020-06-19	BMO1	PMCHQ00001381	\$1,779.76

* Voided Cheques

Cheque Number	Vendor ID	Vendor Cheque Name	Cheque Date	Chequebook ID	Audit Trail Code	Amount
146378	203124	STAPLES ADVANTAGE	2020-06-19	BMO1	PMCHQ00001381	\$561.31
146379	202394	STRATHCON INDUSTRIES	2020-06-19	BMO1	PMCHQ00001381	\$653.17
146380	10868	TELUS MOBILITY CELLULAR INC	2020-06-19	BMO1	PMCHQ00001381	\$4,292.54
146381	205596	THE VALLEY VIBE	2020-06-19	BMO1	PMCHQ00001381	\$1,575.00
146382	60613	WESTCOAST HOME HARDWARE	2020-06-19	BMO1	PMCHQ00001381	\$291.30
146383	203688	CDW CANADA	2020-06-24	BMO1	PMCHQ00001383	\$597.72
146384	205759	CHRISTOPHER POUGET	2020-06-24	BMO1	PMCHQ00001383	\$2,100.00
146385	206184	COLYN, YVONNE	2020-06-24	BMO1	PMCHQ00001383	\$126.00
146386	200282	DR G E DEPAPE	2020-06-24	BMO1	PMCHQ00001383	\$40.00
146387	203958	GAGNON, MICHELLE	2020-06-24	BMO1	PMCHQ00001383	\$22.31
146388	206182	ISLAND TROPICS TANNING STUDIO	2020-06-24	BMO1	PMCHQ00001383	\$132.00
146389	205975	MNP LLP	2020-06-24	BMO1	PMCHQ00001383	\$5,512.50
146390	205662	PROTELEC ALARMS	2020-06-24	BMO1	PMCHQ00001383	\$344.40
146391	52450	SHAW CABLE	2020-06-24	BMO1	PMCHQ00001383	\$1,018.92
146392	206183	TESSIER, TIFFANY	2020-06-24	BMO1	PMCHQ00001383	\$126.00
146393	205894	THE GO-TO GUYS	2020-06-24	BMO1	PMCHQ00001383	\$252.00
146394	62751	WISHBONE INDUSTRIES LTD.	2020-06-24	BMO1	PMCHQ00001383	\$1,753.92
146395	206160	ZOOM VIDEO COMMUNICATIONS INC	2020-06-24	BMO1	PMCHQ00001383	\$12,000.00
146396	201833	ADDY POWER LTD	2020-06-30	BMO1	PMCHQ00001385	\$14,485.23
146397	205170	ADELHARDT CONCRETE PLUS	2020-06-30	BMO1	PMCHQ00001385	\$3,150.00
146398	10530	ENVIRONMENTAL OPERATORS	2020-06-30	BMO1	PMCHQ00001385	\$52.50
146399	202959	FORT GARRY FIRE TRUCKS	2020-06-30	BMO1	PMCHQ00001385	\$546.06
146400	206090	HADDON	2020-06-30	BMO1	PMCHQ00001385	\$698.88
146401	206178	KEY FOOD EQUIPMENT SERVICES	2020-06-30	BMO1	PMCHQ00001385	\$383.04
146402	205981	MINISTRY OF FORESTS, LANDS, NATU	2020-06-30	BMO1	PMCHQ00001385	\$688.62
146403	202727	NORTH ISLAND 9-1-1 CORPORATION	2020-06-30	BMO1	PMCHQ00001385	\$2,700.00
146404	204578	ONSITE ENGINEERING LTD	2020-06-30	BMO1	PMCHQ00001385	\$3,572.63
146405	206188	PORT ALBERNI BALLHOCKEY LEAGUE	2020-06-30	BMO1	PMCHQ00001385	\$764.40
146406	53650	S P C A	2020-06-30	BMO1	PMCHQ00001385	\$12,294.96
146407	206187	STELMACHER, JAMES	2020-06-30	BMO1	PMCHQ00001385	\$20.00
146408	202394	STRATHCON INDUSTRIES	2020-06-30	BMO1	PMCHQ00001385	\$38.17
146409	205501	TOTEM TREE OPERATIONS	2020-06-30	BMO1	PMCHQ00001385	\$2,444.93
146410	203499	WESTVAC INDUSTRIAL LTD	2020-06-30	BMO1	PMCHQ00001385	\$1,745.47
146411	63140	WYNANS FURNITURE & UPHOLSTERY	2020-06-30	BMO1	PMCHQ00001385	\$224.00
146412	203576	JAMIESON, MICHELE	2020-07-03	BMO1	PMCHQ00001386	\$89,242.85
146413	205906	ALEXANDER'S CONTRACT SERVICES	2020-07-08	BMO1	PMCHQ00001388	\$819.42
146414	10360	B C HYDRO & POWER AUTHORITY	2020-07-08	BMO1	PMCHQ00001388	\$72,596.36
146415	203729	CANADIAN MENTAL HEALTH - PORT	2020-07-08	BMO1	PMCHQ00001388	\$950.00
146416	17640	CITY OF PORT ALBERNI	2020-07-08	BMO1	PMCHQ00001388	\$21,889.18
146417	204361	CUSSON, DAVE	2020-07-08	BMO1	PMCHQ00001388	\$130.41
146418	206191	JACKSON, CLINON R	2020-07-08	BMO1	PMCHQ00001388	\$1,238.77
146419	915744	SCHWARZ, MIKI	2020-07-08	BMO1	PMCHQ00001388	\$110.00
146420	52450	SHAW CABLE	2020-07-08	BMO1	PMCHQ00001388	\$439.57
146421	202288	STAPLES/ BD# 321 PORT ALBERNI	2020-07-08	BMO1	PMCHQ00001388	\$3,046.40
146422	205138	THORPE, WILLA	2020-07-08	BMO1	PMCHQ00001388	\$600.00
146423	17640	CITY OF PORT ALBERNI	2020-07-08	BMO1	PMCHQ00001389	\$630.00
146424	250	A C E COURIER SERVICES	2020-07-09	BMO1	PMCHQ00001391	\$74.87
146425	560	ACKLANDS - GRAINGER INC	2020-07-09	BMO1	PMCHQ00001391	\$994.74
146426	205842	AGGRESSIVE TRUCK REPAIR	2020-07-09	BMO1	PMCHQ00001391	\$748.43
146427	205522	BANG THE TABLE	2020-07-09	BMO1	PMCHQ00001391	\$11,200.00
146428	37050	BLACK MAGIC DESIGN LTD	2020-07-09	BMO1	PMCHQ00001391	\$228.48
146429	205079	BRITTON, SHAYLA	2020-07-09	BMO1	PMCHQ00001391	\$86.02
146430	206161	C G MECHANICAL SERVICE LTD	2020-07-09	BMO1	PMCHQ00001391	\$1,777.12
146431	203484	CAMLOCK HOLDINGS LTD	2020-07-09	BMO1	PMCHQ00001391	\$2,516.16
146432	15301	CANADIAN TIRE #488	2020-07-09	BMO1	PMCHQ00001391	\$279.36
146433	17550	CIRCLE DAIRY 1987 LTD	2020-07-09	BMO1	PMCHQ00001391	\$121.84
146434	203788	CLOVERDALE PAINT INC	2020-07-09	BMO1	PMCHQ00001391	\$3,024.45
146435	18735	COFFEE FUND	2020-07-09	BMO1	PMCHQ00001391	\$58.50
146436	19263	COMMUNITY FUTURES DEVELOPMENT	2020-07-09	BMO1	PMCHQ00001391	\$17,100.10
146437	206190	FRANKLIN FOREST PRODUCTS LTD	2020-07-09	BMO1	PMCHQ00001391	\$5,600.00
146438	55160	FRED SURRIDGE LTD	2020-07-09	BMO1	PMCHQ00001391	\$3,528.61
146439	204783	GILCHRIST, JESSICA	2020-07-09	BMO1	PMCHQ00001391	\$195.65
146440	202624	GORTAN, JUDY	2020-07-09	BMO1	PMCHQ00001391	\$36.75

City of Port Alberni
 VENDOR CHEQUE REGISTER REPORT
 Payables Management

* Voided Cheques

Cheque Number	Vendor ID	Vendor Cheque Name	Cheque Date	Chequebook ID	Audit Trail Code	Amount
146441	37255	GREAT WEST EQUIPMENT	2020-07-09	BMO1	PMCHQ00001391	\$1,535.53
146442	203117	GUILLEVIN INTERNATIONAL CO	2020-07-09	BMO1	PMCHQ00001391	\$732.62
146443	27300	HANDY ANDY MAINTENANCE LTD	2020-07-09	BMO1	PMCHQ00001391	\$77.30
146444	200497	HENGSPERGER, ZSOLT	2020-07-09	BMO1	PMCHQ00001391	\$158.95
146445	206186	HIGH, CHRISTOPHER	2020-07-09	BMO1	PMCHQ00001391	\$84.00
146446	55523	IRWIN AIR LTD	2020-07-09	BMO1	PMCHQ00001391	\$292.27
146447	206193	LOVER, DYAN	2020-07-09	BMO1	PMCHQ00001391	\$55.00
146448	36890	M B LABORATORIES LTD	2020-07-09	BMO1	PMCHQ00001391	\$751.12
146449	38079	MERIT FURNITURE	2020-07-09	BMO1	PMCHQ00001391	\$2,588.88
146450	38560	MINISTER OF FINANCE - Product	2020-07-09	BMO1	PMCHQ00001391	\$85.00
146451	204164	ORKIN CANADA	2020-07-09	BMO1	PMCHQ00001391	\$175.88
146452	206189	PACIFIC WEST HOME APPLIANCE	2020-07-09	BMO1	PMCHQ00001391	\$89.25
146453	44660	PEARSON TIRE LTD	2020-07-09	BMO1	PMCHQ00001391	\$417.74
146454	45850	PORT ALBERNI PORT AUTHORITY	2020-07-09	BMO1	PMCHQ00001391	\$945.00
146455	46620	PRICE'S ALARM SYSTEMS	2020-07-09	BMO1	PMCHQ00001391	\$157.34
146456	205662	PROTELEC ALARMS	2020-07-09	BMO1	PMCHQ00001391	\$357.00
146457	204572	RAIDER HANSEN	2020-07-09	BMO1	PMCHQ00001391	\$139.78
146458	205031	SECURTEK MONITORING SOLUTIONS	2020-07-09	BMO1	PMCHQ00001391	\$283.50
146459	53726	SOFTCHOICE CORP	2020-07-09	BMO1	PMCHQ00001391	\$1,915.20
146460	53910	SOUTHSIDE AUTO SUPPLY LTD	2020-07-09	BMO1	PMCHQ00001391	\$412.78
146461	54170	STAFF FUND	2020-07-09	BMO1	PMCHQ00001391	\$61.00
146462	203124	STAPLES ADVANTAGE	2020-07-09	BMO1	PMCHQ00001391	\$1,633.32
146463	205501	TOTEM TREE OPERATIONS	2020-07-09	BMO1	PMCHQ00001391	\$8,573.25
146464	60613	WESTCOAST HOME HARDWARE	2020-07-09	BMO1	PMCHQ00001391	\$176.46
146465	250	A C E COURIER SERVICES	2020-07-16	BMO1	PMCHQ00001393	\$1,169.08
146466	204827	ATS TRAFFIC BRITISH COLUMBIA	2020-07-16	BMO1	PMCHQ00001393	\$527.23
146467	204251	COLCLOUGH, BRANDON	2020-07-16	BMO1	PMCHQ00001393	\$90.00
146468	16501	FORTIS BC - NATURAL GAS	2020-07-16	BMO1	PMCHQ00001393	\$3,095.36
146469	99851	FUDGE, NORM	2020-07-16	BMO1	PMCHQ00001393	\$219.00
146470	31360	ISLAND BUSINESS PRINT GROUP LT	2020-07-16	BMO1	PMCHQ00001393	\$369.60
146471	205963	ITEL NETWORKS INC	2020-07-16	BMO1	PMCHQ00001393	\$8,912.90
146472	38860	MINISTER OF FINANCE	2020-07-16	BMO1	PMCHQ00001393	\$2,567.31
146473	25322	PORT ALBERNI FIRE DEPARTMENT P	2020-07-16	BMO1	PMCHQ00001393	\$183.75
146474	205913	PRECISION SERVICE & PUMPS INC	2020-07-16	BMO1	PMCHQ00001393	\$194,272.34
146475	206196	RDM LAWYERS LLP	2020-07-16	BMO1	PMCHQ00001393	\$113.32
146476	52450	SHAW CABLE	2020-07-16	BMO1	PMCHQ00001393	\$362.14
146477	202288	STAPLES/ BD# 321 PORT ALBERNI	2020-07-16	BMO1	PMCHQ00001393	\$20.34
146478	204218	STEPHEN, JOHN	2020-07-16	BMO1	PMCHQ00001393	\$90.00
146479	10920	TELUS	2020-07-16	BMO1	PMCHQ00001393	\$6,823.61
146480	10868	TELUS MOBILITY CELLULAR INC	2020-07-16	BMO1	PMCHQ00001393	\$4,636.29
146481	206200	ALLAN, ANNA J	2020-07-22	BMO1	PMCHQ00001395	\$1,316.37
146482	7400	BANK OF NOVA SCOTIA	2020-07-22	BMO1	PMCHQ00001395	\$1,985.69
146483	206192	CALANCIE, BRADY	2020-07-22	BMO1	PMCHQ00001395	\$840.00
146484	205574	CIBC	2020-07-22	BMO1	PMCHQ00001395	\$1,045.00
146485	204361	CUSSON, DAVE	2020-07-22	BMO1	PMCHQ00001395	\$168.81
146486	16501	FORTIS BC - NATURAL GAS	2020-07-22	BMO1	PMCHQ00001395	\$1,454.79
146487	203384	MAY, COLLEEN	2020-07-22	BMO1	PMCHQ00001395	\$856.87
146488	35574	MCAP SERVICE CORP.	2020-07-22	BMO1	PMCHQ00001395	\$1,540.00
146489	205822	OWENS, MIKE	2020-07-22	BMO1	PMCHQ00001395	\$486.68
146490	205662	PROTELEC ALARMS	2020-07-22	BMO1	PMCHQ00001395	\$37.80
146491	50351	RBC ROYAL BANK OF CANADA	2020-07-22	BMO1	PMCHQ00001395	\$3,342.04
146492	206201	ST JACQUES, MARIE C	2020-07-22	BMO1	PMCHQ00001395	\$142.50
146493	206203	STODDARD, SUSAN	2020-07-22	BMO1	PMCHQ00001395	\$2,700.58
146494	206202	STUART, KAREN	2020-07-22	BMO1	PMCHQ00001395	\$275.01
146495	56398	TD CANADA TRUST	2020-07-22	BMO1	PMCHQ00001395	\$825.00
146496	206204	THIBEAU, NADINE	2020-07-22	BMO1	PMCHQ00001395	\$18.06
146497	206199	WOODTHORPE, TARJA	2020-07-22	BMO1	PMCHQ00001395	\$3,247.99
146498	206160	ZOOM VIDEO COMMUNICATIONS INC	2020-07-22	BMO1	PMCHQ00001395	\$185.00
146499	559	0946982 BC LTD	2020-07-23	BMO1	PMCHQ00001397	\$2,257.93
146500	560	ACKLANDS - GRAINGER INC	2020-07-23	BMO1	PMCHQ00001397	\$2,214.88
146501	205842	AGGRESSIVE TRUCK REPAIR	2020-07-23	BMO1	PMCHQ00001397	\$559.70
146502	205943	ALBERNI AQUATIC ASSOCIATION	2020-07-23	BMO1	PMCHQ00001397	\$79.80
146503	2870	ALBERNI PAVING & CONTRACTING L	2020-07-23	BMO1	PMCHQ00001397	\$8,387.25

City of Port Alberni
 VENDOR CHEQUE REGISTER REPORT
 Payables Management

* Voided Cheques

Cheque Number	Vendor ID	Vendor Cheque Name	Cheque Date	Chequebook ID	Audit Trail Code	Amount
146504	5743	ASSOCIATED FIRE & SAFETY INC.	2020-07-23	BM01	PMCHQ00001397	\$2,150.84
146505	204852	BURWOOD'S MOTOR SERVICE	2020-07-23	BM01	PMCHQ00001397	\$617.29
146506	203484	CAMLOCK HOLDINGS LTD	2020-07-23	BM01	PMCHQ00001397	\$443.18
146507	15301	CANADIAN TIRE #488	2020-07-23	BM01	PMCHQ00001397	\$242.28
146508	205927	CINNABAR VALLEY FARMS LTD	2020-07-23	BM01	PMCHQ00001397	\$317.14
146509	17550	CIRCLE DAIRY 1987 LTD	2020-07-23	BM01	PMCHQ00001397	\$196.28
146510	203788	CLOVERDALE PAINT INC	2020-07-23	BM01	PMCHQ00001397	\$795.09
146511	19263	COMMUNITY FUTURES DEVELOPMENT	2020-07-23	BM01	PMCHQ00001397	\$6,000.00
146512	204129	DAST WELDING INC	2020-07-23	BM01	PMCHQ00001397	\$80.89
146513	23960	FENCELINE PRODUCTS LTD	2020-07-23	BM01	PMCHQ00001397	\$50.20
146514	55160	FRED SURRIDGE LTD	2020-07-23	BM01	PMCHQ00001397	\$13,034.14
146515	206090	HADDON	2020-07-23	BM01	PMCHQ00001397	\$1,510.88
146516	27366	HARBOURVIEW COLLISION LTD	2020-07-23	BM01	PMCHQ00001397	\$719.25
146517	202134	LEAVITT MACHINERY	2020-07-23	BM01	PMCHQ00001397	\$471.50
146518	203600	LOOMIS EXPRESS	2020-07-23	BM01	PMCHQ00001397	\$38.36
146519	36890	M B LABORATORIES LTD	2020-07-23	BM01	PMCHQ00001397	\$70.01
146520	35585	MCCOY LAKE EXCAVATING LTD	2020-07-23	BM01	PMCHQ00001397	\$537.60
146521	38101	MICHELIN NORTH AMERICA (CANADA	2020-07-23	BM01	PMCHQ00001397	\$2,633.43
146522	203389	MINISTER OF GOVERNMENT SERVICE	2020-07-23	BM01	PMCHQ00001397	\$158.87
146523	44660	PEARSON TIRE LTD	2020-07-23	BM01	PMCHQ00001397	\$78.40
146524	204792	PIANO FORTE AND TUNING SERVICE	2020-07-23	BM01	PMCHQ00001397	\$585.09
146525	206195	POIRIER PAINTING	2020-07-23	BM01	PMCHQ00001397	\$4,500.00
146526	45850	PORT ALBERNI PORT AUTHORITY	2020-07-23	BM01	PMCHQ00001397	\$125,000.00
146527	205554	PUBLIMEDIA COMMUNICATIONS INC	2020-07-23	BM01	PMCHQ00001397	\$3,150.00
146528	205877	RECYCLE MATTERS	2020-07-23	BM01	PMCHQ00001397	\$40.00
146529	53650	S P C A	2020-07-23	BM01	PMCHQ00001397	\$12,294.96
146530	52450	SHAW CABLE	2020-07-23	BM01	PMCHQ00001397	\$110.83
146531	52733	SHRED-IT INTERNATIONAL ULC	2020-07-23	BM01	PMCHQ00001397	\$86.42
146532	53910	SOUTHSIDE AUTO SUPPLY LTD	2020-07-23	BM01	PMCHQ00001397	\$1,512.95
146533	203124	STAPLES ADVANTAGE	2020-07-23	BM01	PMCHQ00001397	\$1,034.52
146534	202394	STRATHCON INDUSTRIES	2020-07-23	BM01	PMCHQ00001397	\$91.01
146535	55250	SYBERTECH WASTE REDUCTION	2020-07-23	BM01	PMCHQ00001397	\$3,571.27
146536	56340	TOMKO SPORTS SYSTEMS INC	2020-07-23	BM01	PMCHQ00001397	\$200.02
146537	205501	TOTEM TREE OPERATIONS	2020-07-23	BM01	PMCHQ00001397	\$8,701.88
146538	203230	TRANSWORLD IMPORTS INC	2020-07-23	BM01	PMCHQ00001397	\$3,079.39
146539	206194	VICTORIA LAKE	2020-07-23	BM01	PMCHQ00001397	\$1,500.00
146540	60613	WESTCOAST HOME HARDWARE	2020-07-23	BM01	PMCHQ00001397	\$190.39
146541	63140	WYNANS FURNITURE & UPHOLSTERY	2020-07-23	BM01	PMCHQ00001397	\$224.00
146542	1750	ALBERNI CLAYOQUOT REGIONAL HOS	2020-07-29	BM01	PMCHQ00001402	\$667,300.00
146543	206082	BOURGAIN, SHAWN	2020-07-29	BM01	PMCHQ00001402	\$44.91
146544	205759	CHRISTOPHER POUGET	2020-07-29	BM01	PMCHQ00001402	\$3,675.00
146545	204361	CUSSON, DAVE	2020-07-29	BM01	PMCHQ00001402	\$132.59
146546	290067	NORTH ISLAND TRACTOR	2020-07-29	BM01	PMCHQ00001402	\$1,351.80
146547	44450	PARKS RECREATION & HERITAGE	2020-07-29	BM01	PMCHQ00001402	\$150.00
146548	915744	SCHWARZ, MIKI	2020-07-29	BM01	PMCHQ00001402	\$32.00
146549	202394	STRATHCON INDUSTRIES	2020-07-29	BM01	PMCHQ00001402	\$317.08
146550	205894	THE GO-TO GUYS	2020-07-29	BM01	PMCHQ00001402	\$441.00
146551	205138	THORPE, WILLA	2020-07-29	BM01	PMCHQ00001402	\$73.84
146553	206207	Vickie Barr	2020-07-29	BM01	PMCHQ00001402	\$588.84
146554	204648	WEST COAST AQUATIC MANAGEMENT	2020-07-29	BM01	PMCHQ00001402	\$71.40
146555	204436	BOS, LORI	2020-08-05	BM01	PMCHQ00001404	\$103.79
146556	18975	COLYN'S NURSERY & GARDEN CENTR	2020-08-05	BM01	PMCHQ00001404	\$77.18
146557	206206	Daniela Karrass	2020-08-05	BM01	PMCHQ00001404	\$5,175.00
146558	204783	GILCHRIST, JESSICA	2020-08-05	BM01	PMCHQ00001404	\$57.99
146560	205257	HARVEST THYME FINE FOODS LTD	2020-08-05	BM01	PMCHQ00001404	\$277.20
146561	204534	RAYMOND JAMES LTD	2020-08-05	BM01	PMCHQ00001404	\$12,000,000.00
146562	204573	SARA DARLING	2020-08-05	BM01	PMCHQ00001404	\$282.38
146563	206204	THIBEAU, NADINE	2020-08-05	BM01	PMCHQ00001404	\$98.12
146564	7403	BANK OF NOVA SCOTIA,THE	2020-08-06	BM01	PMCHQ00001406	\$275.00
146565	203484	CAMLOCK HOLDINGS LTD	2020-08-06	BM01	PMCHQ00001406	\$120.75
146566	15301	CANADIAN TIRE #488	2020-08-06	BM01	PMCHQ00001406	\$556.24
146567	203688	CDW CANADA	2020-08-06	BM01	PMCHQ00001406	\$767.80
146568	17550	CIRCLE DAIRY 1987 LTD	2020-08-06	BM01	PMCHQ00001406	\$35.96

City of Port Alberni
 VENDOR CHEQUE REGISTER REPORT
 Payables Management

* Voided Cheques

Cheque Number	Vendor ID	Vendor Cheque Name	Cheque Date	Chequebook ID	Audit Trail Code	Amount
146569	203788	CLOVERDALE PAINT INC	2020-08-06	BMO1	PMCHQ00001406	\$1,015.09
146570	205911	COASTAL RISK SOLUTIONS	2020-08-06	BMO1	PMCHQ00001406	\$1,083.60
146571	206208	Colin and Kathleen Kelly	2020-08-06	BMO1	PMCHQ00001406	\$155.00
146572	200718	D'SIGN GUY	2020-08-06	BMO1	PMCHQ00001406	\$112.00
146573	22526	DUNCAN ELECTRIC MOTOR LTD	2020-08-06	BMO1	PMCHQ00001406	\$2,474.51
146574	206008	LACROIX, MARK	2020-08-06	BMO1	PMCHQ00001406	\$5,700.00
146575	36890	M B LABORATORIES LTD	2020-08-06	BMO1	PMCHQ00001406	\$2,842.01
146576	204398	MAUKE, MAUKE	2020-08-06	BMO1	PMCHQ00001406	\$157.50
146577	38079	MERIT FURNITURE	2020-08-06	BMO1	PMCHQ00001406	\$404.89
146578	204164	ORKIN CANADA	2020-08-06	BMO1	PMCHQ00001406	\$175.88
146579	52450	SHAW CABLE	2020-08-06	BMO1	PMCHQ00001406	\$620.27
146580	53726	SOFTCHOICE CORP	2020-08-06	BMO1	PMCHQ00001406	\$1,568.00
146581	201900	SOURCE OFFICE FURNISHINGS	2020-08-06	BMO1	PMCHQ00001406	\$291.20
146582	53910	SOUTHSIDE AUTO SUPPLY LTD	2020-08-06	BMO1	PMCHQ00001406	\$1,030.49
146583	203124	STAPLES ADVANTAGE	2020-08-06	BMO1	PMCHQ00001406	\$397.53
146584	202394	STRATHCON INDUSTRIES	2020-08-06	BMO1	PMCHQ00001406	\$75.67
146585	56340	TOMKO SPORTS SYSTEMS INC	2020-08-06	BMO1	PMCHQ00001406	\$206.32
146586	205501	TOTEM TREE OPERATIONS	2020-08-06	BMO1	PMCHQ00001406	\$8,337.00
146587	60613	WESTCOAST HOME HARDWARE	2020-08-06	BMO1	PMCHQ00001406	\$86.54
146588	200530	YELLOW PAGES GROUP	2020-08-06	BMO1	PMCHQ00001406	\$24.26
146589	559	0946982 BC LTD	2020-08-13	BMO1	PMCHQ00001408	\$3,568.22
146590	560	ACKLANDS - GRAINGER INC	2020-08-13	BMO1	PMCHQ00001408	\$129.02
146591	10360	B C HYDRO & POWER AUTHORITY	2020-08-13	BMO1	PMCHQ00001408	\$76,857.88
146592	15301	CANADIAN TIRE #488	2020-08-13	BMO1	PMCHQ00001408	\$327.52
146593	203688	CDW CANADA	2020-08-13	BMO1	PMCHQ00001408	\$60.72
146594	204361	CUSSON, DAVE	2020-08-13	BMO1	PMCHQ00001408	\$25.16
146595	206211	DEWITT,MARCIE	2020-08-13	BMO1	PMCHQ00001408	\$6,300.00
146596	206213	EBY, JESSE A	2020-08-13	BMO1	PMCHQ00001408	\$500.00
146597	24391	FIRST NATIONAL FINANCIAL LP	2020-08-13	BMO1	PMCHQ00001408	\$275.00
146598	55160	FRED SURRIDGE LTD	2020-08-13	BMO1	PMCHQ00001408	\$3,465.30
146599	204281	LONG & MCQUADE	2020-08-13	BMO1	PMCHQ00001408	\$1,026.56
146600	206214	MCLEOD, MITCH	2020-08-13	BMO1	PMCHQ00001408	\$226.80
146602	206215	SALVATION ARMY	2020-08-13	BMO1	PMCHQ00001408	\$170.00
146603	52450	SHAW CABLE	2020-08-13	BMO1	PMCHQ00001408	\$362.14
146604	10920	TELUS	2020-08-13	BMO1	PMCHQ00001408	\$237.44
146605	206212	THE ITALIAN HALL EVENTS CENTRE	2020-08-13	BMO1	PMCHQ00001408	\$1,000.00
146606	204848	VERITIV CANADA, INC	2020-08-13	BMO1	PMCHQ00001408	\$1,445.36
146607	205871	WAYMARK	2020-08-13	BMO1	PMCHQ00001408	\$2,100.00
146608	60613	WESTCOAST HOME HARDWARE	2020-08-13	BMO1	PMCHQ00001408	\$164.04
146609	559	0946982 BC LTD	2020-08-19	BMO1	PMCHQ00001410	\$2,189.46
146610	202435	1018173 BC LTD(FRESH AIR CINEM	2020-08-19	BMO1	PMCHQ00001410	\$2,781.20
146611	205842	AGGRESSIVE TRUCK REPAIR	2020-08-19	BMO1	PMCHQ00001410	\$568.16
146612	29104	ALBERNI COLOUR CORNER	2020-08-19	BMO1	PMCHQ00001410	\$60.00
146613	1800	ALBERNI COMMUNICATIONS & ELECT	2020-08-19	BMO1	PMCHQ00001410	\$107.52
146614	205829	ALLNORTH CONSULTANTS LTD	2020-08-19	BMO1	PMCHQ00001410	\$93.71
146615	2002045	ALZHEIMER'S SOCIETY OF BC	2020-08-19	BMO1	PMCHQ00001410	\$30.01
146616	202518	AMERICAN PUBLIC WORKS ASSOCIAT	2020-08-19	BMO1	PMCHQ00001410	\$249.90
146617	206216	ARISTA, JULIAN	2020-08-19	BMO1	PMCHQ00001410	\$112.00
146618	202820	ARROWSMITH ROTARY	2020-08-19	BMO1	PMCHQ00001410	\$4,896.77
146619	205129	BRICK, JANELLE	2020-08-19	BMO1	PMCHQ00001410	\$850.00
146620	206142	BUTLER CONCRETE & AGGREGATE LT	2020-08-19	BMO1	PMCHQ00001410	\$2,170.23
146621	15301	CANADIAN TIRE #488	2020-08-19	BMO1	PMCHQ00001410	\$78.20
146622	203688	CDW CANADA	2020-08-19	BMO1	PMCHQ00001410	\$93.21
146623	206217	CHATWIN, CODY M	2020-08-19	BMO1	PMCHQ00001410	\$1,828.98
146624	17550	CIRCLE DAIRY 1987 LTD	2020-08-19	BMO1	PMCHQ00001410	\$178.83
146625	205743	CLARKSTONE & DEARIN NOTARY COR	2020-08-19	BMO1	PMCHQ00001410	\$79.48
146626	202866	COASTAL BRIDGE & CONSTRUCTION	2020-08-19	BMO1	PMCHQ00001410	\$597.53
146627	18735	COFFEE FUND	2020-08-19	BMO1	PMCHQ00001410	\$144.00
146628	203885	CROSS, TRAVIS	2020-08-19	BMO1	PMCHQ00001410	\$72.00
146629	204129	DAST WELDING INC	2020-08-19	BMO1	PMCHQ00001410	\$9.29
146630	18008	DOROTHY CLARKSTONE NOTARY CORP	2020-08-19	BMO1	PMCHQ00001410	\$672.96
146631	206218	FLETCHER, WENDY	2020-08-19	BMO1	PMCHQ00001410	\$770.00
146632	204144	FRONTLINE OUTFITTERS	2020-08-19	BMO1	PMCHQ00001410	\$497.20

City of Port Alberni
 VENDOR CHEQUE REGISTER REPORT
 Payables Management

* Voided Cheques

Cheque Number	Vendor ID	Vendor Cheque Name	Cheque Date	Chequebook ID	Audit Trail Code	Amount
146633	25436	GIRISON LAUNDROMAT	2020-08-19	BMO1	PMCHQ00001410	\$1,018.50
146634	205569	GRANNEMAN, JOSEPHINE	2020-08-19	BMO1	PMCHQ00001410	\$73.50
146635	205264	HIGGINS, JORDAN	2020-08-19	BMO1	PMCHQ00001410	\$36.75
146636	204778	ISLAND BEVERAGE SERVICES	2020-08-19	BMO1	PMCHQ00001410	\$225.38
146637	31495	ISLAND FIRE PROTECTION LTD.	2020-08-19	BMO1	PMCHQ00001410	\$616.67
146638	32620	JIMS CLOTHES CLOSET	2020-08-19	BMO1	PMCHQ00001410	\$1,471.68
146639	202219	JOSEPH, MARVIN	2020-08-19	BMO1	PMCHQ00001410	\$96.80
146640	206209	LEADERS INTERNATIONAL	2020-08-19	BMO1	PMCHQ00001410	\$11,943.74
146641	36890	M B LABORATORIES LTD	2020-08-19	BMO1	PMCHQ00001410	\$7,290.52
146642	37107	MAINROAD MID-ISLAND CONTRACTIN	2020-08-19	BMO1	PMCHQ00001410	\$3,002.66
146643	206210	MDC LAW ENFORCEMENT & MILIARTY	2020-08-19	BMO1	PMCHQ00001410	\$237.19
146644	38560	MINISTER OF FINANCE - Product	2020-08-19	BMO1	PMCHQ00001410	\$112.93
146645	203389	MINISTER OF GOVERNMENT SERVICE	2020-08-19	BMO1	PMCHQ00001410	\$16.96
146646	204067	MINISTRY OF FORESTS, LANDS, NATU	2020-08-19	BMO1	PMCHQ00001410	\$36,381.85
146647	205975	MNP LLP	2020-08-19	BMO1	PMCHQ00001410	\$15,089.92
146648	46530	PORTTILA, LINDA	2020-08-19	BMO1	PMCHQ00001410	\$44.78
146649	205662	PROTELEC ALARMS	2020-08-19	BMO1	PMCHQ00001410	\$1,612.78
146650	205261	PUUSEPP, ALICIA	2020-08-19	BMO1	PMCHQ00001410	\$483.37
146651	47749	RAINBOW LANES	2020-08-19	BMO1	PMCHQ00001410	\$600.00
146652	200900	RECEIVER GENERAL FOR CANADA -	2020-08-19	BMO1	PMCHQ00001410	\$125.00
146653	205105	RECOLLECT DIGITAL SOLUTIONS	2020-08-19	BMO1	PMCHQ00001410	\$6,126.97
146654	205749	REVOLUTION ENVIRONMENTAL SOLUT	2020-08-19	BMO1	PMCHQ00001410	\$99.75
146655	206086	REYNOLDS, BRANDY	2020-08-19	BMO1	PMCHQ00001410	\$1,012.00
146656	205031	SECURTEK MONITORING SOLUTIONS	2020-08-19	BMO1	PMCHQ00001410	\$110.25
146657	52450	SHAW CABLE	2020-08-19	BMO1	PMCHQ00001410	\$223.90
146658	52710	SHOPPERS DRUG MART	2020-08-19	BMO1	PMCHQ00001410	\$199.43
146659	52733	SHRED-IT INTERNATIONAL ULC	2020-08-19	BMO1	PMCHQ00001410	\$172.84
146660	53910	SOUTHSIDE AUTO SUPPLY LTD	2020-08-19	BMO1	PMCHQ00001410	\$807.62
146661	54170	STAFF FUND	2020-08-19	BMO1	PMCHQ00001410	\$96.00
146662	203124	STAPLES ADVANTAGE	2020-08-19	BMO1	PMCHQ00001410	\$215.77
146663	56398	TD CANADA TRUST	2020-08-19	BMO1	PMCHQ00001410	\$1,467.41
146664	10920	TELUS	2020-08-19	BMO1	PMCHQ00001410	\$8,188.40
146665	202449	THAMES, DIANNE	2020-08-19	BMO1	PMCHQ00001410	\$124.95
146666	205138	THORPE, WILLA	2020-08-19	BMO1	PMCHQ00001410	\$2,893.21
146667	56340	TOMKO SPORTS SYSTEMS INC	2020-08-19	BMO1	PMCHQ00001410	\$354.65
146668	206160	ZOOM VIDEO COMMUNICATIONS INC	2020-08-19	BMO1	PMCHQ00001410	\$181.00
146669	202454	HORN, FALCO	2020-08-26	BMO1	PMCHQ00001411	\$300.00
146670	204288	TAEKEMA, WILF	2020-08-26	BMO1	PMCHQ00001411	\$200.00
146671	250	A C E COURIER SERVICES	2020-08-27	BMO1	PMCHQ00001413	\$649.91
146672	560	ACKLANDS - GRAINGER INC	2020-08-27	BMO1	PMCHQ00001413	\$1,305.94
146673	204648	ALBERNI AQUARIUM ASSOC	2020-08-27	BMO1	PMCHQ00001413	\$71.40
146674	205943	ALBERNI AQUARIUM ASSOCIATION	2020-08-27	BMO1	PMCHQ00001413	\$163.80
146675	204044	AUDIO CINE FILMS INC	2020-08-27	BMO1	PMCHQ00001413	\$2,105.25
146676	7357	BANK OF MONTREAL	2020-08-27	BMO1	PMCHQ00001413	\$770.00
146677	206219	BELL, BRADLEY	2020-08-27	BMO1	PMCHQ00001413	\$2,803.11
146678	7540	BEST WESTERN BARCLAY HOTEL	2020-08-27	BMO1	PMCHQ00001413	\$743.21
146679	204616	BROWN, ANGELA	2020-08-27	BMO1	PMCHQ00001413	\$65.64
146680	209220	BRYSON, TERRI	2020-08-27	BMO1	PMCHQ00001413	\$319.00
146681	206221	CAMERON, GEORGIA L	2020-08-27	BMO1	PMCHQ00001413	\$2,674.67
146682	205743	CLARKSTONE & DEARIN NOTARY COR	2020-08-27	BMO1	PMCHQ00001413	\$79.48
146683	19263	COMMUNITY FUTURES DEVELOPMENT	2020-08-27	BMO1	PMCHQ00001413	\$1,328.51
146684	204543	DOROTHY CLARKSTONE IN TRUST	2020-08-27	BMO1	PMCHQ00001413	\$497.70
146685	16501	FORTIS BC - NATURAL GAS	2020-08-27	BMO1	PMCHQ00001413	\$4,032.93
146686	55160	FRED SURRIDGE LTD	2020-08-27	BMO1	PMCHQ00001413	\$44,916.33
146687	205569	GRANNEMAN, JOSEPHINE	2020-08-27	BMO1	PMCHQ00001413	\$36.75
146688	205354	HAMILTON, DEBRA	2020-08-27	BMO1	PMCHQ00001413	\$200.00
146689	205264	HIGGINS, JORDAN	2020-08-27	BMO1	PMCHQ00001413	\$31.50
146690	204631	HUU-AY-AHT FIRST NATIONS GOVER	2020-08-27	BMO1	PMCHQ00001413	\$537.60
146691	206178	KEY FOOD EQUIPMENT SERVICES	2020-08-27	BMO1	PMCHQ00001413	\$1,025.69
146692	206222	LOWE, GWEN	2020-08-27	BMO1	PMCHQ00001413	\$1,505.70
146693	206223	MEREDITH, DON	2020-08-27	BMO1	PMCHQ00001413	\$222.00
146694	38101	MICHELIN NORTH AMERICA (CANADA	2020-08-27	BMO1	PMCHQ00001413	\$1,222.10
146695	204611	NEXGEN HEARING INDUSTRIAL	2020-08-27	BMO1	PMCHQ00001413	\$1,338.75

City of Port Alberni
 VENDOR CHEQUE REGISTER REPORT
 Payables Management

* Voided Cheques

Cheque Number	Vendor ID	Vendor Cheque Name	Cheque Date	Chequebook ID	Audit Trail Code	Amount
146696	206224	PALMTREE VENTURES INC	2020-08-27	BMO1	PMCHQ00001413	\$1,147.77
146697	206195	POIRIER PAINTING	2020-08-27	BMO1	PMCHQ00001413	\$4,425.00
146698	46530	PORTTILA, LINDA	2020-08-27	BMO1	PMCHQ00001413	\$89.49
146699	204572	RAIDER HANSEN	2020-08-27	BMO1	PMCHQ00001413	\$41.56
146700	53650	S P C A	2020-08-27	BMO1	PMCHQ00001413	\$12,294.96
146701	52450	SHAW CABLE	2020-08-27	BMO1	PMCHQ00001413	\$221.66
146702	53726	SOFTCHOICE CORP	2020-08-27	BMO1	PMCHQ00001413	\$27,854.40
146703	206226	STRUTHERS, MARIETA	2020-08-27	BMO1	PMCHQ00001413	\$249.90
146704	10868	TELUS MOBILITY CELLULAR INC	2020-08-27	BMO1	PMCHQ00001413	\$4,383.57
146705	206227	THE FIRST CHRISTIAN REFORMED C	2020-08-27	BMO1	PMCHQ00001413	\$704.52
146706	205894	THE GO-TO GUYS	2020-08-27	BMO1	PMCHQ00001413	\$157.50
146707	206225	ZDYK, KEN	2020-08-27	BMO1	PMCHQ00001413	\$572.10
146708	559	0946982 BC LTD	2020-09-02	BMO1	PMCHQ00001417	\$622.13
146709	205943	ALBERNI AQUARIUM ASSOCIATION	2020-09-02	BMO1	PMCHQ00001417	\$79.80
146710	2870	ALBERNI PAVING & CONTRACTING L	2020-09-02	BMO1	PMCHQ00001417	\$6,330.00
146711	202230	AMES, MICHAEL	2020-09-02	BMO1	PMCHQ00001417	\$115.50
146712	10360	B C HYDRO & POWER AUTHORITY	2020-09-02	BMO1	PMCHQ00001417	\$1,147.66
146713	203688	CDW CANADA	2020-09-02	BMO1	PMCHQ00001417	\$93.21
146714	205759	CHRISTOPHER POUGET	2020-09-02	BMO1	PMCHQ00001417	\$2,100.00
146715	203833	COAST CLAIMS SERVICE	2020-09-02	BMO1	PMCHQ00001417	\$1,672.00
146716	20200	CROCKER EQUIPMENT CO LTD	2020-09-02	BMO1	PMCHQ00001417	\$558.62
146717	204361	CUSSON, DAVE	2020-09-02	BMO1	PMCHQ00001417	\$289.00
146718	204129	DAST WELDING INC	2020-09-02	BMO1	PMCHQ00001417	\$527.30
146719	10530	ENVIRONMENTAL OPERATORS	2020-09-02	BMO1	PMCHQ00001417	\$52.50
146720	203958	GAGNON, MICHELLE	2020-09-02	BMO1	PMCHQ00001417	\$40.00
146721	205264	HIGGINS, JORDAN	2020-09-02	BMO1	PMCHQ00001417	\$45.15
146722	205963	ITEL NETWORKS INC	2020-09-02	BMO1	PMCHQ00001417	\$4,410.56
146723	44520	PARKS & RECREATION PETTY CASH	2020-09-02	BMO1	PMCHQ00001417	\$116.35
146724	206228	SAM, LES	2020-09-02	BMO1	PMCHQ00001417	\$540.00
146725	915744	SCHWARZ, MIKI	2020-09-02	BMO1	PMCHQ00001417	\$67.00
146726	52450	SHAW CABLE	2020-09-02	BMO1	PMCHQ00001417	\$396.37
146727	201900	SOURCE OFFICE FURNISHINGS	2020-09-02	BMO1	PMCHQ00001417	\$4,413.92
146728	206232	TOOR, JASBIR	2020-09-02	BMO1	PMCHQ00001417	\$88.20
146729	200530	YELLOW PAGES GROUP	2020-09-02	BMO1	PMCHQ00001417	\$48.52
146730	10360	B C HYDRO & POWER AUTHORITY	2020-09-09	BMO1	PMCHQ00001419	\$80,608.74
146731	7540	BEST WESTERN BARCLAY HOTEL	2020-09-09	BMO1	PMCHQ00001419	\$2,572.38
146732	204778	ISLAND BEVERAGE SERVICES	2020-09-09	BMO1	PMCHQ00001419	\$211.44
146733	38560	MINISTER OF FINANCE - Product	2020-09-09	BMO1	PMCHQ00001419	\$1,210.98
146734	206233	MOYEN, TRACY	2020-09-09	BMO1	PMCHQ00001419	\$110.00
146735	204823	PSI WATER TECHNOLOGIES	2020-09-09	BMO1	PMCHQ00001419	\$1,371.13
146736	205749	REVOLUTION ENVIRONMENTAL SOLUT	2020-09-09	BMO1	PMCHQ00001419	\$593.60
146737	52450	SHAW CABLE	2020-09-09	BMO1	PMCHQ00001419	\$362.14
146738	206230	SKILS	2020-09-09	BMO1	PMCHQ00001419	\$1,953.00
146739	10920	TELUS	2020-09-09	BMO1	PMCHQ00001419	\$2,853.56
146740	205894	THE GO-TO GUYS	2020-09-09	BMO1	PMCHQ00001419	\$493.50
146741	16659	VANCOUVER ISLAND HEALTH AUTHOR	2020-09-09	BMO1	PMCHQ00001419	\$150.00
146742	206160	ZOOM VIDEO COMMUNICATIONS INC	2020-09-09	BMO1	PMCHQ00001419	\$24.64
146743	559	0946982 BC LTD	2020-09-11	BMO1	PMCHQ00001422	\$248.85
146744	206141	ABOVE & BEYOND TREE SERVICE	2020-09-11	BMO1	PMCHQ00001422	\$2,961.00
146745	560	ACKLANDS - GRAINGER INC	2020-09-11	BMO1	PMCHQ00001422	\$732.77
146746	202238	ALBERNI UPHOLSTERY LTD	2020-09-11	BMO1	PMCHQ00001422	\$190.18
146747	206235	ANAND, RAMESH	2020-09-11	BMO1	PMCHQ00001422	\$897.14
146748	5743	ASSOCIATED FIRE & SAFETY INC.	2020-09-11	BMO1	PMCHQ00001422	\$1,105.86
146749	7357	BANK OF MONTREAL	2020-09-11	BMO1	PMCHQ00001422	\$770.00
146750	204789	BC ONE CALL	2020-09-11	BMO1	PMCHQ00001422	\$748.65
146751	202718	BOSTON PIZZA	2020-09-11	BMO1	PMCHQ00001422	\$985.00
146752	205733	BOX	2020-09-11	BMO1	PMCHQ00001422	\$644.27
146753	205079	BRITTON, SHAYLA	2020-09-11	BMO1	PMCHQ00001422	\$70.95
146754	49165	CBI REHABILITATION IN MOTION I	2020-09-11	BMO1	PMCHQ00001422	\$157.50
146755	17550	CIRCLE DAIRY 1987 LTD	2020-09-11	BMO1	PMCHQ00001422	\$225.80
146756	205870	CLARK, JAYDE	2020-09-11	BMO1	PMCHQ00001422	\$39.71
146757	203788	CLOVERDALE PAINT INC	2020-09-11	BMO1	PMCHQ00001422	\$348.03
146758	202866	COASTAL BRIDGE & CONSTRUCTION	2020-09-11	BMO1	PMCHQ00001422	\$3,827.25

City of Port Alberni
 VENDOR CHEQUE REGISTER REPORT
 Payables Management

* Voided Cheques

Cheque Number	Vendor ID	Vendor Cheque Name	Cheque Date	Chequebook ID	Audit Trail Code	Amount
146759	18735	COFFEE FUND	2020-09-11	BMO1	PMCHQ00001422	\$94.50
146760	206237	DOSKOTCH, KRAIG	2020-09-11	BMO1	PMCHQ00001422	\$299.81
146761	10530	ENVIRONMENTAL OPERATORS	2020-09-11	BMO1	PMCHQ00001422	\$420.00
146762	206236	ESTATE OF LOIS ROBINSON	2020-09-11	BMO1	PMCHQ00001422	\$2,865.69
146763	205934	F A S DELIVERY	2020-09-11	BMO1	PMCHQ00001422	\$465.36
146764	55160	FRED SURRIDGE LTD	2020-09-11	BMO1	PMCHQ00001422	\$5,062.37
146765	204783	GILCHRIST, JESSICA	2020-09-11	BMO1	PMCHQ00001422	\$49.00
146766	205569	GRANNEMAN, JOSEPHINE	2020-09-11	BMO1	PMCHQ00001422	\$32.55
146767	26710	GUILLEVIN INT. INC. IND/SAFETY	2020-09-11	BMO1	PMCHQ00001422	\$748.80
146768	202352	HABITAT SYSTEMS INC	2020-09-11	BMO1	PMCHQ00001422	\$4,978.40
146769	205264	HIGGINS, JORDAN	2020-09-11	BMO1	PMCHQ00001422	\$31.50
146770	31200	IRITEX PUMPS & IRRIGATION INC.	2020-09-11	BMO1	PMCHQ00001422	\$1,587.38
146771	205128	ITBLUEPRINT	2020-09-11	BMO1	PMCHQ00001422	\$2,146.65
146772	205681	KLEYWEGT, BRIAN	2020-09-11	BMO1	PMCHQ00001422	\$95.70
146773	206209	LEADERS INTERNATIONAL	2020-09-11	BMO1	PMCHQ00001422	\$11,943.74
146774	205981	MINISTRY OF FORESTS, LANDS, NATU	2020-09-11	BMO1	PMCHQ00001422	\$9,375.33
146775	41050	NAGAARD SAWMILL LTD	2020-09-11	BMO1	PMCHQ00001422	\$64.92
146776	204159	PAGE ONE PUBLISHING INC	2020-09-11	BMO1	PMCHQ00001422	\$997.50
146777	206234	PERRY, JACQUELINE	2020-09-11	BMO1	PMCHQ00001422	\$170.00
146778	204326	PORT TECH SECURITY SYSTEMS	2020-09-11	BMO1	PMCHQ00001422	\$2,360.30
146779	205662	PROTELEC ALARMS	2020-09-11	BMO1	PMCHQ00001422	\$344.40
146780	47749	RAINBOW LANES	2020-09-11	BMO1	PMCHQ00001422	\$870.00
146781	200900	RECEIVER GENERAL FOR CANADA -	2020-09-11	BMO1	PMCHQ00001422	\$100.00
146782	205749	REVOLUTION ENVIRONMENTAL SOLUT	2020-09-11	BMO1	PMCHQ00001422	\$183.33
146783	205040	RICHMOND ELEVATOR	2020-09-11	BMO1	PMCHQ00001422	\$273.00
146784	52450	SHAW CABLE	2020-09-11	BMO1	PMCHQ00001422	\$208.92
146785	52733	SHRED-IT INTERNATIONAL ULC	2020-09-11	BMO1	PMCHQ00001422	\$86.42
146786	53726	SOFTCHOICE CORP	2020-09-11	BMO1	PMCHQ00001422	\$1,568.00
146787	53910	SOUTHSIDE AUTO SUPPLY LTD	2020-09-11	BMO1	PMCHQ00001422	\$1,993.38
146788	205833	SPATIAL TECHNOLOGIES	2020-09-11	BMO1	PMCHQ00001422	\$377.44
146789	54170	STAFF FUND	2020-09-11	BMO1	PMCHQ00001422	\$65.00
146791	206204	THIBEAU, NADINE	2020-09-11	BMO1	PMCHQ00001422	\$361.69
146792	206328	THIESSEN, ERNST	2020-09-11	BMO1	PMCHQ00001422	\$220.55
146793	206231	TOFINO DISTILLERY	2020-09-11	BMO1	PMCHQ00001422	\$215.04
146794	205501	TOTEM TREE OPERATIONS	2020-09-11	BMO1	PMCHQ00001422	\$1,433.25
146795	204848	VERITIV CANADA, INC	2020-09-11	BMO1	PMCHQ00001422	\$514.75
146796	205044	VICEDA - VANCOUVER ISLAND COAS	2020-09-11	BMO1	PMCHQ00001422	\$2,500.00
146797	205871	WAYMARK	2020-09-11	BMO1	PMCHQ00001422	\$11,298.00
146798	60613	WESTCOAST HOME HARDWARE	2020-09-11	BMO1	PMCHQ00001422	\$465.55
146799	63140	WYNANS FURNITURE & UPHOLSTERY	2020-09-11	BMO1	PMCHQ00001422	\$448.00
146800	205185	PATOLA, TODD	2020-09-11	BMO1	PMCHQ00001423	\$58,325.31
146801	206242	5038 MONTROSE INC	2020-09-16	BMO1	PMCHQ00001425	\$2,253.00
146802	45780	ALBERNI DRUG & ALCOHOL PREVENT	2020-09-16	BMO1	PMCHQ00001425	\$3,600.00
146803	7357	BANK OF MONTREAL	2020-09-16	BMO1	PMCHQ00001425	\$770.00
146804	205574	CIBC	2020-09-16	BMO1	PMCHQ00001425	\$3,122.21
146805	205870	CLARK, JAYDE	2020-09-16	BMO1	PMCHQ00001425	\$39.00
146806	205743	CLARKSTONE & DEARIN NOTARY COR	2020-09-16	BMO1	PMCHQ00001425	\$770.00
146807	16501	FORTIS BC - NATURAL GAS	2020-09-16	BMO1	PMCHQ00001425	\$5,300.20
146808	205569	GRANNEMAN, JOSEPHINE	2020-09-16	BMO1	PMCHQ00001425	\$31.50
146809	26060	GRAPHIC OFFICE INTERIORS	2020-09-16	BMO1	PMCHQ00001425	\$5,024.01
146810	206247	GYORI, KARL	2020-09-16	BMO1	PMCHQ00001425	\$175.00
146811	206243	HEINRICKS, WILLIAM	2020-09-16	BMO1	PMCHQ00001425	\$137.75
146813	206008	LACROIX, MARK	2020-09-16	BMO1	PMCHQ00001425	\$2,400.00
146814	203693	LADYBIRD ENGRAVING & WEB CREAT	2020-09-16	BMO1	PMCHQ00001425	\$244.73
146815	206244	MANSETT FAMILY HOLDINGS INC	2020-09-16	BMO1	PMCHQ00001425	\$5,000.00
146816	206241	NOMAD TREE SERVICE	2020-09-16	BMO1	PMCHQ00001425	\$433.13
146817	203689	RICOH CANADA	2020-09-16	BMO1	PMCHQ00001425	\$6,788.53
146818	206246	ROBERTS, JASON	2020-09-16	BMO1	PMCHQ00001425	\$100.00
146819	206245	STOCES, FRANK	2020-09-16	BMO1	PMCHQ00001425	\$60.55
146820	10920	TELUS	2020-09-16	BMO1	PMCHQ00001425	\$5,135.87
146821	10868	TELUS MOBILITY CELLULAR INC	2020-09-16	BMO1	PMCHQ00001425	\$4,546.77
146822	56280	TIMES COLONIST	2020-09-16	BMO1	PMCHQ00001425	\$703.50
146823	205185	PATOLA, TODD	2020-09-21	BMO1	PMCHQ00001426	\$10,615.03

City of Port Alberni
 VENDOR CHEQUE REGISTER REPORT
 Payables Management

* Voided Cheques

Cheque Number	Vendor ID	Vendor Cheque Name	Cheque Date	Chequebook ID	Audit Trail Code	Amount
146824	205218	ALBERNI ELEMENTARY	2020-09-23	BMO1	PMCHQ00001428	\$62.00
146825	15301	CANADIAN TIRE #488	2020-09-23	BMO1	PMCHQ00001428	\$734.32
146826	38860	MINISTER OF FINANCE	2020-09-23	BMO1	PMCHQ00001428	\$2,567.31
146827	206250	NERNBERG, MARGARET	2020-09-23	BMO1	PMCHQ00001428	\$216.00
146828	206251	OSBORNE, JAMES L	2020-09-23	BMO1	PMCHQ00001428	\$2,104.21
146829	205559	PETER B KEY ENTERPRISES LTD	2020-09-23	BMO1	PMCHQ00001428	\$2,060.80
146830	559	0946982 BC LTD	2020-09-25	BMO1	PMCHQ00001430	\$2,009.07
146831	250	A C E COURIER SERVICES	2020-09-25	BMO1	PMCHQ00001430	\$50.62
146832	206249	A CUT ABOVE INSTALLATIONS	2020-09-25	BMO1	PMCHQ00001430	\$262.50
146833	560	ACKLANDS - GRAINGER INC	2020-09-25	BMO1	PMCHQ00001430	\$910.07
146834	204089	ACTIONPAGES CANADA ULC	2020-09-25	BMO1	PMCHQ00001430	\$588.00
146835	200762	ACTIVE ARBORIST	2020-09-25	BMO1	PMCHQ00001430	\$144.38
146836	201833	ADDY POWER LTD	2020-09-25	BMO1	PMCHQ00001430	\$1,181.25
146837	206253	AHIRA, SURINDER	2020-09-25	BMO1	PMCHQ00001430	\$534.21
146838	29104	ALBERNI COLOUR CORNER	2020-09-25	BMO1	PMCHQ00001430	\$34.98
146839	204013	AQUAM SPECIALISTE AQUATIQUE IN	2020-09-25	BMO1	PMCHQ00001430	\$886.56
146841	15301	CANADIAN TIRE #488	2020-09-25	BMO1	PMCHQ00001430	\$475.39
146842	17550	CIRCLE DAIRY 1987 LTD	2020-09-25	BMO1	PMCHQ00001430	\$186.32
146843	203788	CLOVERDALE PAINT INC	2020-09-25	BMO1	PMCHQ00001430	\$3,596.85
146844	202866	COASTAL BRIDGE & CONSTRUCTION	2020-09-25	BMO1	PMCHQ00001430	\$6,060.60
146845	19263	COMMUNITY FUTURES DEVELOPMENT	2020-09-25	BMO1	PMCHQ00001430	\$12,000.00
146846	204129	DAST WELDING INC	2020-09-25	BMO1	PMCHQ00001430	\$431.42
146847	24389	FIRST GLASS LTD	2020-09-25	BMO1	PMCHQ00001430	\$2,800.00
146848	205817	FITNESS EXPERIENCE	2020-09-25	BMO1	PMCHQ00001430	\$12,430.94
146849	16501	FORTIS BC - NATURAL GAS	2020-09-25	BMO1	PMCHQ00001430	\$644.71
146850	206254	GROWCOTT, MARGARET	2020-09-25	BMO1	PMCHQ00001430	\$335.44
146851	27300	HANDY ANDY MAINTENANCE LTD	2020-09-25	BMO1	PMCHQ00001430	\$163.71
146852	55523	IRWIN AIR LTD	2020-09-25	BMO1	PMCHQ00001430	\$396.32
146853	204340	ISLAND BACKFLOW TESTING	2020-09-25	BMO1	PMCHQ00001430	\$220.50
146854	204778	ISLAND BEVERAGE SERVICES	2020-09-25	BMO1	PMCHQ00001430	\$478.83
146855	205925	LOUDON, NICOLE	2020-09-25	BMO1	PMCHQ00001430	\$230.45
146856	36890	M B LABORATORIES LTD	2020-09-25	BMO1	PMCHQ00001430	\$3,822.08
146857	206240	MILLION MILES MOVING & DELIVER	2020-09-25	BMO1	PMCHQ00001430	\$9,337.91
146858	203389	MINISTER OF GOVERNMENT SERVICE	2020-09-25	BMO1	PMCHQ00001430	\$6.54
146859	41050	NAGAARD SAWMILL LTD	2020-09-25	BMO1	PMCHQ00001430	\$1,034.23
146860	203531	NORTHWEST HYDRAULIC CONSULTANT	2020-09-25	BMO1	PMCHQ00001430	\$12,977.55
146861	204164	ORKIN CANADA	2020-09-25	BMO1	PMCHQ00001430	\$351.76
146862	206189	PACIFIC WEST HOME APPLIANCE	2020-09-25	BMO1	PMCHQ00001430	\$818.00
146863	46620	PRICE'S ALARM SYSTEMS	2020-09-25	BMO1	PMCHQ00001430	\$157.34
146864	204572	RAIDER HANSEN	2020-09-25	BMO1	PMCHQ00001430	\$59.14
146865	47749	RAINBOW LANES	2020-09-25	BMO1	PMCHQ00001430	\$92.40
146866	205749	REVOLUTION ENVIRONMENTAL SOLUT	2020-09-25	BMO1	PMCHQ00001430	\$99.75
146867	205031	SECURTEK MONITORING SOLUTIONS	2020-09-25	BMO1	PMCHQ00001430	\$598.50
146868	52450	SHAW CABLE	2020-09-25	BMO1	PMCHQ00001430	\$221.66
146869	52733	SHRED-IT INTERNATIONAL ULC	2020-09-25	BMO1	PMCHQ00001430	\$86.42
146870	205160	SORENSEN TRILOGY ENGINEERING	2020-09-25	BMO1	PMCHQ00001430	\$1,559.25
146871	53910	SOUTHSIDE AUTO SUPPLY LTD	2020-09-25	BMO1	PMCHQ00001430	\$1,985.99
146872	206009	SPEEDY GLASS	2020-09-25	BMO1	PMCHQ00001430	\$61.60
146873	205138	THORPE, WILLA	2020-09-25	BMO1	PMCHQ00001430	\$54.35
146874	205501	TOTEM TREE OPERATIONS	2020-09-25	BMO1	PMCHQ00001430	\$6,449.62
146875	58880	VAN VLIET BOBCAT & EXCAVATING,	2020-09-25	BMO1	PMCHQ00001430	\$7,124.25
146876	206252	VANISLE WETLANDS	2020-09-25	BMO1	PMCHQ00001430	\$5,037.61
146877	60613	WESTCOAST HOME HARDWARE	2020-09-25	BMO1	PMCHQ00001430	\$538.61
146878	206255	PERKOVIC, JOHN	2020-09-28	BMO1	PMCHQ00001431	\$1,982.69
146879	7357	BANK OF MONTREAL	2020-09-30	BMO1	PMCHQ00001433	\$770.00
146880	205129	BRICK, JANELLE	2020-09-30	BMO1	PMCHQ00001433	\$374.55
146881	205574	CIBC	2020-09-30	BMO1	PMCHQ00001433	\$2,525.41
146882	24391	FIRST NATIONAL FINANCIAL LP	2020-09-30	BMO1	PMCHQ00001433	\$770.75
146883	202251	HALYCHUK, BEN	2020-09-30	BMO1	PMCHQ00001433	\$230.00
146884	206262	HAYNES, BOB	2020-09-30	BMO1	PMCHQ00001433	\$427.44
146885	200451	HILTUNEN, CRYSTAL	2020-09-30	BMO1	PMCHQ00001433	\$120.00
146886	204640	INVESTORS GROUP/LONDON LIFE	2020-09-30	BMO1	PMCHQ00001433	\$2,893.25
146887	206261	JONES, LILIANA M	2020-09-30	BMO1	PMCHQ00001433	\$770.00

City of Port Alberni
 VENDOR CHEQUE REGISTER REPORT
 Payables Management

* Voided Cheques

Cheque Number	Vendor ID	Vendor Cheque Name	Cheque Date	Chequebook ID	Audit Trail Code	Amount
146888	206259	LORIMER-PERKS, AUSTYN	2020-09-30	BM01	PMCHQ00001433	\$2,419.09
146889	206260	MALLON, CHRISTINA A	2020-09-30	BM01	PMCHQ00001433	\$512.00
146890	203384	MAY, COLLEEN	2020-09-30	BM01	PMCHQ00001433	\$236.84
146891	201273	P.A. ASSOCIATION FOR COMMUNITY	2020-09-30	BM01	PMCHQ00001433	\$280.00
146892	205185	PATOLA, TODD	2020-09-30	BM01	PMCHQ00001433	\$15,947.11
146893	53650	S P C A	2020-09-30	BM01	PMCHQ00001433	\$12,294.96
146894	52450	SHAW CABLE	2020-09-30	BM01	PMCHQ00001433	\$28.76
146895	201900	SOURCE OFFICE FURNISHINGS	2020-09-30	BM01	PMCHQ00001433	\$3,225.60
146896	53910	SOUTHSIDE AUTO SUPPLY LTD	2020-09-30	BM01	PMCHQ00001433	\$152.51
146897	56398	TD CANADA TRUST	2020-09-30	BM01	PMCHQ00001433	\$2,962.15
146898	205894	THE GO-TO GUYS	2020-09-30	BM01	PMCHQ00001433	\$328.39
146899	206258	THOMAS, JUDITH E	2020-09-30	BM01	PMCHQ00001433	\$2,753.77
146900	205022	THOROGOOD, GAYLENE	2020-09-30	BM01	PMCHQ00001433	\$22.72
146901	205138	THORPE, WILLA	2020-09-30	BM01	PMCHQ00001433	\$70.89
146902	200687	TSESHAHT FIRST NATION	2020-09-30	BM01	PMCHQ00001433	\$2,500.00
146903	202206	UZELMAN, MARGARET	2020-09-30	BM01	PMCHQ00001433	\$117.60
146904	205759	CHRISTOPHER POUGET	2020-09-30	BM01	PMCHQ00001434	\$2,100.00
146905	559	0946982 BC LTD	2020-10-08	BM01	PMCHQ00001436	\$3,393.71
146906	250	A C E COURIER SERVICES	2020-10-08	BM01	PMCHQ00001436	\$2,273.54
146907	206269	BUXTON, TANYA	2020-10-08	BM01	PMCHQ00001436	\$55.00
146908	206268	CAMERON, JANIS	2020-10-08	BM01	PMCHQ00001436	\$115.20
146909	17550	CIRCLE DAIRY 1987 LTD	2020-10-08	BM01	PMCHQ00001436	\$338.39
146910	206265	GIOVETTI, JACQUES	2020-10-08	BM01	PMCHQ00001436	\$237.30
146911	205975	MNP LLP	2020-10-08	BM01	PMCHQ00001436	\$6,822.27
146912	206158	MURPHY, WENDY	2020-10-08	BM01	PMCHQ00001436	\$1,200.00
146913	52450	SHAW CABLE	2020-10-08	BM01	PMCHQ00001436	\$1,846.71
146914	206264	UNION OF BC MUNICIPALITIES	2020-10-08	BM01	PMCHQ00001436	\$17,500.00
146915	206267	WRIGHT, GEORGE	2020-10-08	BM01	PMCHQ00001436	\$404.25
146916	560	ACKLANDS - GRAINGER INC	2020-10-09	BM01	PMCHQ00001438	\$123.09
146917	5743	ASSOCIATED FIRE & SAFETY INC.	2020-10-09	BM01	PMCHQ00001438	\$11,368.90
146918	15301	CANADIAN TIRE #488	2020-10-09	BM01	PMCHQ00001438	\$423.88
146919	17640	CITY OF PORT ALBERNI	2020-10-09	BM01	PMCHQ00001438	\$152.52
146920	205870	CLARK, JAYDE	2020-10-09	BM01	PMCHQ00001438	\$78.43
146921	20572	CUNNINGHAM & RIVARD APPRAISALS	2020-10-09	BM01	PMCHQ00001438	\$2,887.50
146922	204361	CUSSON, DAVE	2020-10-09	BM01	PMCHQ00001438	\$57.36
146923	206271	DE VIET, KYLE	2020-10-09	BM01	PMCHQ00001438	\$231.17
146924	205755	DE VROOMEN BULB CANADA INC	2020-10-09	BM01	PMCHQ00001438	\$9,168.60
146925	202218	FANTASEA HOLDINGS LTD	2020-10-09	BM01	PMCHQ00001438	\$23,940.64
146926	16501	FORTIS BC - NATURAL GAS	2020-10-09	BM01	PMCHQ00001438	\$1,971.00
146927	55160	FRED SURRIDGE LTD	2020-10-09	BM01	PMCHQ00001438	\$1,517.87
146928	205875	G&G ROOFING LTD	2020-10-09	BM01	PMCHQ00001438	\$1,244.97
146929	31790	ISLAND STUCCO	2020-10-09	BM01	PMCHQ00001438	\$367.50
146930	205963	ITEL NETWORKS INC	2020-10-09	BM01	PMCHQ00001438	\$8,909.33
146931	206273	KATTA, PARDEEP	2020-10-09	BM01	PMCHQ00001438	\$435.12
146932	203777	KLITSA DOORS (2012) LTD	2020-10-09	BM01	PMCHQ00001438	\$280.00
146933	51746	KRAUSE, LISA	2020-10-09	BM01	PMCHQ00001438	\$145.00
146934	206270	LACHARITE, LAURIE	2020-10-09	BM01	PMCHQ00001438	\$23.40
146935	205925	LOUDON, NICOLE	2020-10-09	BM01	PMCHQ00001438	\$272.25
146936	202311	MILLIKEN, LENORA	2020-10-09	BM01	PMCHQ00001438	\$219.67
146937	38860	MINISTER OF FINANCE	2020-10-09	BM01	PMCHQ00001438	\$2,567.31
146938	38560	MINISTER OF FINANCE - Product	2020-10-09	BM01	PMCHQ00001438	\$754.43
146939	205857	OCEANSIDE SALES & PACKAGING	2020-10-09	BM01	PMCHQ00001438	\$141.41
146940	43315	ONO TRADING COMPANY	2020-10-09	BM01	PMCHQ00001438	\$1,347.49
146941	205798	OPTINET SYSTEMS INC.	2020-10-09	BM01	PMCHQ00001438	\$1,596.31
146942	206266	PHI ARCHITECTURE INC	2020-10-09	BM01	PMCHQ00001438	\$1,724.63
146943	18301	PREMIER PACIFIC SEEDS LTD	2020-10-09	BM01	PMCHQ00001438	\$5,292.58
146944	204572	RAIDER HANSEN	2020-10-09	BM01	PMCHQ00001438	\$26.45
146945	200900	RECEIVER GENERAL FOR CANADA -	2020-10-09	BM01	PMCHQ00001438	\$150.00
146946	205749	REVOLUTION ENVIRONMENTAL SOLUT	2020-10-09	BM01	PMCHQ00001438	\$134.40
146947	205040	RICHMOND ELEVATOR	2020-10-09	BM01	PMCHQ00001438	\$273.00
146948	203004	RITCHIE, IAN	2020-10-09	BM01	PMCHQ00001438	\$100.00
146949	206272	ROBERTSON, GARY & CAROLINE	2020-10-09	BM01	PMCHQ00001438	\$221.12
146951	206275	SEMCHUK, RICK	2020-10-09	BM01	PMCHQ00001438	\$474.61

City of Port Alberni
 VENDOR CHEQUE REGISTER REPORT
 Payables Management

* Voided Cheques

Cheque Number	Vendor ID	Vendor Cheque Name	Cheque Date	Chequebook ID	Audit Trail Code	Amount
146952	52733	SHRED-IT INTERNATIONAL ULC	2020-10-09	BMO1	PMCHQ00001438	\$172.84
146953	204133	SIMS ASSOCIATES	2020-10-09	BMO1	PMCHQ00001438	\$1,155.00
146954	10920	TELUS	2020-10-09	BMO1	PMCHQ00001438	\$237.44
146955	205596	THE VALLEY VIBE	2020-10-09	BMO1	PMCHQ00001438	\$1,911.00
146956	202823	ULINE	2020-10-09	BMO1	PMCHQ00001438	\$371.30
146957	205871	WAYMARK	2020-10-09	BMO1	PMCHQ00001438	\$12,600.00
146958	60613	WESTCOAST HOME HARDWARE	2020-10-09	BMO1	PMCHQ00001438	\$302.04
146959	206257	WILDFLOWER BAKERY & CAFE	2020-10-09	BMO1	PMCHQ00001438	\$207.90
146960	200530	YELLOW PAGES GROUP	2020-10-09	BMO1	PMCHQ00001438	\$48.52
146961	206160	ZOOM VIDEO COMMUNICATIONS INC	2020-10-09	BMO1	PMCHQ00001438	\$866.92
146962	206285	ALVAREZ, SUZANNE	2020-10-14	BMO1	PMCHQ00001440	\$140.42
146963	10360	B C HYDRO & POWER AUTHORITY	2020-10-14	BMO1	PMCHQ00001440	\$77,325.62
146964	202718	BOSTON PIZZA	2020-10-14	BMO1	PMCHQ00001440	\$70.00
146965	204384	D K I SERVICES LTD	2020-10-14	BMO1	PMCHQ00001440	\$36,714.77
146966	206279	GIRARD, SABRINA	2020-10-14	BMO1	PMCHQ00001440	\$150.72
146967	206286	KENDALL, STEVE	2020-10-14	BMO1	PMCHQ00001440	\$325.41
146968	206278	MEATHREL, DAVID	2020-10-14	BMO1	PMCHQ00001440	\$138.88
146969	41950	NEOCHEM a division of ENERCON	2020-10-14	BMO1	PMCHQ00001440	\$424.37
146970	206281	PAQUETTE, SAMANTHA	2020-10-14	BMO1	PMCHQ00001440	\$770.00
146971	206288	STERN, JILIAN	2020-10-14	BMO1	PMCHQ00001440	\$74.15
146972	206280	SWINKELS, HELMA	2020-10-14	BMO1	PMCHQ00001440	\$1,000.00
146973	205894	THE GO-TO GUYS	2020-10-14	BMO1	PMCHQ00001440	\$1,112.40
146974	206287	THORPE, JODI	2020-10-14	BMO1	PMCHQ00001440	\$250.00
146975	205563	BOURELLE, NATHAN	2020-10-19	BMO1	PMCHQ00001441	\$7,500.00
146976	2030	ALBERNI DISTRICT FALL FAIR ASS	2020-10-21	BMO1	PMCHQ00001443	\$1,000.00
146977	203132	ARENTSEN, KEITH	2020-10-21	BMO1	PMCHQ00001443	\$66.00
146978	205216	ARROWSMITH FLOORING	2020-10-21	BMO1	PMCHQ00001443	\$9,041.31
146979	37050	BLACK MAGIC DESIGN LTD	2020-10-21	BMO1	PMCHQ00001443	\$1,192.80
146980	206082	BOURGAIN, SHAWN	2020-10-21	BMO1	PMCHQ00001443	\$56.38
146981	204862	DARLING, SARA	2020-10-21	BMO1	PMCHQ00001443	\$1,291.26
146982	205998	DIEVERT'S JEWELLERS	2020-10-21	BMO1	PMCHQ00001443	\$148.96
146983	205934	F A S DELIVERY	2020-10-21	BMO1	PMCHQ00001443	\$887.25
146984	16501	FORTIS BC - NATURAL GAS	2020-10-21	BMO1	PMCHQ00001443	\$31.23
146985	204783	GILCHRIST, JESSICA	2020-10-21	BMO1	PMCHQ00001443	\$50.38
146986	200541	JANZEN, SHARON	2020-10-21	BMO1	PMCHQ00001443	\$20.00
146987	205975	MNP LLP	2020-10-21	BMO1	PMCHQ00001443	\$14,332.50
146988	206274	RUSSELL, RAY	2020-10-21	BMO1	PMCHQ00001443	\$369.96
146989	202288	STAPLES/ BD# 321 PORT ALBERNI	2020-10-21	BMO1	PMCHQ00001443	\$1,428.00
146990	206185	STENCIL KING	2020-10-21	BMO1	PMCHQ00001443	\$1,322.72
146991	10920	TELUS	2020-10-21	BMO1	PMCHQ00001443	\$4,896.81
146992	10868	TELUS MOBILITY CELLULAR INC	2020-10-21	BMO1	PMCHQ00001443	\$4,829.03
146993	206290	TOOR, DARSHAN	2020-10-21	BMO1	PMCHQ00001443	\$89.25
146994	250	A C E COURIER SERVICES	2020-10-22	BMO1	PMCHQ00001445	\$2,077.51
146995	560	ACKLANDS - GRAINGER INC	2020-10-22	BMO1	PMCHQ00001445	\$938.79
146996	2870	ALBERNI PAVING & CONTRACTING L	2020-10-22	BMO1	PMCHQ00001445	\$16,458.00
146997	205829	ALLNORTH CONSULTANTS LTD	2020-10-22	BMO1	PMCHQ00001445	\$1,411.20
146998	203794	ANIXTER CANADA INC	2020-10-22	BMO1	PMCHQ00001445	\$189.31
146999	203977	APPLIED INDUSTRIAL TECHNOLOGIE	2020-10-22	BMO1	PMCHQ00001445	\$91.15
147000	6801	B PLETTI CONTRACTING, INC.	2020-10-22	BMO1	PMCHQ00001445	\$7,439.25
147001	203484	CAMLOCK HOLDINGS LTD	2020-10-22	BMO1	PMCHQ00001445	\$469.05
147002	17550	CIRCLE DAIRY 1987 LTD	2020-10-22	BMO1	PMCHQ00001445	\$43.30
147003	203788	CLOVERDALE PAINT INC	2020-10-22	BMO1	PMCHQ00001445	\$432.35
147004	205911	COASTAL RISK SOLUTIONS	2020-10-22	BMO1	PMCHQ00001445	\$1,060.85
147005	18735	COFFEE FUND	2020-10-22	BMO1	PMCHQ00001445	\$99.00
147006	202755	CULLEN DIESEL POWER LTD	2020-10-22	BMO1	PMCHQ00001445	\$1,583.07
147007	206098	EARTH LAND AND SEA	2020-10-22	BMO1	PMCHQ00001445	\$397.60
147008	203480	ENVIROSMART BIODEGRADABLES	2020-10-22	BMO1	PMCHQ00001445	\$1,830.00
147009	204583	FLASHBAY INC	2020-10-22	BMO1	PMCHQ00001445	\$1,781.32
147010	55160	FRED SURRIDGE LTD	2020-10-22	BMO1	PMCHQ00001445	\$3,954.01
147011	206256	GRANT ILLUMINATED SIGNS	2020-10-22	BMO1	PMCHQ00001445	\$1,317.50
147012	206295	GRETSINGER, DOUGLAS C	2020-10-22	BMO1	PMCHQ00001445	\$100.00
147013	27300	HANDY ANDY MAINTENANCE LTD	2020-10-22	BMO1	PMCHQ00001445	\$133.55
147014	29260	HYLAND PRECAST INC	2020-10-22	BMO1	PMCHQ00001445	\$1,802.08

City of Port Alberni
 VENDOR CHEQUE REGISTER REPORT
 Payables Management

* Voided Cheques

Cheque Number	Vendor ID	Vendor Cheque Name	Cheque Date	Chequebook ID	Audit Trail Code	Amount
147015	206296	IRG, SYLVIA	2020-10-22	BMO1	PMCHQ00001445	\$67.20
147016	31495	ISLAND FIRE PROTECTION LTD.	2020-10-22	BMO1	PMCHQ00001445	\$97.86
147017	206284	JOHN S MANSON, PENG	2020-10-22	BMO1	PMCHQ00001445	\$4,042.50
147018	203777	KLITSA DOORS (2012) LTD	2020-10-22	BMO1	PMCHQ00001445	\$184.59
147020	203600	LOOMIS EXPRESS	2020-10-22	BMO1	PMCHQ00001445	\$38.83
147021	36890	M B LABORATORIES LTD	2020-10-22	BMO1	PMCHQ00001445	\$2,730.03
147022	35701	MCELHANNEY CONSULTING SERVICES	2020-10-22	BMO1	PMCHQ00001445	\$26,898.28
147023	206177	NEILSON STRATEGIES INC	2020-10-22	BMO1	PMCHQ00001445	\$5,869.50
147024	206292	NELSON, LINDA	2020-10-22	BMO1	PMCHQ00001445	\$210.00
147025	204164	ORKIN CANADA	2020-10-22	BMO1	PMCHQ00001445	\$175.88
147026	205144	PACIFIC RIM CARPET CLEANING	2020-10-22	BMO1	PMCHQ00001445	\$210.00
147027	45850	PORT ALBERNI PORT AUTHORITY	2020-10-22	BMO1	PMCHQ00001445	\$25,000.00
147028	46530	PORTTILA, LINDA	2020-10-22	BMO1	PMCHQ00001445	\$128.70
147029	205662	PROTELEC ALARMS	2020-10-22	BMO1	PMCHQ00001445	\$344.40
147030	45004	RB ENGINEERING LTD	2020-10-22	BMO1	PMCHQ00001445	\$525.00
147031	205877	RECYCLE MATTERS	2020-10-22	BMO1	PMCHQ00001445	\$60.00
147032	205749	REVOLUTION ENVIRONMENTAL SOLUT	2020-10-22	BMO1	PMCHQ00001445	\$99.75
147033	205031	SECURTEK MONITORING SOLUTIONS	2020-10-22	BMO1	PMCHQ00001445	\$78.75
147034	52450	SHAW CABLE	2020-10-22	BMO1	PMCHQ00001445	\$110.83
147035	52733	SHRED-IT INTERNATIONAL ULC	2020-10-22	BMO1	PMCHQ00001445	\$432.10
147036	206294	SLOAN, SHEILA	2020-10-22	BMO1	PMCHQ00001445	\$212.80
147037	53910	SOUTHSIDE AUTO SUPPLY LTD	2020-10-22	BMO1	PMCHQ00001445	\$6,165.80
147038	206293	SPEED, MARK	2020-10-22	BMO1	PMCHQ00001445	\$1,000.00
147039	206009	SPEEDY GLASS	2020-10-22	BMO1	PMCHQ00001445	\$327.89
147040	54170	STAFF FUND	2020-10-22	BMO1	PMCHQ00001445	\$67.00
147041	206276	THIRD SPACE COMMUNITY PLANNING	2020-10-22	BMO1	PMCHQ00001445	\$708.75
147042	205752	TILLEYS TRUCKING	2020-10-22	BMO1	PMCHQ00001445	\$2,814.00
147043	205501	TOTEM TREE OPERATIONS	2020-10-22	BMO1	PMCHQ00001445	\$9,603.30
147044	202823	ULINE	2020-10-22	BMO1	PMCHQ00001445	\$200.08
147045	204848	VERITIV CANADA, INC	2020-10-22	BMO1	PMCHQ00001445	\$1,431.18
147046	200530	YELLOW PAGES GROUP	2020-10-22	BMO1	PMCHQ00001445	\$24.26
147409	204543	DOROTHY CLARKSTONE IN TRUST	2020-10-28	BMO1	PMCHQ00001447	\$288,455.44
147410	15301	CANADIAN TIRE #488	2020-10-28	BMO1	PMCHQ00001449	\$528.55
147411	205180	CIBC	2020-10-28	BMO1	PMCHQ00001449	\$2,034.93
147412	202041	FELTRIN, TANIS	2020-10-28	BMO1	PMCHQ00001449	\$26.60
147413	16501	FORTIS BC - NATURAL GAS	2020-10-28	BMO1	PMCHQ00001449	\$796.46
147414	38560	MINISTER OF FINANCE - Product	2020-10-28	BMO1	PMCHQ00001449	\$231.00
147415	205031	SECURTEK MONITORING SOLUTIONS	2020-10-28	BMO1	PMCHQ00001449	\$362.25
147416	52450	SHAW CABLE	2020-10-28	BMO1	PMCHQ00001449	\$809.94
147417	202104	VANCOUVER ISLAND ECONOMIC ALLI	2020-10-28	BMO1	PMCHQ00001449	\$198.45
147418	206160	ZOOM VIDEO COMMUNICATIONS INC	2020-10-28	BMO1	PMCHQ00001449	\$75.60
147419	250	A C E COURIER SERVICES	2020-11-04	BMO1	PMCHQ00001452	\$500.05
147420	203876	ACKERMAN, JOAN	2020-11-04	BMO1	PMCHQ00001452	\$15.60
147421	10360	B C HYDRO & POWER AUTHORITY	2020-11-04	BMO1	PMCHQ00001452	\$1,218.72
147422	206303	BOS, MEGAN	2020-11-04	BMO1	PMCHQ00001452	\$450.80
147423	203484	CAMLOCK HOLDINGS LTD	2020-11-04	BMO1	PMCHQ00001452	\$555.45
147424	206299	CDN PRINT PLASTIC	2020-11-04	BMO1	PMCHQ00001452	\$1,359.75
147425	206304	CHEETHAM, DOUG	2020-11-04	BMO1	PMCHQ00001452	\$619.43
147426	205759	CHRISTOPHER POUGET	2020-11-04	BMO1	PMCHQ00001452	\$2,100.00
147427	202041	FELTRIN, TANIS	2020-11-04	BMO1	PMCHQ00001452	\$48.69
147428	16501	FORTIS BC - NATURAL GAS	2020-11-04	BMO1	PMCHQ00001452	\$584.86
147429	206313	GIBSON, WILLOW	2020-11-04	BMO1	PMCHQ00001452	\$58.80
147430	206309	HALVERSEN, CARLA	2020-11-04	BMO1	PMCHQ00001452	\$360.98
147431	206305	HARRISON, WAYNE	2020-11-04	BMO1	PMCHQ00001452	\$254.99
147432	206307	HEPP, KELLY	2020-11-04	BMO1	PMCHQ00001452	\$420.61
147433	206308	LARSON, JENNIFER	2020-11-04	BMO1	PMCHQ00001452	\$647.08
147434	206310	MERCER, COLE	2020-11-04	BMO1	PMCHQ00001452	\$392.61
147435	202658	MOEN, RUTH	2020-11-04	BMO1	PMCHQ00001452	\$26.00
147436	44520	PARKS & RECREATION PETTY CASH	2020-11-04	BMO1	PMCHQ00001452	\$95.80
147437	204623	PATTERSON, WES	2020-11-04	BMO1	PMCHQ00001452	\$750.00
147438	205261	PUUSEPP, ALICIA	2020-11-04	BMO1	PMCHQ00001452	\$274.09
147439	206300	REDFORD, JUNE	2020-11-04	BMO1	PMCHQ00001452	\$78.15
147440	50410	ROYAL CANADIAN LEGION 293	2020-11-04	BMO1	PMCHQ00001452	\$135.00

City of Port Alberni
 VENDOR CHEQUE REGISTER REPORT
 Payables Management

* Voided Cheques

Cheque Number	Vendor ID	Vendor Cheque Name	Cheque Date	Chequebook ID	Audit Trail Code	Amount
147441	53650	S P C A	2020-11-04	BMO1	PMCHQ00001452	\$12,294.96
147442	206311	TASSIE, HAYLEY	2020-11-04	BMO1	PMCHQ00001452	\$210.00
147443	206301	VANDERLEE, JOYCE	2020-11-04	BMO1	PMCHQ00001452	\$48.30
147444	206302	WAGAR, DAWN	2020-11-04	BMO1	PMCHQ00001452	\$99.00
147445	206312	WALSH, JENNIFER	2020-11-04	BMO1	PMCHQ00001452	\$370.10
147446	63140	WYNANS FURNITURE & UPHOLSTERY	2020-11-04	BMO1	PMCHQ00001452	\$291.20
147447	559	0946982 BC LTD	2020-11-06	BMO1	PMCHQ00001454	\$6,561.61
147448	560	ACKLANDS - GRAINGER INC	2020-11-06	BMO1	PMCHQ00001454	\$2,158.27
147449	10360	B C HYDRO & POWER AUTHORITY	2020-11-06	BMO1	PMCHQ00001454	\$85,357.36
147450	15301	CANADIAN TIRE #488	2020-11-06	BMO1	PMCHQ00001454	\$191.90
147451	17550	CIRCLE DAIRY 1987 LTD	2020-11-06	BMO1	PMCHQ00001454	\$48.68
147452	203788	CLOVERDALE PAINT INC	2020-11-06	BMO1	PMCHQ00001454	\$2,559.44
147453	204384	D K I SERVICES LTD	2020-11-06	BMO1	PMCHQ00001454	\$56,317.35
147454	202218	FANTASEA HOLDINGS LTD	2020-11-06	BMO1	PMCHQ00001454	\$29,668.12
147455	204330	FLYING COLOURS INTERNATIONAL	2020-11-06	BMO1	PMCHQ00001454	\$705.62
147456	206314	GATENBY, ERIC	2020-11-06	BMO1	PMCHQ00001454	\$325.60
147457	204783	GILCHRIST, JESSICA	2020-11-06	BMO1	PMCHQ00001454	\$63.00
147458	25436	GIRISON LAUNDROMAT	2020-11-06	BMO1	PMCHQ00001454	\$861.00
147460	27300	HANDY ANDY MAINTENANCE LTD	2020-11-06	BMO1	PMCHQ00001454	\$272.52
147461	31750	ISLAND OVERHEAD DOOR 1979 LTD	2020-11-06	BMO1	PMCHQ00001454	\$1,685.13
147462	36890	M B LABORATORIES LTD	2020-11-06	BMO1	PMCHQ00001454	\$4,728.32
147463	203779	MITCHELL 1	2020-11-06	BMO1	PMCHQ00001454	\$5,708.15
147464	202806	NORTH VANCOUVER MUSEUM & ARCHI	2020-11-06	BMO1	PMCHQ00001454	\$1,120.00
147465	206297	OWL BUSINESS CONSULTING	2020-11-06	BMO1	PMCHQ00001454	\$210.00
147466	205554	PUBLIMEDIA COMMUNICATIONS INC	2020-11-06	BMO1	PMCHQ00001454	\$3,150.00
147467	47380	QUICKSCRIBE SERVICES LTD	2020-11-06	BMO1	PMCHQ00001454	\$243.60
147468	203008	RESCUE 7 INC	2020-11-06	BMO1	PMCHQ00001454	\$473.76
147469	205749	REVOLUTION ENVIRONMENTAL SOLUT	2020-11-06	BMO1	PMCHQ00001454	\$99.75
147470	203356	SAMSON, NOMI	2020-11-06	BMO1	PMCHQ00001454	\$1,350.00
147471	53910	SOUTHSIDE AUTO SUPPLY LTD	2020-11-06	BMO1	PMCHQ00001454	\$1,778.41
147472	203124	STAPLES ADVANTAGE	2020-11-06	BMO1	PMCHQ00001454	\$4,230.99
147473	205894	THE GO-TO GUYS	2020-11-06	BMO1	PMCHQ00001454	\$105.00
147474	205596	THE VALLEY VIBE	2020-11-06	BMO1	PMCHQ00001454	\$144.38
147475	206276	THIRD SPACE COMMUNITY PLANNING	2020-11-06	BMO1	PMCHQ00001454	\$354.38
147476	56520	TRAN SIGN (1999) LTD.	2020-11-06	BMO1	PMCHQ00001454	\$452.03
147477	56540	TREASURE HOUSE IMPORTS LTD.	2020-11-06	BMO1	PMCHQ00001454	\$2,351.84
147478	200969	VAN NISPEN, PIP	2020-11-06	BMO1	PMCHQ00001454	\$595.00
147479	58880	VAN VLIET BOBCAT & EXCAVATING,	2020-11-06	BMO1	PMCHQ00001454	\$630.00
147480	60613	WESTCOAST HOME HARDWARE	2020-11-06	BMO1	PMCHQ00001454	\$1,464.28
147481	38560	MINISTER OF FINANCE - Product	2020-11-06	BMO1	PMCHQ00001455	\$1,514.56
147482	202615	A R MOWER SUPPLY LTD	2020-11-18	BMO1	PMCHQ00001457	\$1,186.79
147484	202459	CHANCES RIMROCK	2020-11-18	BMO1	PMCHQ00001457	\$1,877.16
147485	204361	CUSSON, DAVE	2020-11-18	BMO1	PMCHQ00001457	\$302.27
147486	18008	DOROTHY CLARKSTONE NOTARY CORP	2020-11-18	BMO1	PMCHQ00001457	\$756.82
147487	16501	FORTIS BC - NATURAL GAS	2020-11-18	BMO1	PMCHQ00001457	\$7,076.15
147488	203992	FOURNIER, FARON	2020-11-18	BMO1	PMCHQ00001457	\$1,200.90
147489	206317	GARCIA, COLLEEN	2020-11-18	BMO1	PMCHQ00001457	\$127.55
147490	25970	GRANT MD INC, JAMES	2020-11-18	BMO1	PMCHQ00001457	\$37.50
147491	206318	HEBERT, TERRY	2020-11-18	BMO1	PMCHQ00001457	\$55.00
147492	206277	MACLEAN, CHERYL	2020-11-18	BMO1	PMCHQ00001457	\$66.00
147493	205738	MCDUGALL, KATELYN	2020-11-18	BMO1	PMCHQ00001457	\$16.84
147494	206319	MULLEN, WADE	2020-11-18	BMO1	PMCHQ00001457	\$239.00
147495	206241	NOMAD TREE SERVICE	2020-11-18	BMO1	PMCHQ00001457	\$8,360.63
147496	206298	PARAGON STRATEGIC SERVICES LTD	2020-11-18	BMO1	PMCHQ00001457	\$8,767.15
147497	47749	RAINBOW LANES	2020-11-18	BMO1	PMCHQ00001457	\$75.60
147498	52450	SHAW CABLE	2020-11-18	BMO1	PMCHQ00001457	\$1,660.60
147499	10920	TELUS	2020-11-18	BMO1	PMCHQ00001457	\$4,835.55
147500	10868	TELUS MOBILITY CELLULAR INC	2020-11-18	BMO1	PMCHQ00001457	\$4,427.97
147501	206306	TERRAWEST ENVIRONMENTAL INC	2020-11-18	BMO1	PMCHQ00001457	\$98,116.25
147502	202823	ULINE	2020-11-18	BMO1	PMCHQ00001457	\$199.11
147503	559	0946982 BC LTD	2020-11-20	BMO1	PMCHQ00001459	\$2,123.63
147504	560	ACKLANDS - GRAINGER INC	2020-11-20	BMO1	PMCHQ00001459	\$719.56
147505	15715	ACUREN	2020-11-20	BMO1	PMCHQ00001459	\$1,192.80

* Voided Cheques

Cheque Number	Vendor ID	Vendor Cheque Name	Cheque Date	Chequebook ID	Audit Trail Code	Amount
147506	205842	AGGRESSIVE TRUCK REPAIR	2020-11-20	BMO1	PMCHQ00001459	\$4,308.29
147507	1765	ALBERNI CHRYSLER LTD.	2020-11-20	BMO1	PMCHQ00001459	\$90.76
147508	1800	ALBERNI COMMUNICATIONS & ELECT	2020-11-20	BMO1	PMCHQ00001459	\$250.88
147509	45780	ALBERNI DRUG & ALCOHOL PREVENT	2020-11-20	BMO1	PMCHQ00001459	\$8,669.14
147510	204035	ALBERNI TOYOTA	2020-11-20	BMO1	PMCHQ00001459	\$37.46
147511	203139	ALBERNI VALLEY TOURISM	2020-11-20	BMO1	PMCHQ00001459	\$2,769.38
147512	204827	ATS TRAFFIC BRITISH COLUMBIA	2020-11-20	BMO1	PMCHQ00001459	\$287.06
147513	206327	BLUE BIRD MOTEL	2020-11-20	BMO1	PMCHQ00001459	\$413.00
147514	206325	BOUTIQUE BELLES AMIES	2020-11-20	BMO1	PMCHQ00001459	\$153.00
147515	205079	BRITTON, SHAYLA	2020-11-20	BMO1	PMCHQ00001459	\$75.41
147516	206321	BROWN, CAROL	2020-11-20	BMO1	PMCHQ00001459	\$547.57
147517	206333	BUTE ST VETERINARY CLINIC	2020-11-20	BMO1	PMCHQ00001459	\$1,000.00
147518	15301	CANADIAN TIRE #488	2020-11-20	BMO1	PMCHQ00001459	\$1,601.68
147519	203688	CDW CANADA	2020-11-20	BMO1	PMCHQ00001459	\$1,079.25
147520	17550	CIRCLE DAIRY 1987 LTD	2020-11-20	BMO1	PMCHQ00001459	\$310.28
147521	46589	CLEARTECH INDUSTRIES INC	2020-11-20	BMO1	PMCHQ00001459	\$869.50
147522	203788	CLOVERDALE PAINT INC	2020-11-20	BMO1	PMCHQ00001459	\$39.71
147523	18735	COFFEE FUND	2020-11-20	BMO1	PMCHQ00001459	\$90.00
147524	18975	COLYN'S NURSERY & GARDEN CENTR	2020-11-20	BMO1	PMCHQ00001459	\$356.83
147525	202755	CULLEN DIESEL POWER LTD	2020-11-20	BMO1	PMCHQ00001459	\$1,943.74
147526	20572	CUNNINGHAM & RIVARD APPRAISALS	2020-11-20	BMO1	PMCHQ00001459	\$3,596.25
147527	55160	FRED SURRIDGE LTD	2020-11-20	BMO1	PMCHQ00001459	\$1,785.46
147528	205264	HIGGINS, JORDAN	2020-11-20	BMO1	PMCHQ00001459	\$29.45
147529	31750	ISLAND OVERHEAD DOOR 1979 LTD	2020-11-20	BMO1	PMCHQ00001459	\$2,937.63
147530	205963	ITEL NETWORKS INC	2020-11-20	BMO1	PMCHQ00001459	\$4,410.56
147532	206329	JOHNS, AMBER	2020-11-20	BMO1	PMCHQ00001459	\$150.00
147533	206334	JOHNSON, LORNA	2020-11-20	BMO1	PMCHQ00001459	\$274.59
147534	206331	JOHNSON, SARAH	2020-11-20	BMO1	PMCHQ00001459	\$339.58
147535	202167	KNAPPETT INDUSTRIES LTD.	2020-11-20	BMO1	PMCHQ00001459	\$158,400.56
147536	206008	LACROIX, MARK	2020-11-20	BMO1	PMCHQ00001459	\$2,400.00
147537	206324	LEMKAY, SCOTT	2020-11-20	BMO1	PMCHQ00001459	\$250.00
147538	205925	LOUDON, NICOLE	2020-11-20	BMO1	PMCHQ00001459	\$181.50
147539	205541	LOW, CAILEAN	2020-11-20	BMO1	PMCHQ00001459	\$55.00
147540	206322	LOWE, IAN	2020-11-20	BMO1	PMCHQ00001459	\$280.00
147541	36890	M B LABORATORIES LTD	2020-11-20	BMO1	PMCHQ00001459	\$392.02
147542	206326	MACDONALD, KATHLEEN	2020-11-20	BMO1	PMCHQ00001459	\$123.05
147543	206332	MAYER, JUSTIN	2020-11-20	BMO1	PMCHQ00001459	\$1,000.00
147544	206177	NEILSON STRATEGIES INC	2020-11-20	BMO1	PMCHQ00001459	\$3,160.50
147545	206330	NYGREN, ROGER J	2020-11-20	BMO1	PMCHQ00001459	\$283.76
147546	204578	ONSITE ENGINEERING LTD	2020-11-20	BMO1	PMCHQ00001459	\$4,394.04
147547	204164	ORKIN CANADA	2020-11-20	BMO1	PMCHQ00001459	\$175.88
147548	205822	OWENS, MIKE	2020-11-20	BMO1	PMCHQ00001459	\$963.28
147549	204743	PAUL DAVIS CENTRAL VANCOUVER I	2020-11-20	BMO1	PMCHQ00001459	\$393.75
147550	46530	PORTTILA, LINDA	2020-11-20	BMO1	PMCHQ00001459	\$34.65
147551	205662	PROTELEC ALARMS	2020-11-20	BMO1	PMCHQ00001459	\$344.40
147552	200900	RECEIVER GENERAL FOR CANADA -	2020-11-20	BMO1	PMCHQ00001459	\$175.00
147553	205749	REVOLUTION ENVIRONMENTAL SOLUT	2020-11-20	BMO1	PMCHQ00001459	\$145.60
147554	205040	RICHMOND ELEVATOR	2020-11-20	BMO1	PMCHQ00001459	\$286.65
147555	50410	ROYAL CANADIAN LEGION 293	2020-11-20	BMO1	PMCHQ00001459	\$45.00
147556	206323	SADDLETON, DAVID	2020-11-20	BMO1	PMCHQ00001459	\$305.18
147557	52733	SHRED-IT INTERNATIONAL ULC	2020-11-20	BMO1	PMCHQ00001459	\$86.42
147558	53910	SOUTHSIDE AUTO SUPPLY LTD	2020-11-20	BMO1	PMCHQ00001459	\$1,000.00
147559	54170	STAFF FUND	2020-11-20	BMO1	PMCHQ00001459	\$66.00
147560	203124	STAPLES ADVANTAGE	2020-11-20	BMO1	PMCHQ00001459	\$268.87
147561	55250	SYBERTECH WASTE REDUCTION	2020-11-20	BMO1	PMCHQ00001459	\$1,657.03
147562	202986	TARDIF, MELISSA	2020-11-20	BMO1	PMCHQ00001459	\$387.43
147563	205022	THOROGOOD, GAYLENE	2020-11-20	BMO1	PMCHQ00001459	\$68.26
147564	205138	THORPE, WILLA	2020-11-20	BMO1	PMCHQ00001459	\$60.42
147565	202104	VANCOUVER ISLAND ECONOMIC ALLI	2020-11-20	BMO1	PMCHQ00001459	\$278.25
147566	205871	WAYMARK	2020-11-20	BMO1	PMCHQ00001459	\$16,752.75
147567	60613	WESTCOAST HOME HARDWARE	2020-11-20	BMO1	PMCHQ00001459	\$130.79
147568	206257	WILDFLOWER BAKERY & CAFE	2020-11-20	BMO1	PMCHQ00001459	\$88.20
147569	250	A C E COURIER SERVICES	2020-11-25	BMO1	PMCHQ00001461	\$276.94

City of Port Alberni
 VENDOR CHEQUE REGISTER REPORT
 Payables Management

* Voided Cheques

Cheque Number	Vendor ID	Vendor Cheque Name	Cheque Date	Chequebook ID	Audit Trail Code	Amount
147570	206345	ADAIR, LANCE	2020-11-25	BMO1	PMCHQ00001461	\$13.92
147571	206005	ARMSTRONG, JENNIFER	2020-11-25	BMO1	PMCHQ00001461	\$120.32
147572	206344	BAKER, GORDON	2020-11-25	BMO1	PMCHQ00001461	\$84.60
147573	206340	BASRA, REGMINDER	2020-11-25	BMO1	PMCHQ00001461	\$160.74
147574	206357	BERRY, RICHARD	2020-11-25	BMO1	PMCHQ00001461	\$85.56
147575	206338	BOLEN, NEIL	2020-11-25	BMO1	PMCHQ00001461	\$23.52
147576	206343	BOLEN, PATTI	2020-11-25	BMO1	PMCHQ00001461	\$28.80
147577	206353	BOUDREAU, ADAM	2020-11-25	BMO1	PMCHQ00001461	\$71.61
147578	206347	BRAR, TOM	2020-11-25	BMO1	PMCHQ00001461	\$29.61
147579	206351	BUTT, KELLY	2020-11-25	BMO1	PMCHQ00001461	\$48.36
147580	202286	BUTT, MICHELLE	2020-11-25	BMO1	PMCHQ00001461	\$48.36
147581	203765	CHEETHAM, DAN	2020-11-25	BMO1	PMCHQ00001461	\$28.38
147582	205870	CLARK, JAYDE	2020-11-25	BMO1	PMCHQ00001461	\$35.26
147583	205743	CLARKSTONE & DEARIN NOTARY COR	2020-11-25	BMO1	PMCHQ00001461	\$800.74
147584	206354	DHAK, PUNJAB	2020-11-25	BMO1	PMCHQ00001461	\$72.54
147585	206355	DHAK, TARSEM	2020-11-25	BMO1	PMCHQ00001461	\$72.54
147586	22520	DUNBAR, DONALD	2020-11-25	BMO1	PMCHQ00001461	\$44.18
147587	10530	ENVIRONMENTAL OPERATORS	2020-11-25	BMO1	PMCHQ00001461	\$207.90
147588	203998	FISCHER, LINDA	2020-11-25	BMO1	PMCHQ00001461	\$135.45
147589	16501	FORTIS BC - NATURAL GAS	2020-11-25	BMO1	PMCHQ00001461	\$1,275.92
147590	55160	FRED SURRIDGE LTD	2020-11-25	BMO1	PMCHQ00001461	\$1,848.79
147591	206352	GILL, AMARJIT	2020-11-25	BMO1	PMCHQ00001461	\$37.44
147592	206337	GOODYEAR, TRAVIS	2020-11-25	BMO1	PMCHQ00001461	\$212.52
147593	206346	HOEFLING, SHELLEY	2020-11-25	BMO1	PMCHQ00001461	\$13.92
147594	206356	HUNSBEDT, DIANE	2020-11-25	BMO1	PMCHQ00001461	\$139.59
147595	201181	HURST, RAEURN	2020-11-25	BMO1	PMCHQ00001461	\$124.55
147596	206270	LACHARITE, LAURIE	2020-11-25	BMO1	PMCHQ00001461	\$73.16
147597	206093	LANDMARK MEDIA INC.	2020-11-25	BMO1	PMCHQ00001461	\$567.00
147598	206336	LAROCHELLE, JUDY	2020-11-25	BMO1	PMCHQ00001461	\$96.35
147599	203600	LOOMIS EXPRESS	2020-11-25	BMO1	PMCHQ00001461	\$31.08
147600	206350	MACLEOD, RICK	2020-11-25	BMO1	PMCHQ00001461	\$164.28
147601	206342	MEITH, MAGDALENE	2020-11-25	BMO1	PMCHQ00001461	\$19.68
147602	206358	NEUMANN, GERTRUDE	2020-11-25	BMO1	PMCHQ00001461	\$21.12
147603	206341	PERRY, BETINA	2020-11-25	BMO1	PMCHQ00001461	\$253.00
147604	206335	PFAU, LAWRENCE	2020-11-25	BMO1	PMCHQ00001461	\$45.59
147605	206349	SHAMS, BADI	2020-11-25	BMO1	PMCHQ00001461	\$100.58
147606	52450	SHAW CABLE	2020-11-25	BMO1	PMCHQ00001461	\$111.95
147607	202288	STAPLES/ BD# 321 PORT ALBERNI	2020-11-25	BMO1	PMCHQ00001461	\$1,966.32
147608	205894	THE GO-TO GUYS	2020-11-25	BMO1	PMCHQ00001461	\$486.90
147609	206348	VENN, PAT	2020-11-25	BMO1	PMCHQ00001461	\$22.56
147610	204297	HUPACASATH FIRST NATION	2020-11-26	BMO1	PMCHQ00001462	\$25,000.00
147611	206087	TSESHAT FIRST NATION	2020-11-26	BMO1	PMCHQ00001462	\$25,000.00
147612	3640	A V RESCUE SQUAD	2020-12-02	BMO1	PMCHQ00001464	\$1,000.00
147613	560	ACKLANDS - GRAINGER INC	2020-12-02	BMO1	PMCHQ00001464	\$666.54
147614	205842	AGGRESSIVE TRUCK REPAIR	2020-12-02	BMO1	PMCHQ00001464	\$635.95
147615	45780	ALBERNI DRUG & ALCOHOL PREVENT	2020-12-02	BMO1	PMCHQ00001464	\$4,810.00
147616	52571	ANDREW SHERET LIMITED - PARKSV	2020-12-02	BMO1	PMCHQ00001464	\$13,980.92
147617	202367	BECKETT, SCOTT	2020-12-02	BMO1	PMCHQ00001464	\$700.00
147618	205733	BOX	2020-12-02	BMO1	PMCHQ00001464	\$8,700.64
147619	204616	BROWN, ANGELA	2020-12-02	BMO1	PMCHQ00001464	\$283.50
147620	204691	BROWNING, LINDA	2020-12-02	BMO1	PMCHQ00001464	\$28.80
147621	206359	BUECKERT, MARILYN	2020-12-02	BMO1	PMCHQ00001464	\$33.87
147622	17550	CIRCLE DAIRY 1987 LTD	2020-12-02	BMO1	PMCHQ00001464	\$268.89
147623	206360	DR KERRIE DEWITT	2020-12-02	BMO1	PMCHQ00001464	\$40.00
147624	206361	DUPERREAU, JEAN	2020-12-02	BMO1	PMCHQ00001464	\$110.08
147625	206315	HAMMER, PETER D	2020-12-02	BMO1	PMCHQ00001464	\$1,718.34
147626	205257	HARVEST THYME FINE FOODS LTD	2020-12-02	BMO1	PMCHQ00001464	\$157.50
147627	205088	LANDSVIK, ERIK	2020-12-02	BMO1	PMCHQ00001464	\$631.16
147628	204725	LEYENAAR, CURTIS	2020-12-02	BMO1	PMCHQ00001464	\$139.00
147629	36890	M B LABORATORIES LTD	2020-12-02	BMO1	PMCHQ00001464	\$8,382.56
147630	43630	PACIFIC FLOW CONTROL LTD	2020-12-02	BMO1	PMCHQ00001464	\$4,169.55
147631	204572	RAIDER HANSEN	2020-12-02	BMO1	PMCHQ00001464	\$86.83
147632	203689	RICOH CANADA	2020-12-02	BMO1	PMCHQ00001464	\$2,832.43

City of Port Alberni
 VENDOR CHEQUE REGISTER REPORT
 Payables Management

* Voided Cheques

Cheque Number	Vendor ID	Vendor Cheque Name	Cheque Date	Chequebook ID	Audit Trail Code	Amount
147633	53650	S P C A	2020-12-02	BMO1	PMCHQ00001464	\$12,294.96
147634	203356	SAMSON, NOMI	2020-12-02	BMO1	PMCHQ00001464	\$300.00
147635	52450	SHAW CABLE	2020-12-02	BMO1	PMCHQ00001464	\$234.46
147636	52733	SHRED-IT INTERNATIONAL ULC	2020-12-02	BMO1	PMCHQ00001464	\$172.84
147637	53910	SOUTHSIDE AUTO SUPPLY LTD	2020-12-02	BMO1	PMCHQ00001464	\$3,181.72
147638	203124	STAPLES ADVANTAGE	2020-12-02	BMO1	PMCHQ00001464	\$2,497.23
147639	204992	THOMPSON, JANE	2020-12-02	BMO1	PMCHQ00001464	\$15.75
147640	205138	THORPE, WILLA	2020-12-02	BMO1	PMCHQ00001464	\$111.99
147641	204993	TREW, KATHY	2020-12-02	BMO1	PMCHQ00001464	\$57.60
147642	206362	TURNER, PAM	2020-12-02	BMO1	PMCHQ00001464	\$58.80
147643	200969	VAN NISPEN, PIP	2020-12-02	BMO1	PMCHQ00001464	\$255.00
147644	204848	VERITIV CANADA, INC	2020-12-02	BMO1	PMCHQ00001464	\$1,877.66
147645	203923	WRIGHT, LESLIE	2020-12-02	BMO1	PMCHQ00001464	\$144.96
147646	201046	DIGITAL POSTAGE ON CALL	2020-12-03	BMO1	PMCHQ00001466	\$10,500.00
147647	10360	B C HYDRO & POWER AUTHORITY	2020-12-09	BMO1	PMCHQ00001468	\$90,552.64
147648	204153	BOS, ANDREW	2020-12-09	BMO1	PMCHQ00001468	\$1,525.00
147649	206211	DEWITT,MARCIE	2020-12-09	BMO1	PMCHQ00001468	\$14,175.00
147650	22526	DUNCAN ELECTRIC MOTOR LTD	2020-12-09	BMO1	PMCHQ00001468	\$12,851.33
147651	206074	FIVE STAR EMBROIDERY & SILK SC	2020-12-09	BMO1	PMCHQ00001468	\$3,139.93
147652	206363	INLAND	2020-12-09	BMO1	PMCHQ00001468	\$139,193.57
147653	203693	LADYBIRD ENGRAVING & WEB CREAT	2020-12-09	BMO1	PMCHQ00001468	\$806.40
147655	52450	SHAW CABLE	2020-12-09	BMO1	PMCHQ00001468	\$1,349.33
147656	10920	TELUS	2020-12-09	BMO1	PMCHQ00001468	\$1,146.47
147657	205596	THE VALLEY VIBE	2020-12-09	BMO1	PMCHQ00001468	\$115.50
147658	206364	WAGNOR, CHRISTOPHER A	2020-12-09	BMO1	PMCHQ00001468	\$770.00
147660	206112	MALLON, DAWN	2020-12-09	BMO1	PMCHQ00001470	\$500.00
147661	559	0946982 BC LTD	2020-12-10	BMO1	PMCHQ00001472	\$11,808.67
147662	560	ACKLANDS - GRAINGER INC	2020-12-10	BMO1	PMCHQ00001472	\$113.35
147663	205170	ADELHARDT CONCRETE PLUS	2020-12-10	BMO1	PMCHQ00001472	\$12,075.00
147664	1800	ALBERNI COMMUNICATIONS & ELECT	2020-12-10	BMO1	PMCHQ00001472	\$38.08
147665	205216	ARROWSMITH FLOORING	2020-12-10	BMO1	PMCHQ00001472	\$73.90
147666	202955	BC ECONOMIC DEVELOPMENT ASSOCI	2020-12-10	BMO1	PMCHQ00001472	\$341.25
147667	203484	CAMLOCK HOLDINGS LTD	2020-12-10	BMO1	PMCHQ00001472	\$167.37
147668	15301	CANADIAN TIRE #488	2020-12-10	BMO1	PMCHQ00001472	\$4,533.35
147669	49165	CBI REHABILITATION IN MOTION I	2020-12-10	BMO1	PMCHQ00001472	\$78.75
147670	202937	CITY OF NANAIMO	2020-12-10	BMO1	PMCHQ00001472	\$414.00
147671	205870	CLARK, JAYDE	2020-12-10	BMO1	PMCHQ00001472	\$89.93
147672	203788	CLOVERDALE PAINT INC	2020-12-10	BMO1	PMCHQ00001472	\$100.68
147673	19263	COMMUNITY FUTURES DEVELOPMENT	2020-12-10	BMO1	PMCHQ00001472	\$12,000.00
147674	20572	CUNNINGHAM & RIVARD APPRAISALS	2020-12-10	BMO1	PMCHQ00001472	\$6,090.00
147675	206098	EARTH LAND AND SEA	2020-12-10	BMO1	PMCHQ00001472	\$656.25
147676	10530	ENVIRONMENTAL OPERATORS	2020-12-10	BMO1	PMCHQ00001472	\$831.60
147677	206320	GP HOUSE OF SERVICE	2020-12-10	BMO1	PMCHQ00001472	\$253.28
147678	205868	INEO EMPLOYMENT SERVICES	2020-12-10	BMO1	PMCHQ00001472	\$40.00
147679	204778	ISLAND BEVERAGE SERVICES	2020-12-10	BMO1	PMCHQ00001472	\$524.52
147680	203015	ISLAND SLIPFORM	2020-12-10	BMO1	PMCHQ00001472	\$20,969.45
147681	205128	ITBLUEPRINT	2020-12-10	BMO1	PMCHQ00001472	\$4,431.06
147682	33470	JOWSEY'S FURNITURE & APPLIANCE	2020-12-10	BMO1	PMCHQ00001472	\$368.48
147683	203777	KLITSA DOORS (2012) LTD	2020-12-10	BMO1	PMCHQ00001472	\$1,551.23
147684	34695	LASLO, ALBERT	2020-12-10	BMO1	PMCHQ00001472	\$300.00
147685	206209	LEADERS INTERNATIONAL	2020-12-10	BMO1	PMCHQ00001472	\$14,411.08
147686	205925	LOUDON, NICOLE	2020-12-10	BMO1	PMCHQ00001472	\$175.45
147687	38560	MINISTER OF FINANCE - Product	2020-12-10	BMO1	PMCHQ00001472	\$2,472.42
147688	203389	MINISTER OF GOVERNMENT SERVICE	2020-12-10	BMO1	PMCHQ00001472	\$68.42
147689	43355	ORNAMENTAL BRONZE LIMITED	2020-12-10	BMO1	PMCHQ00001472	\$3,360.00
147690	43435	P & R WESTERN STAR TRUCKS	2020-12-10	BMO1	PMCHQ00001472	\$3,247.15
147691	206057	PACIFIC RIM LAND SURVEYING LTD	2020-12-10	BMO1	PMCHQ00001472	\$5,633.26
147692	206266	PHI ARCHITECTURE INC	2020-12-10	BMO1	PMCHQ00001472	\$2,636.81
147693	46530	PORTTILA, LINDA	2020-12-10	BMO1	PMCHQ00001472	\$37.95
147694	204764	REVOLUTION ENVIRONMENTAL SOLUT	2020-12-10	BMO1	PMCHQ00001472	\$134.40
147695	205749	REVOLUTION ENVIRONMENTAL SOLUT	2020-12-10	BMO1	PMCHQ00001472	\$727.13
147696	52733	SHRED-IT INTERNATIONAL ULC	2020-12-10	BMO1	PMCHQ00001472	\$86.42
147697	201900	SOURCE OFFICE FURNISHINGS	2020-12-10	BMO1	PMCHQ00001472	\$1,996.96

* Voided Cheques

Cheque Number	Vendor ID	Vendor Cheque Name	Cheque Date	Chequebook ID	Audit Trail Code	Amount
147698	203124	STAPLES ADVANTAGE	2020-12-10	BMO1	PMCHQ00001472	\$1,115.03
147699	10920	TELUS	2020-12-10	BMO1	PMCHQ00001472	\$237.44
147700	205894	THE GO-TO GUYS	2020-12-10	BMO1	PMCHQ00001472	\$304.50
147701	205501	TOTEM TREE OPERATIONS	2020-12-10	BMO1	PMCHQ00001472	\$21,383.26
147702	59750	WALCO INDUSTRIES LTD	2020-12-10	BMO1	PMCHQ00001472	\$2,361.19
147703	206160	ZOOM VIDEO COMMUNICATIONS INC	2020-12-10	BMO1	PMCHQ00001472	\$668.52
147704	250	A C E COURIER SERVICES	2020-12-16	BMO1	PMCHQ00001475	\$1,455.55
147705	560	ACKLANDS - GRAINGER INC	2020-12-16	BMO1	PMCHQ00001475	\$150.39
147706	206365	ANDERSON, MAURICE	2020-12-16	BMO1	PMCHQ00001475	\$672.00
147707	10478	B C MUNICIPAL SAFETY ASSOCIATI	2020-12-16	BMO1	PMCHQ00001475	\$1,244.25
147708	206367	BLACK PRESS-ALBERNI VALLEY NEW	2020-12-16	BMO1	PMCHQ00001475	\$947.13
147709	204153	BOS, ANDREW	2020-12-16	BMO1	PMCHQ00001475	\$1,350.00
147710	203788	CLOVERDALE PAINT INC	2020-12-16	BMO1	PMCHQ00001475	\$1,257.45
147711	206366	COREY, BRIAN	2020-12-16	BMO1	PMCHQ00001475	\$29.28
147712	203885	CROSS, TRAVIS	2020-12-16	BMO1	PMCHQ00001475	\$75.00
147713	206368	DEBBERT, VICTOR	2020-12-16	BMO1	PMCHQ00001475	\$28.80
147714	206369	ECHO VILLAGE	2020-12-16	BMO1	PMCHQ00001475	\$1,000.00
147715	200914	ESRI CANADA LTD	2020-12-16	BMO1	PMCHQ00001475	\$6,451.20
147716	203359	FIR PARK VILLAGE	2020-12-16	BMO1	PMCHQ00001475	\$1,000.00
147717	204330	FLYING COLOURS INTERNATIONAL	2020-12-16	BMO1	PMCHQ00001475	\$406.09
147718	16501	FORTIS BC - NATURAL GAS	2020-12-16	BMO1	PMCHQ00001475	\$7,401.60
147719	55160	FRED SURRIDGE LTD	2020-12-16	BMO1	PMCHQ00001475	\$604.27
147720	99851	FUDGE, NORM	2020-12-16	BMO1	PMCHQ00001475	\$107.10
147721	203958	GAGNON, MICHELLE	2020-12-16	BMO1	PMCHQ00001475	\$637.44
147722	206373	JOHNSON, BLAIR	2020-12-16	BMO1	PMCHQ00001475	\$168.38
147723	200820	KALUGIN, STEVE	2020-12-16	BMO1	PMCHQ00001475	\$270.62
147724	206008	LACROIX, MARK	2020-12-16	BMO1	PMCHQ00001475	\$1,200.00
147725	205717	MACAULEY, ROSALYN L	2020-12-16	BMO1	PMCHQ00001475	\$195.95
147726	206370	MURRAY, ANGELA	2020-12-16	BMO1	PMCHQ00001475	\$247.77
147727	206371	NORLOCK, JIM	2020-12-16	BMO1	PMCHQ00001475	\$207.63
147728	25322	PORT ALBERNI FIRE DEPARTMENT P	2020-12-16	BMO1	PMCHQ00001475	\$135.65
147729	53726	SOFTCHOICE CORP	2020-12-16	BMO1	PMCHQ00001475	\$886.59
147730	205894	THE GO-TO GUYS	2020-12-16	BMO1	PMCHQ00001475	\$304.50
147731	205022	THOROGOOD, GAYLENE	2020-12-16	BMO1	PMCHQ00001475	\$69.68
147732	56280	TIMES COLONIST	2020-12-16	BMO1	PMCHQ00001475	\$365.40
147733	204848	VERITIV CANADA, INC	2020-12-16	BMO1	PMCHQ00001475	\$87.54
147734	203319	WESTLAND INSURANCE	2020-12-16	BMO1	PMCHQ00001475	\$100,264.00
147735	206372	WILLKOMM, MELISSA	2020-12-16	BMO1	PMCHQ00001475	\$834.75
147736	559	0946982 BC LTD	2020-12-22	BMO1	PMCHQ00001477	\$1,200.47
147737	205842	AGGRESSIVE TRUCK REPAIR	2020-12-22	BMO1	PMCHQ00001477	\$4,378.99
147738	29104	ALBERNI COLOUR CORNER	2020-12-22	BMO1	PMCHQ00001477	\$43.04
147739	2870	ALBERNI PAVING & CONTRACTING L	2020-12-22	BMO1	PMCHQ00001477	\$5,064.00
147740	5743	ASSOCIATED FIRE & SAFETY INC.	2020-12-22	BMO1	PMCHQ00001477	\$1,316.29
147741	10478	B C MUNICIPAL SAFETY ASSOCIATI	2020-12-22	BMO1	PMCHQ00001477	\$630.00
147742	10725	B C STUDIES - UBC	2020-12-22	BMO1	PMCHQ00001477	\$183.75
147743	202955	BC ECONOMIC DEVELOPMENT ASSOCI	2020-12-22	BMO1	PMCHQ00001477	\$1,837.50
147744	206378	BURKHOLDER, RUBY	2020-12-22	BMO1	PMCHQ00001477	\$1,236.89
147745	15301	CANADIAN TIRE #488	2020-12-22	BMO1	PMCHQ00001477	\$1,016.28
147746	35052	CHEVELDAVE, WAYNE OR JANZEN, S	2020-12-22	BMO1	PMCHQ00001477	\$89.20
147747	17550	CIRCLE DAIRY 1987 LTD	2020-12-22	BMO1	PMCHQ00001477	\$28.34
147748	205743	CLARKSTONE & DEARIN NOTARY COR	2020-12-22	BMO1	PMCHQ00001477	\$178.42
147749	19547	COMPUTROL FUEL SYSTEMS INC	2020-12-22	BMO1	PMCHQ00001477	\$2,408.00
147750	206377	DAME, ELLEN	2020-12-22	BMO1	PMCHQ00001477	\$55.00
147751	22780	EDDIES HANG UP DISPLAY	2020-12-22	BMO1	PMCHQ00001477	\$214.34
147752	202959	FORT GARRY FIRE TRUCKS	2020-12-22	BMO1	PMCHQ00001477	\$98.67
147753	16501	FORTIS BC - NATURAL GAS	2020-12-22	BMO1	PMCHQ00001477	\$30.19
147754	203958	GAGNON, MICHELLE	2020-12-22	BMO1	PMCHQ00001477	\$109.72
147755	204783	GILCHRIST, JESSICA	2020-12-22	BMO1	PMCHQ00001477	\$38.38
147756	202296	GINGRAS, JEFF	2020-12-22	BMO1	PMCHQ00001477	\$100.00
147757	27300	HANDY ANDY MAINTENANCE LTD	2020-12-22	BMO1	PMCHQ00001477	\$8.82
147758	204788	Colette J Harding	2020-12-22	BMO1	PMCHQ00001477	\$63.00
147759	29120	HUB FIRE ENGINES & EQUIPMENT L	2020-12-22	BMO1	PMCHQ00001477	\$351.64
147760	205128	ITBLUEPRINT	2020-12-22	BMO1	PMCHQ00001477	\$735.00

City of Port Alberni
 VENDOR CHEQUE REGISTER REPORT
 Payables Management

* Voided Cheques

Cheque Number	Vendor ID	Vendor Cheque Name	Cheque Date	Chequebook ID	Audit Trail Code	Amount
147761	205963	ITEL NETWORKS INC	2020-12-22	BMO1	PMCHQ00001477	\$4,498.77
147762	206376	JF MARLEAU	2020-12-22	BMO1	PMCHQ00001477	\$840.00
147763	202167	KNAPPETT INDUSTRIES LTD.	2020-12-22	BMO1	PMCHQ00001477	\$290,351.25
147764	204667	LLOYD, BYRON	2020-12-22	BMO1	PMCHQ00001477	\$399.00
147765	203600	LOOMIS EXPRESS	2020-12-22	BMO1	PMCHQ00001477	\$80.33
147766	204781	LULHAM, DEBRA	2020-12-22	BMO1	PMCHQ00001477	\$6.88
147767	36890	M B LABORATORIES LTD	2020-12-22	BMO1	PMCHQ00001477	\$374.51
147768	39580	MINISTER OF FINANCE PESTICIDE	2020-12-22	BMO1	PMCHQ00001477	\$250.00
147769	203389	MINISTER OF GOVERNMENT SERVICE	2020-12-22	BMO1	PMCHQ00001477	\$141.92
147770	44520	PARKS & RECREATION PETTY CASH	2020-12-22	BMO1	PMCHQ00001477	\$142.55
147771	44660	PEARSON TIRE LTD	2020-12-22	BMO1	PMCHQ00001477	\$89.60
147772	45850	PORT ALBERNI PORT AUTHORITY	2020-12-22	BMO1	PMCHQ00001477	\$25,000.00
147773	205556	POTTER, TASHIA	2020-12-22	BMO1	PMCHQ00001477	\$340.00
147774	206155	REAPLYWOOD DESIGN & RESEARCH I	2020-12-22	BMO1	PMCHQ00001477	\$5,250.00
147776	203624	REED, DEIDRE	2020-12-22	BMO1	PMCHQ00001477	\$19.00
147777	49940	ROBINSON RENTALS & SALES	2020-12-22	BMO1	PMCHQ00001477	\$8,045.96
147778	204767	ROGERS, YVONNE	2020-12-22	BMO1	PMCHQ00001477	\$780.00
147779	205031	SECURTEK MONITORING SOLUTIONS	2020-12-22	BMO1	PMCHQ00001477	\$472.50
147780	202409	SHAW BUSINESS	2020-12-22	BMO1	PMCHQ00001477	\$1,922.97
147781	52450	SHAW CABLE	2020-12-22	BMO1	PMCHQ00001477	\$10.47
147782	52733	SHRED-IT INTERNATIONAL ULC	2020-12-22	BMO1	PMCHQ00001477	\$86.42
147783	53499	SMITH, KIRSTEN	2020-12-22	BMO1	PMCHQ00001477	\$27.50
147784	206283	SNAP ON	2020-12-22	BMO1	PMCHQ00001477	\$2,329.60
147785	200233	SOLIDCAD	2020-12-22	BMO1	PMCHQ00001477	\$8,097.60
147786	53910	SOUTHSIDE AUTO SUPPLY LTD	2020-12-22	BMO1	PMCHQ00001477	\$62.15
147787	203124	STAPLES ADVANTAGE	2020-12-22	BMO1	PMCHQ00001477	\$212.15
147788	203942	STARBOARD GRILL	2020-12-22	BMO1	PMCHQ00001477	\$111.30
147789	10920	TELUS	2020-12-22	BMO1	PMCHQ00001477	\$4,611.03
147790	10868	TELUS MOBILITY CELLULAR INC	2020-12-22	BMO1	PMCHQ00001477	\$4,485.38
147791	201405	TEREPOCKI, LAURIE	2020-12-22	BMO1	PMCHQ00001477	\$162.22
147792	205894	THE GO-TO GUYS	2020-12-22	BMO1	PMCHQ00001477	\$753.13
147793	205596	THE VALLEY VIBE	2020-12-22	BMO1	PMCHQ00001477	\$115.50
147794	206328	THIESSEN, ERNST	2020-12-22	BMO1	PMCHQ00001477	\$72.60
147795	205022	THOROGOOD, GAYLENE	2020-12-22	BMO1	PMCHQ00001477	\$68.21
147796	60613	WESTCOAST HOME HARDWARE	2020-12-22	BMO1	PMCHQ00001477	\$832.33
147797	30130	WESTERN VANCOUVER ISLAND INDUS	2020-12-22	BMO1	PMCHQ00001477	\$1,909.54
147798	203205	WETMORE, DAN	2020-12-22	BMO1	PMCHQ00001477	\$399.00
147799	206375	WHYTE, THOMAS & WENDY	2020-12-22	BMO1	PMCHQ00001477	\$255.17
147800	62790	WONG, BOYD	2020-12-22	BMO1	PMCHQ00001477	\$399.00
147801	206379	09089136 BC LTD	2020-12-29	BMO1	PMCHQ00001479	\$1,000.00
147802	559	0946982 BC LTD	2020-12-29	BMO1	PMCHQ00001479	\$3,997.30
147803	560	ACKLANDS - GRAINGER INC	2020-12-29	BMO1	PMCHQ00001479	\$2,906.74
147804	202866	COASTAL BRIDGE & CONSTRUCTION	2020-12-29	BMO1	PMCHQ00001479	\$1,647.80
147805	204361	CUSSON, DAVE	2020-12-29	BMO1	PMCHQ00001479	\$335.77
147806	23495	EXHAUST MASTERS - A.P. BRAKE &	2020-12-29	BMO1	PMCHQ00001479	\$582.40
147807	55160	FRED SURRIDGE LTD	2020-12-29	BMO1	PMCHQ00001479	\$338.85
147808	25435	GIRI, AMAR	2020-12-29	BMO1	PMCHQ00001479	\$497.17
147809	53940	HARTWELL, DAVINA	2020-12-29	BMO1	PMCHQ00001479	\$500.00
147810	202948	MCGIFFORD, ANDREW	2020-12-29	BMO1	PMCHQ00001479	\$997.50
147811	203689	RICOH CANADA	2020-12-29	BMO1	PMCHQ00001479	\$308.35
147812	52450	SHAW CABLE	2020-12-29	BMO1	PMCHQ00001479	\$833.33
147813	205894	THE GO-TO GUYS	2020-12-29	BMO1	PMCHQ00001479	\$325.50
147815	204848	VERITIV CANADA, INC	2020-12-29	BMO1	PMCHQ00001479	\$894.77
147816	60613	WESTCOAST HOME HARDWARE	2020-12-29	BMO1	PMCHQ00001479	\$357.51
147817	63140	WYNANS FURNITURE & UPHOLSTERY	2020-12-29	BMO1	PMCHQ00001479	\$224.00

Total Cheques: 1,245

Total Amount of Cheques: \$17,732,096.23

=====

Jan 1 - March 31 121

System: 2021-04-12 10:18:40 AM
 User Date: 2021-04-12

City of Port Alberni
 VENDOR CHEQUE REGISTER REPORT
 Payables Management

Page: 1
 User ID: SPENCER_M

Ranges:	From:	To:	From:	To:
Cheque Number	147818	148301	Cheque Date	First
Vendor ID	First	Last	Chequebook ID	First
Vendor Name	First	Last		Last

Sorted By: Cheque Number

* Voided Cheques

Cheque Number	Vendor ID	Vendor Cheque Name	Cheque Date	Chequebook ID	Audit Trail Code	Amount
147818	10360	B C HYDRO & POWER AUTHORITY	2021-01-06	BM01	PMCHQ00001481	\$2,343.27
147819	10710	B C RECREATION & PARKS ASSOCIA	2021-01-06	BM01	PMCHQ00001481	\$928.24
147820	200880	ESKOLA, CHAD	2021-01-06	BM01	PMCHQ00001481	\$616.88
147821	16501	FORTIS BC - NATURAL GAS	2021-01-06	BM01	PMCHQ00001481	\$4,340.56
147822	26060	GRAPHIC OFFICE INTERIORS	2021-01-06	BM01	PMCHQ00001481	\$5,397.63
147823	205088	LANDSVIK, ERIK	2021-01-06	BM01	PMCHQ00001481	\$97.83
147824	290067	NORTH ISLAND TRACTOR	2021-01-06	BM01	PMCHQ00001481	\$490.53
147825	206086	REYNOLDS, BRANDY	2021-01-06	BM01	PMCHQ00001481	\$572.00
147826	205431	ROBERTS, CANDYSE	2021-01-06	BM01	PMCHQ00001481	\$371.24
147827	53650	S P C A	2021-01-06	BM01	PMCHQ00001481	\$12,294.96
147828	204779	0858133 BC LTD DBA NICKLIN WAS	2021-01-07	BM01	PMCHQ00001483	\$2,709.00
147829	250	A C E COURIER SERVICES	2021-01-07	BM01	PMCHQ00001483	\$187.85
147830	560	ACKLANDS - GRAINGER INC	2021-01-07	BM01	PMCHQ00001483	\$298.55
147831	205842	AGGRESSIVE TRUCK REPAIR	2021-01-07	BM01	PMCHQ00001483	\$68.41
147832	5743	ASSOCIATED FIRE & SAFETY INC.	2021-01-07	BM01	PMCHQ00001483	\$10,423.34
147833	15301	CANADIAN TIRE #488	2021-01-07	BM01	PMCHQ00001483	\$14.10
147834	203688	CDW CANADA	2021-01-07	BM01	PMCHQ00001483	\$5,223.68
147835	205759	CHRISTOPHER POUGET	2021-01-07	BM01	PMCHQ00001483	\$190.00
147836	17550	CIRCLE DAIRY 1987 LTD	2021-01-07	BM01	PMCHQ00001483	\$75.30
147837	205870	CLARK, JAYDE	2021-01-07	BM01	PMCHQ00001483	\$167.69
147838	203788	CLOVERDALE PAINT INC	2021-01-07	BM01	PMCHQ00001483	\$19.99
147839	205911	COASTAL RISK SOLUTIONS	2021-01-07	BM01	PMCHQ00001483	\$1,997.66
147840	18735	COFFEE FUND	2021-01-07	BM01	PMCHQ00001483	\$94.50
147841	19263	COMMUNITY FUTURES DEVELOPMENT	2021-01-07	BM01	PMCHQ00001483	\$38,000.00
147842	55160	FRED SURRIDGE LTD	2021-01-07	BM01	PMCHQ00001483	\$2,388.27
147843	203958	GAGNON, MICHELLE	2021-01-07	BM01	PMCHQ00001483	\$594.18
147845	202897	HARNISH SALES AGENCY	2021-01-07	BM01	PMCHQ00001483	\$133.60
147846	29120	HUB FIRE ENGINES & EQUIPMENT L	2021-01-07	BM01	PMCHQ00001483	\$278.72
147847	203121	L7 PICTURE FRAMING	2021-01-07	BM01	PMCHQ00001483	\$333.52
147848	36890	M B LABORATORIES LTD	2021-01-07	BM01	PMCHQ00001483	\$2,660.02
147849	39000	MEGA TECH	2021-01-07	BM01	PMCHQ00001483	\$795.37
147850	38101	MICHELIN NORTH AMERICA (CANADA	2021-01-07	BM01	PMCHQ00001483	\$853.89
147851	47480	NATIONAL ENERGY EQUIPMENT INC.	2021-01-07	BM01	PMCHQ00001483	\$94.45
147852	41801	ND GRAPHICS	2021-01-07	BM01	PMCHQ00001483	\$1,457.46
147854	204611	NEXGEN HEARING INDUSTRIAL	2021-01-07	BM01	PMCHQ00001483	\$551.25
147855	206241	NOMAD TREE SERVICE	2021-01-07	BM01	PMCHQ00001483	\$4,877.25
147856	205662	PROTELEC ALARMS	2021-01-07	BM01	PMCHQ00001483	\$344.40
147857	204572	RAIDER HANSEN	2021-01-07	BM01	PMCHQ00001483	\$133.54
147858	205749	REVOLUTION ENVIRONMENTAL SOLUT	2021-01-07	BM01	PMCHQ00001483	\$1,853.25
147859	52733	SHRED-IT INTERNATIONAL ULC	2021-01-07	BM01	PMCHQ00001483	\$172.84
147860	53910	SOUTHSIDE AUTO SUPPLY LTD	2021-01-07	BM01	PMCHQ00001483	\$4,685.40
147861	54170	STAFF FUND	2021-01-07	BM01	PMCHQ00001483	\$163.00
147862	203124	STAPLES ADVANTAGE	2021-01-07	BM01	PMCHQ00001483	\$328.69
147863	205596	THE VALLEY VIBE	2021-01-07	BM01	PMCHQ00001483	\$1,680.00
147864	205501	TOTEM TREE OPERATIONS	2021-01-07	BM01	PMCHQ00001483	\$8,943.90
147865	56520	TRAN SIGN (1999) LTD.	2021-01-07	BM01	PMCHQ00001483	\$1,109.63
147866	59750	WALCO INDUSTRIES LTD	2021-01-07	BM01	PMCHQ00001483	\$4,678.80
147867	206160	ZOOM VIDEO COMMUNICATIONS INC	2021-01-07	BM01	PMCHQ00001483	\$50.40
147868	206383	ACOSTA, RICHARD C	2021-01-13	BM01	PMCHQ00001486	\$770.00
147869	204651	ALBERNI VALLEY TRANSITION TOWN	2021-01-13	BM01	PMCHQ00001486	\$1,000.00
147870	10360	B C HYDRO & POWER AUTHORITY	2021-01-13	BM01	PMCHQ00001486	\$94,039.06
147871	206384	BREMNER, ROBIE G	2021-01-13	BM01	PMCHQ00001486	\$1,735.00
147872	206385	DICKINSON, ROB	2021-01-13	BM01	PMCHQ00001486	\$2,422.11
147873	27985	HEIMAN, DAVE	2021-01-13	BM01	PMCHQ00001486	\$33.60
147874	28650	HOPKINS, ANN	2021-01-13	BM01	PMCHQ00001486	\$100.80
147875	204572	RAIDER HANSEN	2021-01-13	BM01	PMCHQ00001486	\$524.79

City of Port Alberni
 VENDOR CHEQUE REGISTER REPORT
 Payables Management

* Voided Cheques

Cheque Number	Vendor ID	Vendor Cheque Name	Cheque Date	Chequebook ID	Audit Trail Code	Amount
147876	203689	RICOH CANADA	2021-01-13	BMO1	PMCHQ00001486	\$223.95
147877	204767	ROGERS, YVONNE	2021-01-13	BMO1	PMCHQ00001486	\$810.00
147878	52450	SHAW CABLE	2021-01-13	BMO1	PMCHQ00001486	\$198.46
147879	10920	TELUS	2021-01-13	BMO1	PMCHQ00001486	\$1,169.87
147880	205817	FITNESS EXPERIENCE	2021-01-14	BMO1	PMCHQ00001488	\$665.56
147881	203630	BLOCK WATCH SOCIETY OF BC	2021-01-20	BMO1	PMCHQ00001490	\$100.00
147882	9700	BREAD OF LIFE	2021-01-20	BMO1	PMCHQ00001490	\$150.00
147883	203484	CAMLOCK HOLDINGS LTD	2021-01-20	BMO1	PMCHQ00001490	\$700.63
147884	204862	DARLING, SARA	2021-01-20	BMO1	PMCHQ00001490	\$23.95
147885	206387	DEPAPE, JENNIFER L	2021-01-20	BMO1	PMCHQ00001490	\$1,540.00
147886	16501	FORTIS BC - NATURAL GAS	2021-01-20	BMO1	PMCHQ00001490	\$8,042.50
147887	206008	LACROIX, MARK	2021-01-20	BMO1	PMCHQ00001490	\$2,400.00
147888	203693	LADYBIRD ENGRAVING & WEB CREAT	2021-01-20	BMO1	PMCHQ00001490	\$537.60
147889	203384	MAY, COLLEEN	2021-01-20	BMO1	PMCHQ00001490	\$25.00
147890	206177	NEILSON STRATEGIES INC	2021-01-20	BMO1	PMCHQ00001490	\$2,709.00
147891	205951	PADDOCK, LUKE	2021-01-20	BMO1	PMCHQ00001490	\$16.00
147892	46530	PORTTILA, LINDA	2021-01-20	BMO1	PMCHQ00001490	\$33.55
147893	203512	RACE, ROBERT	2021-01-20	BMO1	PMCHQ00001490	\$400.00
147894	206086	REYNOLDS, BRANDY	2021-01-20	BMO1	PMCHQ00001490	\$450.00
147895	203689	RICOH CANADA	2021-01-20	BMO1	PMCHQ00001490	\$2,523.93
147896	53650	S P C A	2021-01-20	BMO1	PMCHQ00001490	\$125.00
147897	206215	SALVATION ARMY	2021-01-20	BMO1	PMCHQ00001490	\$225.00
147898	202409	SHAW BUSINESS	2021-01-20	BMO1	PMCHQ00001490	\$1,334.82
147899	52450	SHAW CABLE	2021-01-20	BMO1	PMCHQ00001490	\$362.14
147900	10920	TELUS	2021-01-20	BMO1	PMCHQ00001490	\$4,920.22
147901	10868	TELUS MOBILITY CELLULAR INC	2021-01-20	BMO1	PMCHQ00001490	\$4,497.12
147902	559	0946982 BC LTD	2021-01-21	BMO1	PMCHQ00001492	\$1,895.04
147903	250	A C E COURIER SERVICES	2021-01-21	BMO1	PMCHQ00001492	\$1,154.69
147904	560	ACKLANDS - GRAINGER INC	2021-01-21	BMO1	PMCHQ00001492	\$112.47
147905	204827	ATS TRAFFIC BRITISH COLUMBIA	2021-01-21	BMO1	PMCHQ00001492	\$3,141.05
147906	15301	CANADIAN TIRE #488	2021-01-21	BMO1	PMCHQ00001492	\$465.45
147907	203688	CDW CANADA	2021-01-21	BMO1	PMCHQ00001492	\$1,754.69
147908	17550	CIRCLE DAIRY 1987 LTD	2021-01-21	BMO1	PMCHQ00001492	\$37.68
147909	205743	CLARKSTONE & DEARIN NOTARY COR	2021-01-21	BMO1	PMCHQ00001492	\$119.92
147910	46589	CLEARTECH INDUSTRIES INC	2021-01-21	BMO1	PMCHQ00001492	\$268.20
147911	203788	CLOVERDALE PAINT INC	2021-01-21	BMO1	PMCHQ00001492	\$115.04
147912	18735	COFFEE FUND	2021-01-21	BMO1	PMCHQ00001492	\$144.00
147913	206374	CORFLEX	2021-01-21	BMO1	PMCHQ00001492	\$913.50
147914	204129	DAST WELDING INC	2021-01-21	BMO1	PMCHQ00001492	\$161.78
147915	200718	D'SIGN GUY	2021-01-21	BMO1	PMCHQ00001492	\$47.04
147916	24098	FIRE CHIEF'S ASSOCIATION OF BC	2021-01-21	BMO1	PMCHQ00001492	\$560.00
147917	55160	FRED SURRIDGE LTD	2021-01-21	BMO1	PMCHQ00001492	\$860.77
147918	37255	GREAT WEST EQUIPMENT	2021-01-21	BMO1	PMCHQ00001492	\$1,102.87
147919	204778	ISLAND BEVERAGE SERVICES	2021-01-21	BMO1	PMCHQ00001492	\$331.56
147920	206386	LAMBERT, TAMMY	2021-01-21	BMO1	PMCHQ00001492	\$86.57
147921	203600	LOOMIS EXPRESS	2021-01-21	BMO1	PMCHQ00001492	\$39.47
147922	205925	LOUDON, NICOLE	2021-01-21	BMO1	PMCHQ00001492	\$105.05
147923	37463	MASTER MUNICIPAL CONSTRUCTION	2021-01-21	BMO1	PMCHQ00001492	\$593.25
147924	38560	MINISTER OF FINANCE - Product	2021-01-21	BMO1	PMCHQ00001492	\$192.19
147925	203389	MINISTER OF GOVERNMENT SERVICE	2021-01-21	BMO1	PMCHQ00001492	\$123.68
147926	203531	NORTHWEST HYDRAULIC CONSULTANT	2021-01-21	BMO1	PMCHQ00001492	\$6,055.10
147927	206388	PINEAULT, ROBYN	2021-01-21	BMO1	PMCHQ00001492	\$133.50
147928	46620	PRICE'S ALARM SYSTEMS	2021-01-21	BMO1	PMCHQ00001492	\$157.34
147929	46676	PRIORITY MANAGEMENT SYSTEMS	2021-01-21	BMO1	PMCHQ00001492	\$271.63
147930	206077	PULVER CRAWFORD MUNROE LLP	2021-01-21	BMO1	PMCHQ00001492	\$179.20
147931	205749	REVOLUTION ENVIRONMENTAL SOLUT	2021-01-21	BMO1	PMCHQ00001492	\$99.75
147932	52733	SHRED-IT INTERNATIONAL ULC	2021-01-21	BMO1	PMCHQ00001492	\$86.42
147933	53726	SOFTCHOICE CORP	2021-01-21	BMO1	PMCHQ00001492	\$3,892.00
147934	53910	SOUTHSIDE AUTO SUPPLY LTD	2021-01-21	BMO1	PMCHQ00001492	\$3,485.72
147935	203124	STAPLES ADVANTAGE	2021-01-21	BMO1	PMCHQ00001492	\$799.84
147936	206328	THIESSEN, ERNST	2021-01-21	BMO1	PMCHQ00001492	\$51.15
147937	205501	TOTEM TREE OPERATIONS	2021-01-21	BMO1	PMCHQ00001492	\$21,086.62
147938	60613	WESTCOAST HOME HARDWARE	2021-01-21	BMO1	PMCHQ00001492	\$357.60

City of Port Alberni
 VENDOR CHEQUE REGISTER REPORT
 Payables Management

* Voided Cheques

Cheque Number	Vendor ID	Vendor Cheque Name	Cheque Date	Chequebook ID	Audit Trail Code	Amount
147939	204035	ALBERNI TOYOTA	2021-01-27	BMO1	PMCHQ00001494	\$706.86
147940	206391	ANDERSON, LESLEY S	2021-01-27	BMO1	PMCHQ00001494	\$100.80
147941	206393	ANDREW, MICHAEL	2021-01-27	BMO1	PMCHQ00001494	\$52.36
147942	8690	BEZDAN SALES LTD,GEO	2021-01-27	BMO1	PMCHQ00001494	\$904.96
147943	206396	BRANDIE BRATT	2021-01-27	BMO1	PMCHQ00001494	\$176.00
147944	49165	CBI REHABILITATION IN MOTION I	2021-01-27	BMO1	PMCHQ00001494	\$63.00
147945	19200	COMMUNITY ARTS COUNCIL OF THE	2021-01-27	BMO1	PMCHQ00001494	\$5,000.00
147946	206385	DICKINSON, ROB	2021-01-27	BMO1	PMCHQ00001494	\$721.87
147947	16501	FORTIS BC - NATURAL GAS	2021-01-27	BMO1	PMCHQ00001494	\$7,705.60
147948	206390	GEORGE, KAYLA	2021-01-27	BMO1	PMCHQ00001494	\$28.00
147949	206397	GRASSROOTS HOMELESS COALITION	2021-01-27	BMO1	PMCHQ00001494	\$1,500.00
147950	205888	IMAGINATION FX	2021-01-27	BMO1	PMCHQ00001494	\$2,940.00
147951	206284	JOHN S MANSON, PENG	2021-01-27	BMO1	PMCHQ00001494	\$6,869.10
147952	202219	JOSEPH, MARVIN	2021-01-27	BMO1	PMCHQ00001494	\$60.40
147953	51746	KRAUSE, LISA	2021-01-27	BMO1	PMCHQ00001494	\$140.26
147954	206392	KWICZAK, SANDY	2021-01-27	BMO1	PMCHQ00001494	\$66.15
147955	206214	MCLEOD, MITCH & NIKKI	2021-01-27	BMO1	PMCHQ00001494	\$386.40
147956	38085	MVP CREST & TROPHY PRODUCTS	2021-01-27	BMO1	PMCHQ00001494	\$60.90
147957	41801	ND GRAPHICS	2021-01-27	BMO1	PMCHQ00001494	\$902.89
147958	45881	P A ORCHESTRA & CHORUS SOCIETY	2021-01-27	BMO1	PMCHQ00001494	\$941.00
147959	206389	PWL PARTNERSHIP LANDSCAPE ARCH	2021-01-27	BMO1	PMCHQ00001494	\$14,803.18
147960	206086	REYNOLDS, BRANDY	2021-01-27	BMO1	PMCHQ00001494	\$231.00
147961	206395	RITA WATTS-INDIGENOUS PEER OUT	2021-01-27	BMO1	PMCHQ00001494	\$253.00
147962	53650	S P C A	2021-01-27	BMO1	PMCHQ00001494	\$12,294.96
147963	915744	SCHWARZ, MIKI	2021-01-27	BMO1	PMCHQ00001494	\$120.00
147964	205031	SECURTEK MONITORING SOLUTIONS	2021-01-27	BMO1	PMCHQ00001494	\$236.25
147965	53910	SOUTHSIDE AUTO SUPPLY LTD	2021-01-27	BMO1	PMCHQ00001494	\$241.21
147966	205011	URGEL'S AUTO COLLISION	2021-01-27	BMO1	PMCHQ00001494	\$1,750.77
147967	250	A C E COURIER SERVICES	2021-02-03	BMO1	PMCHQ00001496	\$464.51
147968	204789	BC ONE CALL	2021-02-03	BMO1	PMCHQ00001496	\$557.87
147969	202459	CHANCES RIMROCK	2021-02-03	BMO1	PMCHQ00001496	\$1,032.98
147970	20572	CUNNINGHAM & RIVARD APPRAISALS	2021-02-03	BMO1	PMCHQ00001496	\$1,916.25
147971	21600	DEAKIN, PATRICK	2021-02-03	BMO1	PMCHQ00001496	\$1,490.01
147972	206177	NEILSON STRATEGIES INC	2021-02-03	BMO1	PMCHQ00001496	\$5,809.13
147973	44520	PARKS & RECREATION PETTY CASH	2021-02-03	BMO1	PMCHQ00001496	\$136.40
147974	200900	RECEIVER GENERAL FOR CANADA -	2021-02-03	BMO1	PMCHQ00001496	\$100.00
147975	52450	SHAW CABLE	2021-02-03	BMO1	PMCHQ00001496	\$356.49
147976	52097	SLR CONSULTING (CANADA) LTD	2021-02-03	BMO1	PMCHQ00001496	\$9,488.67
147977	205894	THE GO-TO GUYS	2021-02-03	BMO1	PMCHQ00001496	\$1,165.90
147978	206398	UNIVERUS SOFTWARE CANADA INC	2021-02-03	BMO1	PMCHQ00001496	\$5,600.00
147979	559	0946982 BC LTD	2021-02-04	BMO1	PMCHQ00001498	\$4,238.91
147980	560	ACKLANDS - GRAINGER INC	2021-02-04	BMO1	PMCHQ00001498	\$795.21
147981	201833	ADDY POWER LTD	2021-02-04	BMO1	PMCHQ00001498	\$1,890.00
147982	1765	ALBERNI CHRYSLER LTD.	2021-02-04	BMO1	PMCHQ00001498	\$878.04
147983	6801	B PLETTI CONTRACTING, INC.	2021-02-04	BMO1	PMCHQ00001498	\$2,502.41
147984	203484	CAMLOCK HOLDINGS LTD	2021-02-04	BMO1	PMCHQ00001498	\$900.11
147985	13650	CANADIAN ASSOCIATION OF FIRE C	2021-02-04	BMO1	PMCHQ00001498	\$309.75
147986	15301	CANADIAN TIRE #488	2021-02-04	BMO1	PMCHQ00001498	\$870.47
147987	203688	CDW CANADA	2021-02-04	BMO1	PMCHQ00001498	\$1,014.15
147988	17550	CIRCLE DAIRY 1987 LTD	2021-02-04	BMO1	PMCHQ00001498	\$147.00
147989	46589	CLEARTECH INDUSTRIES INC	2021-02-04	BMO1	PMCHQ00001498	\$1,152.85
147990	204380	CLYDESDALE AUTOMOTIVE	2021-02-04	BMO1	PMCHQ00001498	\$1,008.00
147991	20572	CUNNINGHAM & RIVARD APPRAISALS	2021-02-04	BMO1	PMCHQ00001498	\$5,964.00
147992	206098	EARTH LAND AND SEA	2021-02-04	BMO1	PMCHQ00001498	\$100.00
147993	23505	EXPRESS CUSTOM TRAILER MFG.	2021-02-04	BMO1	PMCHQ00001498	\$91.55
147994	202959	FORT GARRY FIRE TRUCKS	2021-02-04	BMO1	PMCHQ00001498	\$1,865.15
147995	201665	FRANCOEUR, LOUISE	2021-02-04	BMO1	PMCHQ00001498	\$127.00
147996	55160	FRED SURRIDGE LTD	2021-02-04	BMO1	PMCHQ00001498	\$448.90
147997	205875	G&G ROOFING LTD	2021-02-04	BMO1	PMCHQ00001498	\$721.59
147998	25436	GIRISON LAUNDROMAT	2021-02-04	BMO1	PMCHQ00001498	\$1,020.60
147999	37255	GREAT WEST EQUIPMENT	2021-02-04	BMO1	PMCHQ00001498	\$406.67
148000	27300	HANDY ANDY MAINTENANCE LTD	2021-02-04	BMO1	PMCHQ00001498	\$79.63
148001	206010	HIGH STANDARDS OVERHEAD DOOR L	2021-02-04	BMO1	PMCHQ00001498	\$2,114.65

City of Port Alberni
VENDOR CHEQUE REGISTER REPORT
Payables Management

* Voided Cheques

Cheque Number	Vendor ID	Vendor Cheque Name	Cheque Date	Chequebook ID	Audit Trail Code	Amount
148002	55523	IRWIN AIR LTD	2021-02-04	BM01	PMCHQ00001498	\$68.34
148003	31750	ISLAND OVERHEAD DOOR 1979 LTD	2021-02-04	BM01	PMCHQ00001498	\$1,020.61
148004	205963	ITEL NETWORKS INC	2021-02-04	BM01	PMCHQ00001498	\$9,001.11
148005	51746	KRAUSE, LISA	2021-02-04	BM01	PMCHQ00001498	\$620.00
148006	36890	M B LABORATORIES LTD	2021-02-04	BM01	PMCHQ00001498	\$392.02
148007	206399	MORNEAU SHEPELL	2021-02-04	BM01	PMCHQ00001498	\$260.40
148008	43435	P & R WESTERN STAR TRUCKS	2021-02-04	BM01	PMCHQ00001498	\$463.73
148009	204602	PATTERSON, CHARLES WESLEY	2021-02-04	BM01	PMCHQ00001498	\$150.00
148010	206266	PHI ARCHITECTURE INC	2021-02-04	BM01	PMCHQ00001498	\$5,576.81
148011	205243	PORT ALBERNI SUPPORT SOCIETY	2021-02-04	BM01	PMCHQ00001498	\$8,258.25
148012	205749	REVOLUTION ENVIRONMENTAL SOLUT	2021-02-04	BM01	PMCHQ00001498	\$2,575.75
148013	203689	RICOH CANADA	2021-02-04	BM01	PMCHQ00001498	\$200.72
148014	203633	ROSE, BRENT	2021-02-04	BM01	PMCHQ00001498	\$75.00
148015	19750	SETON	2021-02-04	BM01	PMCHQ00001498	\$220.34
148016	52450	SHAW CABLE	2021-02-04	BM01	PMCHQ00001498	\$209.71
148017	204021	SHEARFORCE EQUIPMENT	2021-02-04	BM01	PMCHQ00001498	\$2,296.00
148018	53910	SOUTHSIDE AUTO SUPPLY LTD	2021-02-04	BM01	PMCHQ00001498	\$1,634.99
148019	203124	STAPLES ADVANTAGE	2021-02-04	BM01	PMCHQ00001498	\$1,192.73
148020	203420	SUPREMEX INC	2021-02-04	BM01	PMCHQ00001498	\$2,719.25
148021	205894	THE GO-TO GUYS	2021-02-04	BM01	PMCHQ00001498	\$579.50
148022	206328	THIESSEN, ERNST	2021-02-04	BM01	PMCHQ00001498	\$49.50
148023	205501	TOTEM TREE OPERATIONS	2021-02-04	BM01	PMCHQ00001498	\$2,422.85
148024	56520	TRAN SIGN (1999) LTD.	2021-02-04	BM01	PMCHQ00001498	\$1,783.61
148025	60613	WESTCOAST HOME HARDWARE	2021-02-04	BM01	PMCHQ00001498	\$181.52
148026	200530	YELLOW PAGES GROUP	2021-02-04	BM01	PMCHQ00001498	\$24.26
148027	10360	B C HYDRO & POWER AUTHORITY	2021-02-10	BM01	PMCHQ00001500	\$96,841.95
148028	206396	BRANDIE BRATT	2021-02-10	BM01	PMCHQ00001500	\$220.00
148029	21600	DEAKIN, PATRICK	2021-02-10	BM01	PMCHQ00001500	\$65.75
148030	206403	ENG, FRANCES	2021-02-10	BM01	PMCHQ00001500	\$251.10
148031	206400	FORBIDDEN MECHANICAL	2021-02-10	BM01	PMCHQ00001500	\$55.94
148032	204695	FPOABC	2021-02-10	BM01	PMCHQ00001500	\$78.75
148033	201953	HALEY, JOHN	2021-02-10	BM01	PMCHQ00001500	\$2,799.78
148034	202948	MCGIFFORD, ANDREW	2021-02-10	BM01	PMCHQ00001500	\$14.30
148035	206394	NEIGHBOURHOOD WELCOME PROGRAM	2021-02-10	BM01	PMCHQ00001500	\$80.85
148036	206086	REYNOLDS, BRANDY	2021-02-10	BM01	PMCHQ00001500	\$220.00
148037	202409	SHAW BUSINESS	2021-02-10	BM01	PMCHQ00001500	\$1,356.50
148038	52450	SHAW CABLE	2021-02-10	BM01	PMCHQ00001500	\$362.14
148039	10920	TELUS	2021-02-10	BM01	PMCHQ00001500	\$1,599.32
148040	10868	TELUS MOBILITY CELLULAR INC	2021-02-10	BM01	PMCHQ00001500	\$4,487.96
148041	205602	URSIC, CHRIS	2021-02-10	BM01	PMCHQ00001500	\$107.10
148042	203811	BCFTOA	2021-02-17	BM01	PMCHQ00001503	\$157.50
148043	205563	BOURELLE, NATHAN	2021-02-17	BM01	PMCHQ00001503	\$28.00
148044	17640	CITY OF PORT ALBERNI	2021-02-17	BM01	PMCHQ00001503	\$152.52
148045	205680	HENSON, MYA	2021-02-17	BM01	PMCHQ00001503	\$30.51
148046	206405	MARY CLARE MASSICOTTE	2021-02-17	BM01	PMCHQ00001503	\$2,531.20
148047	203384	MAY, COLLEEN	2021-02-17	BM01	PMCHQ00001503	\$154.59
148048	204065	MCHALE, COSTA	2021-02-17	BM01	PMCHQ00001503	\$35.65
148049	45850	PORT ALBERNI PORT AUTHORITY	2021-02-17	BM01	PMCHQ00001503	\$45,524.29
148050	200900	RECEIVER GENERAL FOR CANADA -	2021-02-17	BM01	PMCHQ00001503	\$50.00
148051	203624	REED, DEIDRE	2021-02-17	BM01	PMCHQ00001503	\$120.00
148052	205749	REVOLUTION ENVIRONMENTAL SOLUT	2021-02-17	BM01	PMCHQ00001503	\$939.48
148053	53498	SMITH, SCOTT	2021-02-17	BM01	PMCHQ00001503	\$595.00
148054	10920	TELUS	2021-02-17	BM01	PMCHQ00001503	\$4,615.55
148055	205788	WALLACE, MYLES	2021-02-17	BM01	PMCHQ00001503	\$139.00
148056	206406	WHIRLPOOL CANADA	2021-02-17	BM01	PMCHQ00001503	\$167.99
148057	206404	WILLIAMSON, ALICIA	2021-02-17	BM01	PMCHQ00001503	\$84.00
148058	559	0946982 BC LTD	2021-02-18	BM01	PMCHQ00001505	\$2,001.25
148059	560	ACKLANDS - GRAINGER INC	2021-02-18	BM01	PMCHQ00001505	\$210.56
148060	205842	AGGRESSIVE TRUCK REPAIR	2021-02-18	BM01	PMCHQ00001505	\$2,922.15
148061	1765	ALBERNI CHRYSLER LTD.	2021-02-18	BM01	PMCHQ00001505	\$119.26
148062	2200	ALBERNI FIRST AID	2021-02-18	BM01	PMCHQ00001505	\$425.25
148063	5743	ASSOCIATED FIRE & SAFETY INC.	2021-02-18	BM01	PMCHQ00001505	\$446.25
148064	15301	CANADIAN TIRE #488	2021-02-18	BM01	PMCHQ00001505	\$76.02

City of Port Alberni
 VENDOR CHEQUE REGISTER REPORT
 Payables Management

* Voided Cheques

Cheque Number	Vendor ID	Vendor Cheque Name	Cheque Date	Chequebook ID	Audit Trail Code	Amount
148065	203688	CDW CANADA	2021-02-18	BMO1	PMCHQ00001505	\$544.80
148066	17550	CIRCLE DAIRY 1987 LTD	2021-02-18	BMO1	PMCHQ00001505	\$220.43
148067	205870	CLARK, JAYDE	2021-02-18	BMO1	PMCHQ00001505	\$137.83
148068	203788	CLOVERDALE PAINT INC	2021-02-18	BMO1	PMCHQ00001505	\$179.62
148069	18735	COFFEE FUND	2021-02-18	BMO1	PMCHQ00001505	\$99.00
148070	18975	COLYN'S NURSERY & GARDEN CENTR	2021-02-18	BMO1	PMCHQ00001505	\$339.34
148071	200718	D'SIGN GUY	2021-02-18	BMO1	PMCHQ00001505	\$75.04
148072	206098	EARTH LAND AND SEA	2021-02-18	BMO1	PMCHQ00001505	\$987.00
148073	23495	EXHAUST MASTERS - A.P. BRAKE &	2021-02-18	BMO1	PMCHQ00001505	\$470.40
148074	31750	ISLAND OVERHEAD DOOR 1979 LTD	2021-02-18	BMO1	PMCHQ00001505	\$506.37
148075	206137	JAVEN SIMON ROOFING LTD	2021-02-18	BMO1	PMCHQ00001505	\$3,687.08
148076	203777	KLITSA DOORS (2012) LTD	2021-02-18	BMO1	PMCHQ00001505	\$127.27
148077	205925	LOUDON, NICOLE	2021-02-18	BMO1	PMCHQ00001505	\$26.40
148078	36890	M B LABORATORIES LTD	2021-02-18	BMO1	PMCHQ00001505	\$8,085.07
148079	206241	NOMAD TREE SERVICE	2021-02-18	BMO1	PMCHQ00001505	\$2,047.50
148080	44660	PEARSON TIRE LTD	2021-02-18	BMO1	PMCHQ00001505	\$106.40
148081	205662	PROTELEC ALARMS	2021-02-18	BMO1	PMCHQ00001505	\$344.40
148082	203008	RESCUE 7 INC	2021-02-18	BMO1	PMCHQ00001505	\$971.04
148083	206382	SANDALE UTILITY PRODUCTS	2021-02-18	BMO1	PMCHQ00001505	\$29,409.13
148084	52733	SHRED-IT INTERNATIONAL ULC	2021-02-18	BMO1	PMCHQ00001505	\$86.42
148085	53910	SOUTHSIDE AUTO SUPPLY LTD	2021-02-18	BMO1	PMCHQ00001505	\$2,021.48
148086	54170	STAFF FUND	2021-02-18	BMO1	PMCHQ00001505	\$64.00
148087	203124	STAPLES ADVANTAGE	2021-02-18	BMO1	PMCHQ00001505	\$1,623.83
148088	202288	STAPLES/ BD# 321 PORT ALBERNI	2021-02-18	BMO1	PMCHQ00001505	\$1,550.39
148089	203420	SUPREMEX INC	2021-02-18	BMO1	PMCHQ00001505	\$492.53
148090	206204	THIBEAU, NADINE	2021-02-18	BMO1	PMCHQ00001505	\$219.52
148091	56340	TOMKO SPORTS SYSTEMS INC	2021-02-18	BMO1	PMCHQ00001505	\$59.75
148092	205501	TOTEM TREE OPERATIONS	2021-02-18	BMO1	PMCHQ00001505	\$7,817.25
148093	60613	WESTCOAST HOME HARDWARE	2021-02-18	BMO1	PMCHQ00001505	\$20.15
148094	250	A C E COURIER SERVICES	2021-02-24	BMO1	PMCHQ00001507	\$1,767.06
148095	206412	CHINOOK SCAFFOLD SYSTEMS LTD	2021-02-24	BMO1	PMCHQ00001507	\$1,883.74
148096	205743	CLARKSTONE & DEARIN NOTARY COR	2021-02-24	BMO1	PMCHQ00001507	\$230.26
148097	204771	CRUICKSHANKS, HELEN	2021-02-24	BMO1	PMCHQ00001507	\$84.00
148098	204361	CUSSON, DAVE	2021-02-24	BMO1	PMCHQ00001507	\$22.39
148099	205990	ENTANDEM	2021-02-24	BMO1	PMCHQ00001507	\$779.58
148100	206408	ETHIER, SANDRA	2021-02-24	BMO1	PMCHQ00001507	\$60.00
148101	16501	FORTIS BC - NATURAL GAS	2021-02-24	BMO1	PMCHQ00001507	\$19,254.82
148102	206410	FROOD, ELLEN	2021-02-24	BMO1	PMCHQ00001507	\$500.00
148103	203958	GAGNON, MICHELLE	2021-02-24	BMO1	PMCHQ00001507	\$30.00
148104	204729	GALLIC, MARIAN	2021-02-24	BMO1	PMCHQ00001507	\$25.44
148105	201565	GUERIN, ANDRE	2021-02-24	BMO1	PMCHQ00001507	\$44.80
148106	206414	HOBBS, JOSHUA	2021-02-24	BMO1	PMCHQ00001507	\$37.80
148107	205888	IMAGINATION FX	2021-02-24	BMO1	PMCHQ00001507	\$1,417.50
148108	200541	JANZEN, SHARON	2021-02-24	BMO1	PMCHQ00001507	\$500.00
148109	206409	LANGLOIS, ROBERT	2021-02-24	BMO1	PMCHQ00001507	\$84.00
148110	35255	LOISELLE, ALLAN	2021-02-24	BMO1	PMCHQ00001507	\$100.00
148111	206112	MALBON, DAWN	2021-02-24	BMO1	PMCHQ00001507	\$126.00
148112	2002051	NEWBERRY, RICK	2021-02-24	BMO1	PMCHQ00001507	\$500.00
148113	206411	RUEL, TYLER	2021-02-24	BMO1	PMCHQ00001507	\$110.00
148114	53650	S P C A	2021-02-24	BMO1	PMCHQ00001507	\$12,294.96
148115	52450	SHAW CABLE	2021-02-24	BMO1	PMCHQ00001507	\$461.45
148116	206413	SPENCER SMITH, GARY	2021-02-24	BMO1	PMCHQ00001507	\$340.00
148117	205894	THE GO-TO GUYS	2021-02-24	BMO1	PMCHQ00001507	\$710.00
148118	205138	THORPE, WILLA	2021-02-24	BMO1	PMCHQ00001507	\$6,332.71
148119	206415	WATTS, RITA	2021-02-24	BMO1	PMCHQ00001507	\$55.00
148120	250	A C E COURIER SERVICES	2021-03-03	BMO1	PMCHQ00001511	\$256.55
148121	560	ACKLANDS - GRAINGER INC	2021-03-03	BMO1	PMCHQ00001511	\$685.29
148122	1765	ALBERNI CHRYSLER LTD.	2021-03-03	BMO1	PMCHQ00001511	\$826.34
148123	200541	JANZEN, SHARON	2021-03-03	BMO1	PMCHQ00001511	\$400.00
148124	201237	KOBUS, KARINA	2021-03-03	BMO1	PMCHQ00001511	\$1,433.33
148125	206401	MUNICIPAL INSURANCE ASSOC OF B	2021-03-03	BMO1	PMCHQ00001511	\$142,456.00
148126	204572	RAIDER HANSEN	2021-03-03	BMO1	PMCHQ00001511	\$46.92
148127	200233	SOLIDCAD	2021-03-03	BMO1	PMCHQ00001511	\$11,144.00

City of Port Alberni
 VENDOR CHEQUE REGISTER REPORT
 Payables Management

* Voided Cheques

Cheque Number	Vendor ID	Vendor Cheque Name	Cheque Date	Chequebook ID	Audit Trail Code	Amount
148128	204848	VERITIV CANADA, INC	2021-03-03	BMO1	PMCHQ00001511	\$1,938.05
148129	206067	WASTE CONNECTIONS OF CANADA IN	2021-03-03	BMO1	PMCHQ00001511	\$1,956.07
148130	60613	WESTCOAST HOME HARDWARE	2021-03-03	BMO1	PMCHQ00001511	\$67.33
148131	559	0946982 BC LTD	2021-03-04	BMO1	PMCHQ00001514	\$1,089.59
148132	201833	ADDY POWER LTD	2021-03-04	BMO1	PMCHQ00001514	\$1,970.93
148133	203794	ANIXTER CANADA INC	2021-03-04	BMO1	PMCHQ00001514	\$102.01
148134	206418	BATES, COLIN	2021-03-04	BMO1	PMCHQ00001514	\$10,500.00
148135	37050	BLACK MAGIC DESIGN LTD	2021-03-04	BMO1	PMCHQ00001514	\$68.32
148136	204153	BOS, ANDREW	2021-03-04	BMO1	PMCHQ00001514	\$1,400.00
148137	205733	BOX	2021-03-04	BMO1	PMCHQ00001514	\$226.05
148138	203484	CAMLOCK HOLDINGS LTD	2021-03-04	BMO1	PMCHQ00001514	\$912.98
148139	15301	CANADIAN TIRE #488	2021-03-04	BMO1	PMCHQ00001514	\$63.77
148140	206419	CASCADIA SEAWOOD	2021-03-04	BMO1	PMCHQ00001514	\$2,500.00
148141	203688	CDW CANADA	2021-03-04	BMO1	PMCHQ00001514	\$56.48
148142	17550	CIRCLE DAIRY 1987 LTD	2021-03-04	BMO1	PMCHQ00001514	\$28.93
148143	46589	CLEARTECH INDUSTRIES INC	2021-03-04	BMO1	PMCHQ00001514	\$1,037.49
148144	203788	CLOVERDALE PAINT INC	2021-03-04	BMO1	PMCHQ00001514	\$23.03
148145	21492	DELL COMPUTER INC.	2021-03-04	BMO1	PMCHQ00001514	\$362.21
148146	22526	DUNCAN ELECTRIC MOTOR LTD	2021-03-04	BMO1	PMCHQ00001514	\$9,880.14
148147	10530	ENVIRONMENTAL OPERATORS	2021-03-04	BMO1	PMCHQ00001514	\$111.23
148148	204330	FLYING COLOURS INTERNATIONAL	2021-03-04	BMO1	PMCHQ00001514	\$328.52
148149	27300	HANDY ANDY MAINTENANCE LTD	2021-03-04	BMO1	PMCHQ00001514	\$416.58
148150	205888	IMAGINATION FX	2021-03-04	BMO1	PMCHQ00001514	\$1,837.50
148151	205128	ITBLUEPRINT	2021-03-04	BMO1	PMCHQ00001514	\$1,665.27
148152	36890	M B LABORATORIES LTD	2021-03-04	BMO1	PMCHQ00001514	\$3,120.30
148153	205847	MDB INSIGHT INC	2021-03-04	BMO1	PMCHQ00001514	\$4,326.00
148154	206241	NOMAD TREE SERVICE	2021-03-04	BMO1	PMCHQ00001514	\$8,389.50
148155	204164	ORKIN CANADA	2021-03-04	BMO1	PMCHQ00001514	\$175.88
148156	43435	P & R WESTERN STAR TRUCKS	2021-03-04	BMO1	PMCHQ00001514	\$152.50
148157	203529	PIPE-EYE VIDEO INSPECTIONS & S	2021-03-04	BMO1	PMCHQ00001514	\$32,938.51
148158	203008	RESCUE 7 INC	2021-03-04	BMO1	PMCHQ00001514	\$1,715.84
148159	205040	RICHMOND ELEVATOR	2021-03-04	BMO1	PMCHQ00001514	\$286.65
148160	203689	RICOH CANADA	2021-03-04	BMO1	PMCHQ00001514	\$4,419.32
148161	52450	SHAW CABLE	2021-03-04	BMO1	PMCHQ00001514	\$234.46
148162	52733	SHRED-IT INTERNATIONAL ULC	2021-03-04	BMO1	PMCHQ00001514	\$86.42
148163	201900	SOURCE OFFICE FURNISHINGS	2021-03-04	BMO1	PMCHQ00001514	\$6,780.48
148164	53910	SOUTHSIDE AUTO SUPPLY LTD	2021-03-04	BMO1	PMCHQ00001514	\$1,422.29
148165	206417	STACY BOCZULAK	2021-03-04	BMO1	PMCHQ00001514	\$540.00
148166	203124	STAPLES ADVANTAGE	2021-03-04	BMO1	PMCHQ00001514	\$1,381.55
148167	205501	TOTEM TREE OPERATIONS	2021-03-04	BMO1	PMCHQ00001514	\$3,244.50
148168	202823	ULINE	2021-03-04	BMO1	PMCHQ00001514	\$3,328.54
148169	206160	ZOOM VIDEO COMMUNICATIONS INC	2021-03-04	BMO1	PMCHQ00001514	\$342.45
148185	10360	B C HYDRO & POWER AUTHORITY	2021-03-10	BMO1	PMCHQ00001517	\$92,427.10
148186	204862	DARLING, SARA	2021-03-10	BMO1	PMCHQ00001517	\$26.17
148187	21600	DEAKIN, PATRICK	2021-03-10	BMO1	PMCHQ00001517	\$4,589.80
148188	55160	FRED SURRIDGE LTD	2021-03-10	BMO1	PMCHQ00001517	\$1,948.07
148189	205875	G&G ROOFING LTD	2021-03-10	BMO1	PMCHQ00001517	\$2,625.00
148190	206421	JULIE M CASE,	2021-03-10	BMO1	PMCHQ00001517	\$10,500.00
148191	203693	LADYBIRD ENGRAVING & WEB CREAT	2021-03-10	BMO1	PMCHQ00001517	\$50.63
148192	203389	MINISTER OF GOVERNMENT SERVICE	2021-03-10	BMO1	PMCHQ00001517	\$48.13
148193	206394	NEIGHBOURHOOD WELCOME PROGRAM	2021-03-10	BMO1	PMCHQ00001517	\$57.75
148194	206420	PRUYSER, MARY ANN	2021-03-10	BMO1	PMCHQ00001517	\$113.40
148195	204572	RAIDER HANSEN	2021-03-10	BMO1	PMCHQ00001517	\$60.37
148196	206276	THIRD SPACE COMMUNITY PLANNING	2021-03-10	BMO1	PMCHQ00001517	\$3,543.75
148197	56075	THOEN, RANDY	2021-03-10	BMO1	PMCHQ00001517	\$600.00
148198	560	ACKLANDS - GRAINGER INC	2021-03-10	BMO1	PMCHQ00001518	\$874.09
148199	10360	B C HYDRO & POWER AUTHORITY	2021-03-17	BMO1	PMCHQ00001520	\$2,710.06
148200	205231	BOOMERANGS CAFE	2021-03-17	BMO1	PMCHQ00001520	\$83.58
148201	204153	BOS, ANDREW	2021-03-17	BMO1	PMCHQ00001520	\$900.00
148202	206396	BRANDIE BRATT	2021-03-17	BMO1	PMCHQ00001520	\$352.00
148203	206423	CITY OF MAPLE RIDGE	2021-03-17	BMO1	PMCHQ00001520	\$25.00
148204	203224	CROSS, MELISSA	2021-03-17	BMO1	PMCHQ00001520	\$194.85
148205	204361	CUSSON, DAVE	2021-03-17	BMO1	PMCHQ00001520	\$108.79

* Voided Cheques

Cheque Number	Vendor ID	Vendor Cheque Name	Cheque Date	Chequebook ID	Audit Trail Code	Amount
148206	205106	DR D VAN DER MERVE INC	2021-03-17	BMO1	PMCHQ00001520	\$30.00
148207	22526	DUNCAN ELECTRIC MOTOR LTD	2021-03-17	BMO1	PMCHQ00001520	\$9,560.99
148208	206074	FIVE STAR EMBROIDERY & SILK SC	2021-03-17	BMO1	PMCHQ00001520	\$1,900.09
148209	203417	HAUTZINGER, TIM	2021-03-17	BMO1	PMCHQ00001520	\$300.00
148210	206089	HEALTHSERV Professionals Inc	2021-03-17	BMO1	PMCHQ00001520	\$585.38
148211	205680	HENSON, MYA	2021-03-17	BMO1	PMCHQ00001520	\$44.63
148212	205264	HIGGINS, JORDAN	2021-03-17	BMO1	PMCHQ00001520	\$26.82
148214	34311	KRANEVELDT, ROB	2021-03-17	BMO1	PMCHQ00001520	\$133.58
148215	206405	MARY CLARE MASSICOTTE	2021-03-17	BMO1	PMCHQ00001520	\$2,373.70
148216	50351	RBC ROYAL BANK OF CANADA	2021-03-17	BMO1	PMCHQ00001520	\$9,223.68
148217	200900	RECEIVER GENERAL FOR CANADA -	2021-03-17	BMO1	PMCHQ00001520	\$75.00
148218	206086	REYNOLDS, BRANDY	2021-03-17	BMO1	PMCHQ00001520	\$374.00
148219	206001	SELECT ADVANTAGE	2021-03-17	BMO1	PMCHQ00001520	\$1,940.00
148220	52450	SHAW CABLE	2021-03-17	BMO1	PMCHQ00001520	\$209.69
148221	206417	STACY BOCZULAK	2021-03-17	BMO1	PMCHQ00001520	\$840.00
148222	206291	TECH ELECTRICAL OVERHEAD CRANE	2021-03-17	BMO1	PMCHQ00001520	\$728.60
148223	10920	TELUS	2021-03-17	BMO1	PMCHQ00001520	\$4,613.16
148224	10868	TELUS MOBILITY CELLULAR INC	2021-03-17	BMO1	PMCHQ00001520	\$3,807.40
148225	205138	THORPE, WILLA	2021-03-17	BMO1	PMCHQ00001520	\$52.58
148226	205655	WATTON, KRISTA	2021-03-17	BMO1	PMCHQ00001520	\$74.25
148227	203319	WESTLAND INSURANCE	2021-03-17	BMO1	PMCHQ00001520	\$1,171.00
148228	250	A C E COURIER SERVICES	2021-03-18	BMO1	PMCHQ00001522	\$1,147.67
148229	205842	AGGRESSIVE TRUCK REPAIR	2021-03-18	BMO1	PMCHQ00001522	\$909.39
148230	203484	CAMLOCK HOLDINGS LTD	2021-03-18	BMO1	PMCHQ00001522	\$583.99
148231	15301	CANADIAN TIRE #488	2021-03-18	BMO1	PMCHQ00001522	\$813.55
148232	49165	CBI REHABILITATION IN MOTION I	2021-03-18	BMO1	PMCHQ00001522	\$78.75
148233	17550	CIRCLE DAIRY 1987 LTD	2021-03-18	BMO1	PMCHQ00001522	\$75.42
148234	205870	CLARK, JAYDE	2021-03-18	BMO1	PMCHQ00001522	\$87.83
148235	205743	CLARKSTONE & DEARIN NOTARY COR	2021-03-18	BMO1	PMCHQ00001522	\$119.04
148236	203788	CLOVERDALE PAINT INC	2021-03-18	BMO1	PMCHQ00001522	\$140.55
148237	18975	COLYN'S NURSERY & GARDEN CENTR	2021-03-18	BMO1	PMCHQ00001522	\$183.15
148238	206098	EARTH LAND AND SEA	2021-03-18	BMO1	PMCHQ00001522	\$329.00
148239	203480	ENVIROSMART BIODEGRADABLES	2021-03-18	BMO1	PMCHQ00001522	\$3,326.40
148240	202959	FORT GARRY FIRE TRUCKS	2021-03-18	BMO1	PMCHQ00001522	\$425.98
148241	55160	FRED SURRIDGE LTD	2021-03-18	BMO1	PMCHQ00001522	\$1,220.21
148242	204783	GILCHRIST, JESSICA	2021-03-18	BMO1	PMCHQ00001522	\$15.95
148243	27300	HANDY ANDY MAINTENANCE LTD	2021-03-18	BMO1	PMCHQ00001522	\$10.92
148244	205925	LOUDON, NICOLE	2021-03-18	BMO1	PMCHQ00001522	\$73.70
148245	36890	M B LABORATORIES LTD	2021-03-18	BMO1	PMCHQ00001522	\$70.01
148246	38860	MINISTER OF FINANCE	2021-03-18	BMO1	PMCHQ00001522	\$2,567.31
148247	204394	MINISTRY OF ENVIRONMENT	2021-03-18	BMO1	PMCHQ00001522	\$15,884.47
148248	290067	NORTH ISLAND TRACTOR	2021-03-18	BMO1	PMCHQ00001522	\$790.88
148249	204164	ORKIN CANADA	2021-03-18	BMO1	PMCHQ00001522	\$175.88
148250	205662	PROTELEC ALARMS	2021-03-18	BMO1	PMCHQ00001522	\$331.80
148251	47000	PUROLATOR INC	2021-03-18	BMO1	PMCHQ00001522	\$44.13
148252	205031	SECURTEK MONITORING SOLUTIONS	2021-03-18	BMO1	PMCHQ00001522	\$472.50
148253	52733	SHRED-IT INTERNATIONAL ULC	2021-03-18	BMO1	PMCHQ00001522	\$172.84
148254	53499	SMITH, KIRSTEN	2021-03-18	BMO1	PMCHQ00001522	\$22.22
148255	53910	SOUTHSIDE AUTO SUPPLY LTD	2021-03-18	BMO1	PMCHQ00001522	\$1,341.40
148256	203124	STAPLES ADVANTAGE	2021-03-18	BMO1	PMCHQ00001522	\$40.86
148257	206204	THIBEAU, NADINE	2021-03-18	BMO1	PMCHQ00001522	\$194.21
148258	206328	THIESSEN, ERNST	2021-03-18	BMO1	PMCHQ00001522	\$37.40
148259	205655	WATTON, KRISTA	2021-03-18	BMO1	PMCHQ00001522	\$69.30
148260	559	0946982 BC LTD	2021-03-24	BMO1	PMCHQ00001524	\$4,238.92
148261	202402	BERKE, KARRY	2021-03-24	BMO1	PMCHQ00001524	\$120.00
148262	15052	CANADIAN RED CROSS SOCIETY - C	2021-03-24	BMO1	PMCHQ00001524	\$150.00
148263	206419	CASCADIA SEAWEEED	2021-03-24	BMO1	PMCHQ00001524	\$125.00
148264	17550	CIRCLE DAIRY 1987 LTD	2021-03-24	BMO1	PMCHQ00001524	\$37.54
148265	206425	COLMER, JEAN	2021-03-24	BMO1	PMCHQ00001524	\$162.95
148266	205984	ERGOMETRICS INC	2021-03-24	BMO1	PMCHQ00001524	\$3,190.00
148267	16501	FORTIS BC - NATURAL GAS	2021-03-24	BMO1	PMCHQ00001524	\$7,875.65
148268	206198	METRO MOTORS	2021-03-24	BMO1	PMCHQ00001524	\$41,356.00
148269	206426	SAVARD, LOUISE	2021-03-24	BMO1	PMCHQ00001524	\$104.00

City of Port Alberni
 VENDOR CHEQUE REGISTER REPORT
 Payables Management

* Voided Cheques

Cheque Number	Vendor ID	Vendor Cheque Name	Cheque Date	Chequebook ID	Audit Trail Code	Amount
148270	52097	SLR CONSULTING (CANADA) LTD	2021-03-24	BM01	PMCHQ00001524	\$1,423.60
148271	206067	WASTE CONNECTIONS OF CANADA IN	2021-03-24	BM01	PMCHQ00001524	\$1,139.77
148272	201046	DIGITAL POSTAGE ON CALL	2021-03-25	BM01	PMCHQ00001525	\$26,250.00
148273	560	ACKLANDS - GRAINGER INC	2021-03-31	BM01	PMCHQ00001527	\$737.05
148274	201833	ADDY POWER LTD	2021-03-31	BM01	PMCHQ00001527	\$1,386.01
148275	205906	ALEXANDER'S CONTRACT SERVICES	2021-03-31	BM01	PMCHQ00001527	\$2,175.00
148276	10360	B C HYDRO & POWER AUTHORITY	2021-03-31	BM01	PMCHQ00001527	\$281.55
148277	15301	CANADIAN TIRE #488	2021-03-31	BM01	PMCHQ00001527	\$202.23
148278	203688	CDW CANADA	2021-03-31	BM01	PMCHQ00001527	\$2,023.82
148279	202041	FELTRIN, TANIS	2021-03-31	BM01	PMCHQ00001527	\$22.39
148280	16501	FORTIS BC - NATURAL GAS	2021-03-31	BM01	PMCHQ00001527	\$10,498.71
148281	203958	GAGNON, MICHELLE	2021-03-31	BM01	PMCHQ00001527	\$18.00
148282	27300	HANDY ANDY MAINTENANCE LTD	2021-03-31	BM01	PMCHQ00001527	\$295.76
148283	31360	ISLAND BUSINESS PRINT GROUP LT	2021-03-31	BM01	PMCHQ00001527	\$776.16
148284	206428	ISLAND TIMBERLAND LTD PARTNERS	2021-03-31	BM01	PMCHQ00001527	\$500.00
148285	205128	ITBLUEPRINT	2021-03-31	BM01	PMCHQ00001527	\$275.86
148286	203384	MAY, COLLEEN	2021-03-31	BM01	PMCHQ00001527	\$173.59
148287	203389	MINISTER OF GOVERNMENT SERVICE	2021-03-31	BM01	PMCHQ00001527	\$290.48
148288	41801	ND GRAPHICS	2021-03-31	BM01	PMCHQ00001527	\$19,922.23
148289	206430	NEEDHAM, AMY	2021-03-31	BM01	PMCHQ00001527	\$134.38
148290	206173	NISA INTERNET SOLUTIONS	2021-03-31	BM01	PMCHQ00001527	\$556.50
148291	202727	NORTH ISLAND 9-1-1 CORPORATION	2021-03-31	BM01	PMCHQ00001527	\$3,285.00
148292	203531	NORTHWEST HYDRAULIC CONSULTANT	2021-03-31	BM01	PMCHQ00001527	\$1,449.00
148293	204743	PAUL DAVIS CENTRAL VANCOUVER I	2021-03-31	BM01	PMCHQ00001527	\$784.21
148294	203689	RICOH CANADA	2021-03-31	BM01	PMCHQ00001527	\$370.25
148295	206427	ROBSON, MARTIN J	2021-03-31	BM01	PMCHQ00001527	\$1,029.21
148296	53650	S P C A	2021-03-31	BM01	PMCHQ00001527	\$12,294.96
148297	52450	SHAW CABLE	2021-03-31	BM01	PMCHQ00001527	\$2,728.71
148298	10920	TELUS	2021-03-31	BM01	PMCHQ00001527	\$1,631.31
148299	204848	VERITIV CANADA, INC	2021-03-31	BM01	PMCHQ00001527	\$710.08
148300	200530	YELLOW PAGES GROUP	2021-03-31	BM01	PMCHQ00001527	\$48.52
148301	205491	WILSON, FRANCES	2021-03-31	BM01	PMCHQ00001528	\$120.00

Total Cheques: 466

Total Amount of Cheques: \$1,361,244.01

=====

Jan 1 - March 31, 2021

System: 2021-04-12 10:20:52 AM
 User Date: 2021-04-12

City of Port Alberni
 VENDOR CHEQUE REGISTER REPORT
 Payables Management

Page: 1
 User ID: SPENCER_M

Ranges:	From:	To:	From:	To:
Cheque Number	EFT0005267	EFT0005654	Cheque Date	First
Vendor ID	First	Last	Chequebook ID	First
Vendor Name	First	Last		Last

Sorted By: Cheque Number

* Voided Cheques

Cheque Number	Vendor ID	Vendor Cheque Name	Cheque Date	Chequebook ID	Audit Trail Code	Amount
EFT0005267	205825	ABELL PEST CONTROL INC	2021-01-06	BMO1	PMCHQ00001480	\$2,988.70
EFT0005268	7860	BEAVER CREEK HOME CENTRE	2021-01-06	BMO1	PMCHQ00001480	\$713.64
EFT0005269	9065	BLACK PRESS GROUP	2021-01-06	BMO1	PMCHQ00001480	\$3,889.64
EFT0005270	204614	COMMUNICATION CONNECTION	2021-01-06	BMO1	PMCHQ00001480	\$6,249.77
EFT0005271	203432	DECLERCQ, KELLY	2021-01-06	BMO1	PMCHQ00001480	\$13.00
EFT0005272	45593	PLEY, TIM	2021-01-06	BMO1	PMCHQ00001480	\$57.34
EFT0005273	203495	THINQ TECHNOLOGIES LTD	2021-01-06	BMO1	PMCHQ00001480	\$1,515.08
EFT0005274	555	ACHINBACK FOUNDRY	2021-01-07	BMO1	PMCHQ00001482	\$806.99
EFT0005275	640	ACME SUPPLIES LTD	2021-01-07	BMO1	PMCHQ00001482	\$996.35
EFT0005276	1000	AGO INDUSTRIES INC	2021-01-07	BMO1	PMCHQ00001482	\$798.91
EFT0005277	27020	AIR LIQUIDE CANADA INC	2021-01-07	BMO1	PMCHQ00001482	\$400.65
EFT0005278	2540	ALBERNI INDUSTRIAL MARINE SUPP	2021-01-07	BMO1	PMCHQ00001482	\$67.52
EFT0005279	3150	ALBERNI VALLEY CHAMBER OF COMM	2021-01-07	BMO1	PMCHQ00001482	\$1,699.60
EFT0005280	3665	ALBERNI VALLEY REFRIGERATION	2021-01-07	BMO1	PMCHQ00001482	\$406.70
EFT0005281	52570	ANDREW SHERET LIMITED	2021-01-07	BMO1	PMCHQ00001482	\$15,656.83
EFT0005282	5740	ASSOCIATED ENGINEERING (BC) LT	2021-01-07	BMO1	PMCHQ00001482	\$6,033.56
EFT0005283	7000	BAILEY ELECTRIC CO LTD	2021-01-07	BMO1	PMCHQ00001482	\$3,598.77
EFT0005284	8600	BERK'S INTERTRUCK LTD	2021-01-07	BMO1	PMCHQ00001482	\$629.49
EFT0005285	9475	BOWERMAN EXCAVATING LTD.	2021-01-07	BMO1	PMCHQ00001482	\$3,823.68
EFT0005286	9515	BOWMARK CONCRETE LTD.	2021-01-07	BMO1	PMCHQ00001482	\$470.40
EFT0005287	14380	CANADIAN LINEN AND UNIFORM SER	2021-01-07	BMO1	PMCHQ00001482	\$152.05
EFT0005288	15580	CANADIAN UNION OF PUBLIC EMPLO	2021-01-07	BMO1	PMCHQ00001482	\$31,271.13
EFT0005289	18740	COKELY WIRE ROPE LTD	2021-01-07	BMO1	PMCHQ00001482	\$450.44
EFT0005290	44880	DB PERKS & ASSOCIATES LTD.	2021-01-07	BMO1	PMCHQ00001482	\$44.80
EFT0005291	22200	DOLANS CONCRETE LTD	2021-01-07	BMO1	PMCHQ00001482	\$172.23
EFT0005292	23450	EVITT ELECTRIC CO LTD	2021-01-07	BMO1	PMCHQ00001482	\$10.92
EFT0005293	24890	FLOORING DEPOT	2021-01-07	BMO1	PMCHQ00001482	\$1,426.71
EFT0005294	204191	FOOTPRINTS SECURITY PATROL INC	2021-01-07	BMO1	PMCHQ00001482	\$231.00
EFT0005295	27850	HAYLOCK BROS PAVING LTD	2021-01-07	BMO1	PMCHQ00001482	\$378.90
EFT0005296	30194	INLAND KENWORTH/PARKER PACIFIC	2021-01-07	BMO1	PMCHQ00001482	\$390.57
EFT0005297	32270	JACK'S TIRE SALES & SERVICES L	2021-01-07	BMO1	PMCHQ00001482	\$1,980.16
EFT0005298	32400	JAL DESIGNS AND GRAPHICS INC	2021-01-07	BMO1	PMCHQ00001482	\$107.52
EFT0005299	34420	L B WOODCHOPPERS LTD	2021-01-07	BMO1	PMCHQ00001482	\$413.70
EFT0005300	35260	LOMBARD PRE-CAST LIMITED PARTN	2021-01-07	BMO1	PMCHQ00001482	\$4,596.48
EFT0005301	35900	MCGILL & ASSOCIATES	2021-01-07	BMO1	PMCHQ00001482	\$2,058.00
EFT0005302	36260	MCLEAN & HIGGINS LTD	2021-01-07	BMO1	PMCHQ00001482	\$837.21
EFT0005303	27010	NUU-CHAH-NULTH TRIBAL COUNCIL	2021-01-07	BMO1	PMCHQ00001482	\$35.00
EFT0005304	204000	PACIFIC CHEVROLET BUICK GMC	2021-01-07	BMO1	PMCHQ00001482	\$175.97
EFT0005305	32500	PLANETCLEAN (NANAIMO) LTD	2021-01-07	BMO1	PMCHQ00001482	\$849.35
EFT0005306	45725	PORT ALBERNI CIVIC MANAGERS AS	2021-01-07	BMO1	PMCHQ00001482	\$1,065.00
EFT0005307	45800	PORT ALBERNI FIRE FIGHTERS ASS	2021-01-07	BMO1	PMCHQ00001482	\$5,358.00
EFT0005308	47333	QUALITY FOODS	2021-01-07	BMO1	PMCHQ00001482	\$67.30
EFT0005309	206248	REBECCA TAYLOR	2021-01-07	BMO1	PMCHQ00001482	\$3,454.37
EFT0005310	50199	ROCKY MOUNTAIN PHOENIX	2021-01-07	BMO1	PMCHQ00001482	\$1,621.76
EFT0005311	52375	SHARE CANADA	2021-01-07	BMO1	PMCHQ00001482	\$4,253.64
EFT0005312	200217	VOYSEY, SHANE	2021-01-07	BMO1	PMCHQ00001482	\$455.73
EFT0005313	204597	WESTERN EQUIPMENT LTD	2021-01-07	BMO1	PMCHQ00001484	\$134.26
EFT0005314	203499	WESTVAC INDUSTRIAL LTD	2021-01-07	BMO1	PMCHQ00001484	\$1,728.98
EFT0005315	62740	WINDSOR PLYWOOD	2021-01-07	BMO1	PMCHQ00001484	\$118.48
EFT0005316	59700	WL SOLUTIONS LTD	2021-01-07	BMO1	PMCHQ00001484	\$2,750.50
EFT0005317	200877	ALBERNI GLASS & MIRROR 2003 LT	2021-01-13	BMO1	PMCHQ00001485	\$888.93
EFT0005318	2540	ALBERNI INDUSTRIAL MARINE SUPP	2021-01-13	BMO1	PMCHQ00001485	\$336.63
EFT0005319	7860	BEAVER CREEK HOME CENTRE	2021-01-13	BMO1	PMCHQ00001485	\$626.27
EFT0005320	23250	COASTAL PEST MANAGEMENT	2021-01-13	BMO1	PMCHQ00001485	\$189.00
EFT0005321	45820	PORT ALBERNI FRIENDSHIP CENTRE	2021-01-13	BMO1	PMCHQ00001485	\$896.00
EFT0005322	205691	TRITECH GROUP LTD	2021-01-13	BMO1	PMCHQ00001485	\$136,301.82

City of Port Alberni
VENDOR CHEQUE REGISTER REPORT
Payables Management

* Voided Cheques

Cheque Number	Vendor ID	Vendor Cheque Name	Cheque Date	Chequebook ID	Audit Trail Code	Amount
EFT0005323	60030	WATSON, KENNETH	2021-01-13	BMO1	PMCHQ00001485	\$540.10
EFT0005324	203432	DECLERCQ, KELLY	2021-01-13	BMO1	PMCHQ00001485	\$1,126.93
EFT0005325	49140	REGIONAL DISTRICT OF ALBERNI C	2021-01-14	BMO1	PMCHQ00001487	\$40,286.70
EFT0005326	9900	B C AIR FILTER LTD	2021-01-20	BMO1	PMCHQ00001489	\$2,266.01
EFT0005327	7860	BEAVER CREEK HOME CENTRE	2021-01-20	BMO1	PMCHQ00001489	\$189.89
EFT0005328	9065	BLACK PRESS GROUP	2021-01-20	BMO1	PMCHQ00001489	\$2,190.30
EFT0005330	22200	DOLANS CONCRETE LTD	2021-01-20	BMO1	PMCHQ00001489	\$542.30
EFT0005331	201898	HOOPER, DAVID	2021-01-20	BMO1	PMCHQ00001489	\$112.30
EFT0005332	206282	LEUCO CONSTRUCTION INC	2021-01-20	BMO1	PMCHQ00001489	\$18,948.67
EFT0005333	45995	PORT ALBERNI ONLINE	2021-01-20	BMO1	PMCHQ00001489	\$458.26
EFT0005334	204821	REGIONAL DISTRICT OF ALBERNI C	2021-01-20	BMO1	PMCHQ00001489	\$6,931.72
EFT0005335	206015	SET SAFETY	2021-01-20	BMO1	PMCHQ00001489	\$735.00
EFT0005336	61130	WESTERN CANADA TURFGRASS ASSOC	2021-01-20	BMO1	PMCHQ00001489	\$560.70
EFT0005337	205825	ABELL PEST CONTROL INC	2021-01-21	BMO1	PMCHQ00001491	\$390.63
EFT0005338	640	ACME SUPPLIES LTD	2021-01-21	BMO1	PMCHQ00001491	\$218.93
EFT0005339	27020	AIR LIQUIDE CANADA INC	2021-01-21	BMO1	PMCHQ00001491	\$731.78
EFT0005340	1960	ALBERNI DISTRICT CO-OP ASSOC	2021-01-21	BMO1	PMCHQ00001491	\$394.34
EFT0005341	45585	ALBERNI ECO DRY CLEANERS	2021-01-21	BMO1	PMCHQ00001491	\$946.05
EFT0005342	3120	ALBERNI TOWING	2021-01-21	BMO1	PMCHQ00001491	\$338.10
EFT0005343	3150	ALBERNI VALLEY CHAMBER OF COMM	2021-01-21	BMO1	PMCHQ00001491	\$14,060.83
EFT0005344	3665	ALBERNI VALLEY REFRIGERATION	2021-01-21	BMO1	PMCHQ00001491	\$5,470.15
EFT0005345	52570	ANDREW SHERET LIMITED	2021-01-21	BMO1	PMCHQ00001491	\$5,171.32
EFT0005346	4795	AQUA MARINE POWER WASHING	2021-01-21	BMO1	PMCHQ00001491	\$1,086.75
EFT0005347	7000	BAILEY ELECTRIC CO LTD	2021-01-21	BMO1	PMCHQ00001491	\$28,952.74
EFT0005348	7860	BEAVER CREEK HOME CENTRE	2021-01-21	BMO1	PMCHQ00001491	\$78.48
EFT0005349	8600	BERK'S INTERTRUCK LTD	2021-01-21	BMO1	PMCHQ00001491	\$1,494.44
EFT0005350	9475	BOWERMAN EXCAVATING LTD.	2021-01-21	BMO1	PMCHQ00001491	\$4,497.92
EFT0005351	10997	BRANDT TRACTOR LTD.	2021-01-21	BMO1	PMCHQ00001491	\$875.48
EFT0005352	54350	BRENNTAG CANADA INC.	2021-01-21	BMO1	PMCHQ00001491	\$3,214.10
EFT0005353	14380	CANADIAN LINEN AND UNIFORM SER	2021-01-21	BMO1	PMCHQ00001491	\$314.67
EFT0005354	204107	CANADIAN MARITIME ENGINEERING	2021-01-21	BMO1	PMCHQ00001491	\$7,933.38
EFT0005355	18740	COKELY WIRE ROPE LTD	2021-01-21	BMO1	PMCHQ00001491	\$450.02
EFT0005356	204614	COMMUNICATION CONNECTION	2021-01-21	BMO1	PMCHQ00001491	\$6,249.77
EFT0005357	23181	EMCO LIMITED	2021-01-21	BMO1	PMCHQ00001491	\$188.43
EFT0005358	42374	ENEX FUELS LTD.	2021-01-21	BMO1	PMCHQ00001491	\$16,337.17
EFT0005359	204191	FOOTPRINTS SECURITY PATROL INC	2021-01-21	BMO1	PMCHQ00001491	\$173.25
EFT0005360	204015	FRIESEN PLASTICS INC	2021-01-21	BMO1	PMCHQ00001491	\$1,193.06
EFT0005361	205009	GREGG DISTRIBUTORS (BC) LTD	2021-01-21	BMO1	PMCHQ00001491	\$50.53
EFT0005362	27850	HAYLOCK BROS PAVING LTD	2021-01-21	BMO1	PMCHQ00001491	\$1,426.53
EFT0005363	28877	HOULE PRINTING	2021-01-21	BMO1	PMCHQ00001491	\$478.24
EFT0005364	31960	J K F IND BRUSH LTD	2021-01-21	BMO1	PMCHQ00001491	\$1,974.70
EFT0005365	32270	JACK'S TIRE SALES & SERVICES L	2021-01-21	BMO1	PMCHQ00001491	\$2,834.71
EFT0005366	33496	JUST RITE PRECISION SHARPENING	2021-01-21	BMO1	PMCHQ00001491	\$168.00
EFT0005367	34215	KOERS & ASSOCIATES ENGINEERING	2021-01-21	BMO1	PMCHQ00001491	\$18,863.21
EFT0005368	34420	L B WOODCHOPPERS LTD	2021-01-21	BMO1	PMCHQ00001491	\$90.73
EFT0005369	35132	LIFESAVING SOCIETY	2021-01-21	BMO1	PMCHQ00001491	\$120.00
EFT0005370	205767	LONG VIEW SYSTEMS CORPORATION	2021-01-21	BMO1	PMCHQ00001491	\$27,411.64
EFT0005371	36260	MCLEAN & HIGGINS LTD	2021-01-21	BMO1	PMCHQ00001491	\$691.60
EFT0005372	42905	OAK CREEK GOLF & TURF INC.	2021-01-21	BMO1	PMCHQ00001491	\$334.83
EFT0005373	32500	PLANETCLEAN (NANAIMO) LTD	2021-01-21	BMO1	PMCHQ00001491	\$1,613.01
EFT0005374	201071	QUADIENT	2021-01-21	BMO1	PMCHQ00001491	\$1,484.99
EFT0005375	47333	QUALITY FOODS	2021-01-21	BMO1	PMCHQ00001491	\$269.60
EFT0005376	49140	REGIONAL DISTRICT OF ALBERNI C	2021-01-21	BMO1	PMCHQ00001491	\$2,400.00
EFT0005377	915751	THYSSENKRUPP ELEVATOR	2021-01-21	BMO1	PMCHQ00001491	\$282.54
EFT0005378	205691	TRITECH GROUP LTD	2021-01-21	BMO1	PMCHQ00001491	\$272,762.87
EFT0005379	57040	UAP INC	2021-01-21	BMO1	PMCHQ00001491	\$702.96
EFT0005380	203234	VAN ISLE FORD	2021-01-21	BMO1	PMCHQ00001491	\$141.46
EFT0005381	58172	VAN KAM FREIGHTWAYS LTD	2021-01-21	BMO1	PMCHQ00001491	\$292.12
EFT0005382	61805	WFR WHOLESALE FIRE & RESCUE LT	2021-01-21	BMO1	PMCHQ00001491	\$994.91
EFT0005383	62740	WINDSOR PLYWOOD	2021-01-21	BMO1	PMCHQ00001491	\$780.19
EFT0005384	35130	YOUNG, ANDERSON	2021-01-21	BMO1	PMCHQ00001491	\$6,947.20
EFT0005385	5740	ASSOCIATED ENGINEERING (BC) LT	2021-01-27	BMO1	PMCHQ00001493	\$56,938.59
EFT0005386	7000	BAILEY ELECTRIC CO LTD	2021-01-27	BMO1	PMCHQ00001493	\$19,488.10

City of Port Alberni
 VENDOR CHEQUE REGISTER REPORT
 Payables Management

* Voided Cheques

Cheque Number	Vendor ID	Vendor Cheque Name	Cheque Date	Chequebook ID	Audit Trail Code	Amount
EFT0005387	8600	BERK'S INTERTRUCK LTD	2021-01-27	BMO1	PMCHQ00001493	\$36.90
EFT0005388	204775	BODIN, KRISTA	2021-01-27	BMO1	PMCHQ00001493	\$40.15
EFT0005389	54350	BRENNTAG CANADA INC.	2021-01-27	BMO1	PMCHQ00001493	\$3,262.31
EFT0005390	204107	CANADIAN MARITIME ENGINEERING	2021-01-27	BMO1	PMCHQ00001493	\$746.19
EFT0005391	18740	COKELY WIRE ROPE LTD	2021-01-27	BMO1	PMCHQ00001493	\$675.36
EFT0005392	201803	CO-OPERATORS, THE	2021-01-27	BMO1	PMCHQ00001493	\$18,219.04
EFT0005393	24890	FLOORING DEPOT	2021-01-27	BMO1	PMCHQ00001493	\$15,136.58
EFT0005394	202319	INDUSTRIAL ALLIANCE INSURANCE	2021-01-27	BMO1	PMCHQ00001493	\$477.98
EFT0005395	33777	KENDRICK EQUIPMENT 2003 LTD.	2021-01-27	BMO1	PMCHQ00001493	\$1,317.61
EFT0005396	52570	ANDREW SHERET LIMITED	2021-02-03	BMO1	PMCHQ00001495	\$65,257.68
EFT0005397	5740	ASSOCIATED ENGINEERING (BC) LT	2021-02-03	BMO1	PMCHQ00001495	\$31,526.25
EFT0005398	204191	FOOTPRINTS SECURITY PATROL INC	2021-02-03	BMO1	PMCHQ00001495	\$346.50
EFT0005399	26710	GUILLEVIN INT. INC. IND/SAFETY	2021-02-03	BMO1	PMCHQ00001495	\$850.50
EFT0005400	52375	SHARE CANADA	2021-02-03	BMO1	PMCHQ00001495	\$908.66
EFT0005401	24937	A J FORSYTH, A DIVISION OF RUS	2021-02-04	BMO1	PMCHQ00001497	\$394.72
EFT0005402	205825	ABELL PEST CONTROL INC	2021-02-04	BMO1	PMCHQ00001497	\$390.63
EFT0005403	2540	ALBERNI INDUSTRIAL MARINE SUPP	2021-02-04	BMO1	PMCHQ00001497	\$18.57
EFT0005404	3665	ALBERNI VALLEY REFRIGERATION	2021-02-04	BMO1	PMCHQ00001497	\$2,818.13
EFT0005405	52570	ANDREW SHERET LIMITED	2021-02-04	BMO1	PMCHQ00001497	\$451.99
EFT0005406	5740	ASSOCIATED ENGINEERING (BC) LT	2021-02-04	BMO1	PMCHQ00001497	\$5,512.50
EFT0005407	9900	B C AIR FILTER LTD	2021-02-04	BMO1	PMCHQ00001497	\$696.60
EFT0005408	7000	BAILEY ELECTRIC CO LTD	2021-02-04	BMO1	PMCHQ00001497	\$8,696.48
EFT0005409	7860	BEAVER CREEK HOME CENTRE	2021-02-04	BMO1	PMCHQ00001497	\$1,126.18
EFT0005410	8600	BERK'S INTERTRUCK LTD	2021-02-04	BMO1	PMCHQ00001497	\$684.86
EFT0005411	10997	BRANDT TRACTOR LTD.	2021-02-04	BMO1	PMCHQ00001497	\$4,350.27
EFT0005412	54350	BRENNTAG CANADA INC.	2021-02-04	BMO1	PMCHQ00001497	\$3,214.10
EFT0005413	14380	CANADIAN LINEN AND UNIFORM SER	2021-02-04	BMO1	PMCHQ00001497	\$750.99
EFT0005414	205846	CANSEL	2021-02-04	BMO1	PMCHQ00001497	\$3,498.58
EFT0005415	23250	COASTAL PEST MANAGEMENT	2021-02-04	BMO1	PMCHQ00001497	\$94.50
EFT0005416	44880	DB PERKS & ASSOCIATES LTD.	2021-02-04	BMO1	PMCHQ00001497	\$2,622.16
EFT0005417	22200	DOLANS CONCRETE LTD	2021-02-04	BMO1	PMCHQ00001497	\$1,091.54
EFT0005418	203978	ENCORE BUSINESS SOLUTIONS INC	2021-02-04	BMO1	PMCHQ00001497	\$3,591.00
EFT0005419	42374	ENEX FUELS LTD.	2021-02-04	BMO1	PMCHQ00001497	\$21,229.48
EFT0005420	202415	ESC AUTOMATION INC	2021-02-04	BMO1	PMCHQ00001497	\$1,896.86
EFT0005421	204191	FOOTPRINTS SECURITY PATROL INC	2021-02-04	BMO1	PMCHQ00001497	\$5,444.25
EFT0005422	204276	GARDAWORLD	2021-02-04	BMO1	PMCHQ00001497	\$230.63
EFT0005423	25368	GENESIS FIRE PROTECTION	2021-02-04	BMO1	PMCHQ00001497	\$506.10
EFT0005424	26070	GRAPHICS FACTORY	2021-02-04	BMO1	PMCHQ00001497	\$2,212.00
EFT0005425	205009	GREGG DISTRIBUTORS (BC) LTD	2021-02-04	BMO1	PMCHQ00001497	\$521.39
EFT0005426	27009	HACH SALES & SERVICE CANADA	2021-02-04	BMO1	PMCHQ00001497	\$658.24
EFT0005427	33777	KENDRICK EQUIPMENT 2003 LTD.	2021-02-04	BMO1	PMCHQ00001497	\$2,576.00
EFT0005428	34215	KOERS & ASSOCIATES ENGINEERING	2021-02-04	BMO1	PMCHQ00001497	\$601.02
EFT0005429	34420	L B WOODCHOPPERS LTD	2021-02-04	BMO1	PMCHQ00001497	\$1,038.41
EFT0005430	35900	MCGILL & ASSOCIATES	2021-02-04	BMO1	PMCHQ00001497	\$10,236.31
EFT0005431	36260	MCLEAN & HIGGINS LTD	2021-02-04	BMO1	PMCHQ00001497	\$802.88
EFT0005432	27010	NUU-CHAH-NULTH TRIBAL COUNCIL	2021-02-04	BMO1	PMCHQ00001497	\$40.00
EFT0005433	32500	PLANETCLEAN (NANAIMO) LTD	2021-02-04	BMO1	PMCHQ00001497	\$22.30
EFT0005434	45995	PORT ALBERNI ONLINE	2021-02-04	BMO1	PMCHQ00001497	\$787.50
EFT0005435	46530	PORTTILA, LINDA	2021-02-04	BMO1	PMCHQ00001497	\$42.35
EFT0005436	47333	QUALITY FOODS	2021-02-04	BMO1	PMCHQ00001497	\$356.30
EFT0005438	50199	ROCKY MOUNTAIN PHOENIX	2021-02-04	BMO1	PMCHQ00001497	\$714.00
EFT0005439	915751	THYSSENKRUPP ELEVATOR	2021-02-04	BMO1	PMCHQ00001497	\$637.45
EFT0005440	203234	VAN ISLE FORD	2021-02-04	BMO1	PMCHQ00001497	\$605.43
EFT0005441	62740	WINDSOR PLYWOOD	2021-02-04	BMO1	PMCHQ00001497	\$883.26
EFT0005442	35130	YOUNG, ANDERSON	2021-02-04	BMO1	PMCHQ00001497	\$9,585.97
EFT0005443	204775	BODIN, KRISTA	2021-02-10	BMO1	PMCHQ00001499	\$73.00
EFT0005444	45593	PLEY, TIM	2021-02-10	BMO1	PMCHQ00001499	\$276.65
EFT0005445	48940	REC TEC INDUSTRIES	2021-02-10	BMO1	PMCHQ00001499	\$692.96
EFT0005446	50412	ROYAL CANADIAN LEGION - BC/YUK	2021-02-10	BMO1	PMCHQ00001499	\$325.00
EFT0005447	206177	NEILSON STRATEGIES INC	2021-02-11	BMO1	PMCHQ00001501	\$10,384.50
EFT0005448	3150	ALBERNI VALLEY CHAMBER OF COMM	2021-02-17	BMO1	PMCHQ00001502	\$1,050.00
EFT0005449	52570	ANDREW SHERET LIMITED	2021-02-17	BMO1	PMCHQ00001502	\$1,840.81
EFT0005450	15580	CANADIAN UNION OF PUBLIC EMPLO	2021-02-17	BMO1	PMCHQ00001502	\$12,638.16

City of Port Alberni
 VENDOR CHEQUE REGISTER REPORT
 Payables Management

* Voided Cheques

Cheque Number	Vendor ID	Vendor Cheque Name	Cheque Date	Chequebook ID	Audit Trail Code	Amount
EFT0005451	203978	ENCORE BUSINESS SOLUTIONS INC	2021-02-17	BMO1	PMCHQ00001502	\$567.00
EFT0005452	29140	JOHN DEERE FINANCIAL	2021-02-17	BMO1	PMCHQ00001502	\$69.34
EFT0005453	45725	PORT ALBERNI CIVIC MANAGERS AS	2021-02-17	BMO1	PMCHQ00001502	\$400.00
EFT0005454	45800	PORT ALBERNI FIRE FIGHTERS ASS	2021-02-17	BMO1	PMCHQ00001502	\$5,253.00
EFT0005455	46530	PORTTILA, LINDA	2021-02-17	BMO1	PMCHQ00001502	\$29.06
EFT0005456	206248	REBECCA TAYLOR	2021-02-17	BMO1	PMCHQ00001502	\$5,138.83
EFT0005457	203980	SOGGE, PAULA	2021-02-17	BMO1	PMCHQ00001502	\$120.00
EFT0005458	27020	AIR LIQUIDE CANADA INC	2021-02-18	BMO1	PMCHQ00001504	\$910.94
EFT0005459	1960	ALBERNI DISTRICT CO-OP ASSOC	2021-02-18	BMO1	PMCHQ00001504	\$655.33
EFT0005460	45585	ALBERNI ECO DRY CLEANERS	2021-02-18	BMO1	PMCHQ00001504	\$1,056.30
EFT0005461	200877	ALBERNI GLASS & MIRROR 2003 LT	2021-02-18	BMO1	PMCHQ00001504	\$105.00
EFT0005462	2540	ALBERNI INDUSTRIAL MARINE SUPP	2021-02-18	BMO1	PMCHQ00001504	\$182.44
EFT0005463	3150	ALBERNI VALLEY CHAMBER OF COMM	2021-02-18	BMO1	PMCHQ00001504	\$21,422.00
EFT0005464	3665	ALBERNI VALLEY REFRIGERATION	2021-02-18	BMO1	PMCHQ00001504	\$3,751.30
EFT0005465	5740	ASSOCIATED ENGINEERING (BC) LT	2021-02-18	BMO1	PMCHQ00001504	\$6,250.41
EFT0005466	7000	BAILEY ELECTRIC CO LTD	2021-02-18	BMO1	PMCHQ00001504	\$4,251.14
EFT0005467	7860	BEAVER CREEK HOME CENTRE	2021-02-18	BMO1	PMCHQ00001504	\$618.92
EFT0005468	8600	BERK'S INTERTRUCK LTD	2021-02-18	BMO1	PMCHQ00001504	\$1,209.47
EFT0005469	9065	BLACK PRESS GROUP	2021-02-18	BMO1	PMCHQ00001504	\$1,757.44
EFT0005470	9475	BOWERMAN EXCAVATING LTD.	2021-02-18	BMO1	PMCHQ00001504	\$940.80
EFT0005471	10997	BRANDT TRACTOR LTD.	2021-02-18	BMO1	PMCHQ00001504	\$674.76
EFT0005472	14380	CANADIAN LINEN AND UNIFORM SER	2021-02-18	BMO1	PMCHQ00001504	\$163.93
EFT0005473	204614	COMMUNICATION CONNECTION	2021-02-18	BMO1	PMCHQ00001504	\$6,249.77
EFT0005474	22200	DOLANS CONCRETE LTD	2021-02-18	BMO1	PMCHQ00001504	\$52.84
EFT0005475	204106	DOMINION GOVLAW LLP	2021-02-18	BMO1	PMCHQ00001504	\$140.00
EFT0005476	42374	ENEX FUELS LTD.	2021-02-18	BMO1	PMCHQ00001504	\$1,754.19
EFT0005477	204191	FOOTPRINTS SECURITY PATROL INC	2021-02-18	BMO1	PMCHQ00001504	\$175.88
EFT0005478	204276	GARDAWORLD	2021-02-18	BMO1	PMCHQ00001504	\$230.63
EFT0005479	12530	ISLAND RADIO LTD.	2021-02-18	BMO1	PMCHQ00001504	\$1,102.50
EFT0005480	8680	J W BERRY TRUCKING LTD.	2021-02-18	BMO1	PMCHQ00001504	\$462.01
EFT0005481	33496	JUST RITE PRECISION SHARPENING	2021-02-18	BMO1	PMCHQ00001504	\$184.80
EFT0005482	34215	KOERS & ASSOCIATES ENGINEERING	2021-02-18	BMO1	PMCHQ00001504	\$13,985.82
EFT0005483	34420	L B WOODCHOPPERS LTD	2021-02-18	BMO1	PMCHQ00001504	\$1,197.18
EFT0005484	206282	LEUCO CONSTRUCTION INC	2021-02-18	BMO1	PMCHQ00001504	\$54,493.31
EFT0005485	36260	MCLEAN & HIGGINS LTD	2021-02-18	BMO1	PMCHQ00001504	\$686.04
EFT0005486	46595	PRAXAIR DISTRIBUTION	2021-02-18	BMO1	PMCHQ00001504	\$101.43
EFT0005487	46686	PROFIRE EMERGENCY EQUIPMENT IN	2021-02-18	BMO1	PMCHQ00001504	\$398.26
EFT0005488	201071	QUADIENT	2021-02-18	BMO1	PMCHQ00001504	\$1,753.93
EFT0005489	47333	QUALITY FOODS	2021-02-18	BMO1	PMCHQ00001504	\$531.26
EFT0005490	49140	REGIONAL DISTRICT OF ALBERNI C	2021-02-18	BMO1	PMCHQ00001504	\$35,143.90
EFT0005491	57040	UAP INC	2021-02-18	BMO1	PMCHQ00001504	\$81.52
EFT0005492	58172	VAN KAM FREIGHTWAYS LTD	2021-02-18	BMO1	PMCHQ00001504	\$251.97
EFT0005493	200217	VOYSEY, SHANE	2021-02-18	BMO1	PMCHQ00001504	\$209.44
EFT0005494	61805	WFR WHOLESALE FIRE & RESCUE LT	2021-02-18	BMO1	PMCHQ00001504	\$317.00
EFT0005495	62740	WINDSOR PLYWOOD	2021-02-18	BMO1	PMCHQ00001504	\$848.73
EFT0005496	201803	CO-OPERATORS, THE	2021-02-24	BMO1	PMCHQ00001506	\$14,025.89
EFT0005497	2003100	GIBSON, MARILYN	2021-02-24	BMO1	PMCHQ00001506	\$150.00
EFT0005498	202319	INDUSTRIAL ALLIANCE INSURANCE	2021-02-24	BMO1	PMCHQ00001506	\$475.48
EFT0005499	56520	TRAN SIGN (2019) LTD.	2021-02-24	BMO1	PMCHQ00001506	\$322.56
EFT0005500	206306	TERRAWEST ENVIRONMENTAL INC	2021-03-01	BMO1	PMCHQ00001509	\$16,919.10
EFT0005503	58660	VANCOUVER ISLAND REGIONAL LIBR	2021-03-01	BMO1	PMCHQ00001509	\$201,155.50
EFT0005504	640	ACME SUPPLIES LTD	2021-03-03	BMO1	PMCHQ00001510	\$103.63
EFT0005505	52570	ANDREW SHERET LIMITED	2021-03-03	BMO1	PMCHQ00001510	\$1,778.52
EFT0005506	8600	BERK'S INTERTRUCK LTD	2021-03-03	BMO1	PMCHQ00001510	\$259.76
EFT0005507	206385	DICKINSON, ROB	2021-03-03	BMO1	PMCHQ00001510	\$312.90
EFT0005508	23181	EMCO LIMITED	2021-03-03	BMO1	PMCHQ00001510	\$162.03
EFT0005509	26710	GUILLEVIN INT. INC. IND/SAFETY	2021-03-03	BMO1	PMCHQ00001510	\$201.60
EFT0005510	205009	GREGG DISTRIBUTORS (BC) LTD	2021-03-03	BMO1	PMCHQ00001510	\$352.30
EFT0005511	35260	LOMBARD PRE-CAST LIMITED PARTN	2021-03-03	BMO1	PMCHQ00001510	\$199.58
EFT0005512	56520	TRAN SIGN (2019) LTD.	2021-03-03	BMO1	PMCHQ00001510	\$498.85
EFT0005513	203759	VICTORIA BOX & PAPER	2021-03-03	BMO1	PMCHQ00001510	\$521.21
EFT0005514	204597	WESTERN EQUIPMENT LTD	2021-03-03	BMO1	PMCHQ00001510	\$413.08
EFT0005515	203974	WATERWORTH	2021-03-03	BMO1	PMCHQ00001512	\$6,537.05

City of Port Alberni
 VENDOR CHEQUE REGISTER REPORT
 Payables Management

* Voided Cheques

Cheque Number	Vendor ID	Vendor Cheque Name	Cheque Date	Chequebook ID	Audit Trail Code	Amount
EFT0005516	205825	ABELL PEST CONTROL INC	2021-03-04	BMO1	PMCHQ00001513	\$311.88
EFT0005517	203796	ACCENT REFRIGERATION SYSTEMS	2021-03-04	BMO1	PMCHQ00001513	\$5,837.04
EFT0005518	680	ACRYLCO MFG LTD	2021-03-04	BMO1	PMCHQ00001513	\$2,215.36
EFT0005519	27020	AIR LIQUIDE CANADA INC	2021-03-04	BMO1	PMCHQ00001513	\$91.86
EFT0005520	2540	ALBERNI INDUSTRIAL MARINE SUPP	2021-03-04	BMO1	PMCHQ00001513	\$150.30
EFT0005521	3665	ALBERNI VALLEY REFRIGERATION	2021-03-04	BMO1	PMCHQ00001513	\$131.25
EFT0005522	52570	ANDREW SHERET LIMITED	2021-03-04	BMO1	PMCHQ00001513	\$909.25
EFT0005523	5740	ASSOCIATED ENGINEERING (BC) LT	2021-03-04	BMO1	PMCHQ00001513	\$9,196.73
EFT0005524	7000	BAILEY ELECTRIC CO LTD	2021-03-04	BMO1	PMCHQ00001513	\$8,596.82
EFT0005525	7860	BEAVER CREEK HOME CENTRE	2021-03-04	BMO1	PMCHQ00001513	\$187.13
EFT0005526	9475	BOWERMAN EXCAVATING LTD.	2021-03-04	BMO1	PMCHQ00001513	\$188.16
EFT0005527	9515	BOWMARK CONCRETE LTD.	2021-03-04	BMO1	PMCHQ00001513	\$756.91
EFT0005528	14380	CANADIAN LINEN AND UNIFORM SER	2021-03-04	BMO1	PMCHQ00001513	\$319.76
EFT0005529	204107	CANADIAN MARITIME ENGINEERING	2021-03-04	BMO1	PMCHQ00001513	\$422.60
EFT0005530	23250	COASTAL PEST MANAGEMENT	2021-03-04	BMO1	PMCHQ00001513	\$94.50
EFT0005531	204614	COMMUNICATION CONNECTION	2021-03-04	BMO1	PMCHQ00001513	\$26,602.72
EFT0005532	22200	DOLANS CONCRETE LTD	2021-03-04	BMO1	PMCHQ00001513	\$349.41
EFT0005533	42374	ENEX FUELS LTD.	2021-03-04	BMO1	PMCHQ00001513	\$1,140.96
EFT0005534	202415	ESC AUTOMATION INC	2021-03-04	BMO1	PMCHQ00001513	\$720.30
EFT0005535	23450	EVITT ELECTRIC CO LTD	2021-03-04	BMO1	PMCHQ00001513	\$2.19
EFT0005536	24890	FLOORING DEPOT	2021-03-04	BMO1	PMCHQ00001513	\$232.40
EFT0005537	204191	FOOTPRINTS SECURITY PATROL INC	2021-03-04	BMO1	PMCHQ00001513	\$4,690.88
EFT0005538	26070	GRAPHICS FACTORY	2021-03-04	BMO1	PMCHQ00001513	\$240.58
EFT0005539	27009	HACH SALES & SERVICE CANADA	2021-03-04	BMO1	PMCHQ00001513	\$280.90
EFT0005540	28877	HOULE PRINTING	2021-03-04	BMO1	PMCHQ00001513	\$309.12
EFT0005541	32270	JACK'S TIRE SALES & SERVICES L	2021-03-04	BMO1	PMCHQ00001513	\$3,559.14
EFT0005542	32400	JAL DESIGNS AND GRAPHICS INC	2021-03-04	BMO1	PMCHQ00001513	\$1,685.60
EFT0005543	33500	JUSTICE INSTITUTE OF BC	2021-03-04	BMO1	PMCHQ00001513	\$735.00
EFT0005544	33777	KENDRICK EQUIPMENT 2003 LTD.	2021-03-04	BMO1	PMCHQ00001513	\$558.03
EFT0005545	34420	L B WOODCHOPPERS LTD	2021-03-04	BMO1	PMCHQ00001513	\$575.06
EFT0005546	35900	MCGILL & ASSOCIATES	2021-03-04	BMO1	PMCHQ00001513	\$795.38
EFT0005547	36260	MCLEAN & HIGGINS LTD	2021-03-04	BMO1	PMCHQ00001513	\$956.03
EFT0005548	38161	MID ISLAND FIRE EQUIPMENT LTD	2021-03-04	BMO1	PMCHQ00001513	\$415.80
EFT0005549	203674	MYRA SYSTEMS CORP	2021-03-04	BMO1	PMCHQ00001513	\$779.63
EFT0005550	32500	PLANETCLEAN (NANAIMO) LTD	2021-03-04	BMO1	PMCHQ00001513	\$2,475.99
EFT0005551	46530	PORTTILA, LINDA	2021-03-04	BMO1	PMCHQ00001513	\$50.60
EFT0005552	201071	QUADIENT	2021-03-04	BMO1	PMCHQ00001513	\$3,609.36
EFT0005553	47333	QUALITY FOODS	2021-03-04	BMO1	PMCHQ00001513	\$172.60
EFT0005554	206248	REBECCA TAYLOR	2021-03-04	BMO1	PMCHQ00001513	\$5,846.79
EFT0005555	205749	REVOLUTION ENVIRONMENTAL SOLUT	2021-03-04	BMO1	PMCHQ00001513	\$199.50
EFT0005556	50260	ROLLINS MACHINERY LTD	2021-03-04	BMO1	PMCHQ00001513	\$2,532.47
EFT0005557	204514	SAFE SOFTWARE INC	2021-03-04	BMO1	PMCHQ00001513	\$672.00
EFT0005558	9325	SHANKS, RONDI	2021-03-04	BMO1	PMCHQ00001513	\$60.50
EFT0005559	57040	UAP INC	2021-03-04	BMO1	PMCHQ00001513	\$318.72
EFT0005560	203234	VAN ISLE FORD	2021-03-04	BMO1	PMCHQ00001513	\$768.52
EFT0005561	62740	WINDSOR PLYWOOD	2021-03-04	BMO1	PMCHQ00001513	\$147.00
EFT0005562	20208	ZONE WEST LTD	2021-03-04	BMO1	PMCHQ00001513	\$312.20
EFT0005563	52570	ANDREW SHERET LIMITED	2021-03-10	BMO1	PMCHQ00001515	\$93.54
EFT0005564	9065	BLACK PRESS GROUP	2021-03-10	BMO1	PMCHQ00001515	\$941.28
EFT0005565	205009	GREGG DISTRIBUTORS (BC) LTD	2021-03-10	BMO1	PMCHQ00001515	\$289.31
EFT0005566	26710	GUILLEVIN INT. INC. IND/SAFETY	2021-03-10	BMO1	PMCHQ00001515	\$67.20
EFT0005567	35105	LEWKOWICH ENGINEERING ASSOCIAT	2021-03-10	BMO1	PMCHQ00001515	\$2,887.50
EFT0005568	205749	REVOLUTION ENVIRONMENTAL SOLUT	2021-03-10	BMO1	PMCHQ00001515	\$2,653.88
EFT0005569	205691	TRITECH GROUP LTD	2021-03-10	BMO1	PMCHQ00001515	\$403,638.60
EFT0005570	54350	BRENNTAG CANADA INC.	2021-03-17	BMO1	PMCHQ00001519	\$2,982.69
EFT0005571	201803	CO-OPERATORS, THE	2021-03-17	BMO1	PMCHQ00001519	\$14,101.84
EFT0005572	202319	INDUSTRIAL ALLIANCE INSURANCE	2021-03-17	BMO1	PMCHQ00001519	\$478.92
EFT0005573	46530	PORTTILA, LINDA	2021-03-17	BMO1	PMCHQ00001519	\$62.39
EFT0005574	46595	PRAXAIR DISTRIBUTION	2021-03-17	BMO1	PMCHQ00001519	\$77.74
EFT0005575	60030	WATSON, KENNETH	2021-03-17	BMO1	PMCHQ00001519	\$1,041.75
EFT0005576	204107	CANADIAN MARITIME ENGINEERING	2021-03-17	BMO1	PMCHQ00001519	\$1,959.29
EFT0005577	205825	ABELL PEST CONTROL INC	2021-03-18	BMO1	PMCHQ00001521	\$157.50
EFT0005578	203796	ACCENT REFRIGERATION SYSTEMS	2021-03-18	BMO1	PMCHQ00001521	\$4,923.82

City of Port Alberni
 VENDOR CHEQUE REGISTER REPORT
 Payables Management

* Voided Cheques

Cheque Number	Vendor ID	Vendor Cheque Name	Cheque Date	Chequebook ID	Audit Trail Code	Amount
EFT0005579	555	ACHINBACK FOUNDRY	2021-03-18	BMO1	PMCHQ00001521	\$233.09
EFT0005580	640	ACME SUPPLIES LTD	2021-03-18	BMO1	PMCHQ00001521	\$107.66
EFT0005581	680	ACRYLCO MFG LTD	2021-03-18	BMO1	PMCHQ00001521	\$1,814.40
EFT0005582	27020	AIR LIQUIDE CANADA INC	2021-03-18	BMO1	PMCHQ00001521	\$838.20
EFT0005583	1960	ALBERNI DISTRICT CO-OP ASSOC	2021-03-18	BMO1	PMCHQ00001521	\$655.37
EFT0005584	45585	ALBERNI ECO DRY CLEANERS	2021-03-18	BMO1	PMCHQ00001521	\$892.50
EFT0005585	2540	ALBERNI INDUSTRIAL MARINE SUPP	2021-03-18	BMO1	PMCHQ00001521	\$370.19
EFT0005586	3120	ALBERNI TOWING	2021-03-18	BMO1	PMCHQ00001521	\$96.60
EFT0005587	52570	ANDREW SHERET LIMITED	2021-03-18	BMO1	PMCHQ00001521	\$1,296.60
EFT0005588	7000	BAILEY ELECTRIC CO LTD	2021-03-18	BMO1	PMCHQ00001521	\$3,888.61
EFT0005589	7860	BEAVER CREEK HOME CENTRE	2021-03-18	BMO1	PMCHQ00001521	\$1,233.23
EFT0005590	8600	BERK'S INTERTRUCK LTD	2021-03-18	BMO1	PMCHQ00001521	\$917.49
EFT0005591	9065	BLACK PRESS GROUP	2021-03-18	BMO1	PMCHQ00001521	\$1,543.23
EFT0005592	9515	BOWMARK CONCRETE LTD.	2021-03-18	BMO1	PMCHQ00001521	\$335.56
EFT0005593	14380	CANADIAN LINEN AND UNIFORM SER	2021-03-18	BMO1	PMCHQ00001521	\$290.23
EFT0005594	204107	CANADIAN MARITIME ENGINEERING	2021-03-18	BMO1	PMCHQ00001521	\$127.88
EFT0005595	17971	CIVIC INFO BC	2021-03-18	BMO1	PMCHQ00001521	\$1,785.00
EFT0005596	23250	COASTAL PEST MANAGEMENT	2021-03-18	BMO1	PMCHQ00001521	\$147.00
EFT0005597	18740	COKELY WIRE ROPE LTD	2021-03-18	BMO1	PMCHQ00001521	\$873.37
EFT0005598	19300	COMOX PACIFIC EXPRESS LTD	2021-03-18	BMO1	PMCHQ00001521	\$651.24
EFT0005599	44880	DB PERKS & ASSOCIATES LTD.	2021-03-18	BMO1	PMCHQ00001521	\$144.75
EFT0005600	22200	DOLANS CONCRETE LTD	2021-03-18	BMO1	PMCHQ00001521	\$351.71
EFT0005601	23181	EMCO LIMITED	2021-03-18	BMO1	PMCHQ00001521	\$80.96
EFT0005602	42374	ENEX FUELS LTD.	2021-03-18	BMO1	PMCHQ00001521	\$23,371.99
EFT0005603	204191	FOOTPRINTS SECURITY PATROL INC	2021-03-18	BMO1	PMCHQ00001521	\$55.00
EFT0005604	204276	GARDAWORLD	2021-03-18	BMO1	PMCHQ00001521	\$230.63
EFT0005605	26070	GRAPHICS FACTORY	2021-03-18	BMO1	PMCHQ00001521	\$308.00
EFT0005606	28223	HI-PRO SPORTING GOODS	2021-03-18	BMO1	PMCHQ00001521	\$3,893.17
EFT0005607	32270	JACK'S TIRE SALES & SERVICES L	2021-03-18	BMO1	PMCHQ00001521	\$2,404.59
EFT0005608	33496	JUST RITE PRECISION SHARPENING	2021-03-18	BMO1	PMCHQ00001521	\$231.00
EFT0005609	200694	KING, SHARON	2021-03-18	BMO1	PMCHQ00001521	\$17.71
EFT0005610	34215	KOERS & ASSOCIATES ENGINEERING	2021-03-18	BMO1	PMCHQ00001521	\$16,559.08
EFT0005611	34420	L B WOODCHOPPERS LTD	2021-03-18	BMO1	PMCHQ00001521	\$1,080.62
EFT0005612	40805	LOCAL GOVERNMENT MANAGEMENT AS	2021-03-18	BMO1	PMCHQ00001521	\$973.35
EFT0005613	35900	MCGILL & ASSOCIATES	2021-03-18	BMO1	PMCHQ00001521	\$2,993.59
EFT0005614	36260	MCLEAN & HIGGINS LTD	2021-03-18	BMO1	PMCHQ00001521	\$387.70
EFT0005615	43309	OPERATORS TRAINING SCHOOL	2021-03-18	BMO1	PMCHQ00001521	\$5,261.33
EFT0005616	32500	PLANETCLEAN (NANAIMO) LTD	2021-03-18	BMO1	PMCHQ00001521	\$1,305.43
EFT0005617	47333	QUALITY FOODS	2021-03-18	BMO1	PMCHQ00001521	\$50.68
EFT0005618	49140	REGIONAL DISTRICT OF ALBERNI C	2021-03-18	BMO1	PMCHQ00001521	\$32,341.20
EFT0005619	205749	REVOLUTION ENVIRONMENTAL SOLUT	2021-03-18	BMO1	PMCHQ00001521	\$2,311.40
EFT0005620	50260	ROLLINS MACHINERY LTD	2021-03-18	BMO1	PMCHQ00001521	\$973.02
EFT0005621	9868	TECHNICAL SAFETY BC	2021-03-18	BMO1	PMCHQ00001521	\$1,343.00
EFT0005622	200217	VOYSEY, SHANE	2021-03-18	BMO1	PMCHQ00001521	\$126.72
EFT0005623	204597	WESTERN EQUIPMENT LTD	2021-03-18	BMO1	PMCHQ00001521	\$310.23
EFT0005624	62740	WINDSOR PLYWOOD	2021-03-18	BMO1	PMCHQ00001521	\$1,821.36
EFT0005625	35130	YOUNG, ANDERSON	2021-03-18	BMO1	PMCHQ00001521	\$3,203.88
EFT0005626	200877	ALBERNI GLASS & MIRROR 2003 LT	2021-03-24	BMO1	PMCHQ00001523	\$258.52
EFT0005627	204504	AON REED STENHOUSE	2021-03-24	BMO1	PMCHQ00001523	\$1,500.00
EFT0005628	7000	BAILEY ELECTRIC CO LTD	2021-03-24	BMO1	PMCHQ00001523	\$8,823.64
EFT0005629	7860	BEAVER CREEK HOME CENTRE	2021-03-24	BMO1	PMCHQ00001523	\$349.41
EFT0005630	204191	FOOTPRINTS SECURITY PATROL INC	2021-03-24	BMO1	PMCHQ00001523	\$5,097.75
EFT0005631	47950	RAYNER BRACHT CONSTRUCTION	2021-03-24	BMO1	PMCHQ00001523	\$29,517.95
EFT0005632	48370	RECEIVER GENERAL FOR CANADA -	2021-03-24	BMO1	PMCHQ00001523	\$1,386,772.00
EFT0005633	49140	REGIONAL DISTRICT OF ALBERNI C	2021-03-24	BMO1	PMCHQ00001523	\$453,817.33
EFT0005634	57040	UAP INC	2021-03-24	BMO1	PMCHQ00001523	\$68.24
EFT0005635	203234	VAN ISLE FORD	2021-03-24	BMO1	PMCHQ00001523	\$280.08
EFT0005636	62740	WINDSOR PLYWOOD	2021-03-24	BMO1	PMCHQ00001523	\$1,478.66
EFT0005637	52570	ANDREW SHERET LIMITED	2021-03-31	BMO1	PMCHQ00001526	\$880.36
EFT0005638	7000	BAILEY ELECTRIC CO LTD	2021-03-31	BMO1	PMCHQ00001526	\$6,731.26
EFT0005639	8600	BERK'S INTERTRUCK LTD	2021-03-31	BMO1	PMCHQ00001526	\$943.83
EFT0005640	202718	BOSTON PIZZA	2021-03-31	BMO1	PMCHQ00001526	\$160.00
EFT0005641	14380	CANADIAN LINEN AND UNIFORM SER	2021-03-31	BMO1	PMCHQ00001526	\$483.71

* Voided Cheques

Cheque Number	Vendor ID	Vendor Cheque Name	Cheque Date	Chequebook ID	Audit Trail Code	Amount
EFT0005642	23181	EMCO LIMITED	2021-03-31	BM01	PMCHQ00001526	\$290.45
EFT0005643	203978	ENCORE BUSINESS SOLUTIONS INC	2021-03-31	BM01	PMCHQ00001526	\$94.50
EFT0005644	31675	ISLAND KEY COMPUTER LTD	2021-03-31	BM01	PMCHQ00001526	\$3,965.70
EFT0005645	200307	MICROSERVE	2021-03-31	BM01	PMCHQ00001526	\$5,369.59
EFT0005646	203674	MYRA SYSTEMS CORP	2021-03-31	BM01	PMCHQ00001526	\$283.50
EFT0005647	204735	PERFECTMIND INC	2021-03-31	BM01	PMCHQ00001526	\$17,976.00
EFT0005648	32500	PLANETCLEAN (NANAIMO) LTD	2021-03-31	BM01	PMCHQ00001526	\$90.78
EFT0005649	45995	PORT ALBERNI ONLINE	2021-03-31	BM01	PMCHQ00001526	\$1,575.00
EFT0005650	206416	PRINTER WORLD INTERNATIONAL	2021-03-31	BM01	PMCHQ00001526	\$705.49
EFT0005651	201071	QUADIENT	2021-03-31	BM01	PMCHQ00001526	\$110.17
EFT0005652	56520	TRAN SIGN (2019) LTD.	2021-03-31	BM01	PMCHQ00001526	\$378.06
EFT0005653	61805	WFR WHOLESALE FIRE & RESCUE LT	2021-03-31	BM01	PMCHQ00001526	\$264.28
EFT0005654	205009	GREGG DISTRIBUTORS (BC) LTD	2021-03-31	BM01	PMCHQ00001526	\$47.63

Total Cheques:	384	Total Amount of Cheques:				\$4,115,928.56
						=====

CITY OF PORT ALBERNI

4850 ARGYLE ST
PORT ALBERNI BC V9Y 1V8

Investment Advisor: JASON ORETO

Tel.:
Fax:
Email:

Exchange Rate at Valuation Date: USD\$1.000 = CAD\$1.2740

Client Name	Account Open	Account	Type of Account	Market Value
CITY OF PORT ALBERNI	April 14, 2015	1H5 – JT0A – 0	CASH ACCOUNT	14,675,631.34 CAD
CITY OF PORT ALBERNI	April 15, 2015	1H5 – JT0A – 1	CASH ACCOUNT	75,023.77 CAD
CITY OF PORT ALBERNI	April 15, 2015	1H5 – JT0A – 2	CASH ACCOUNT	5,423,813.84 CAD
CITY OF PORT ALBERNI	April 15, 2015	1H5 – JT0A – 3	CASH ACCOUNT	211,899.05 CAD
CITY OF PORT ALBERNI	April 15, 2015	1H5 – JT0A – 4	CASH ACCOUNT	281,629.83 CAD
CITY OF PORT ALBERNI	April 15, 2015	1H5 – JT0A – 5	CASH ACCOUNT	609,095.58 CAD
CITY OF PORT ALBERNI	April 15, 2015	1H5 – JT0A – 6	CASH ACCOUNT	2,557,563.56 CAD
CITY OF PORT ALBERNI	April 15, 2015	1H5 – JT0A – 7	CASH ACCOUNT	1,253,822.02 CAD
CITY OF PORT ALBERNI	April 15, 2015	1H5 – JT0A – 8	CASH ACCOUNT	510,048.06 CAD
CITY OF PORT ALBERNI	April 15, 2015	1H5 – JT0A – 9	CASH ACCOUNT	324,525.92 CAD
CITY OF PORT ALBERNI	April 14, 2015	1H5 – JTVA – 0	CASH ACCOUNT – Viridian	0.00 CAD
Total Portfolio Value of CAD\$ Accounts				\$ 25,923,052.97

Disclaimer

*** Assets identified by "*****" as well as other off-book holdings and plans such as RDSPs are NOT held by Raymond James and are NOT ELIGIBLE for CIPF coverage. This is NOT an official statement. Refer to your monthly statements to determine which positions are covered by CIPF. Information in this report was obtained from sources believed to be reliable but we are unable to guarantee its completeness and accuracy. We are not responsible for errors in book value (BV). Please check the accuracy of BVs and provide your Advisor with corrections as necessary. BV may be adjusted for subsequent events. Trust unit BV is reduced for return of capital every April relating to prior year distributions. Corporate reorganizations can result in inaccurate BVs. Some mutual fund switches are not taxable but appear in the Gain Loss report. Options exercised do not adjust the BV of the underlying security. Option assignments may not be reported accurately. Review all dispositions with your Tax Advisor before reporting to CRA. Contact your Advisor regarding any error. Yields on step up bonds are an approximation. Return on investment uses the net of fees IRR method.

Client Name: **CITY OF PORT ALBERNI**

Account Number: 1H5-JT0A-0 CASH ACCOUNT

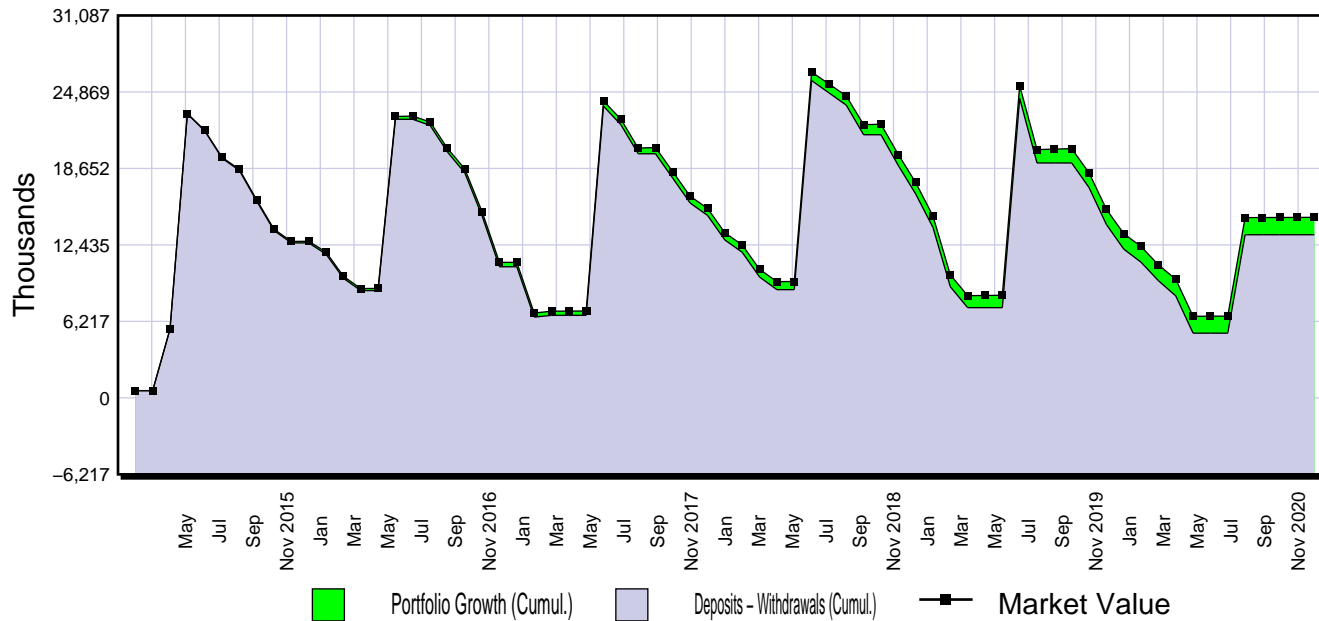
Cash And Cash Equivalents		Quantity	Average Cost	Book Value	Price	Market Value	% of Assets
CASH		0.00	1.00	0.00		0.00	0.00
MUTUAL FUNDS							
DYN6002	BNS CORP INV SAV ACT SR A -NL	9536,247.323	1.00	9,536,247.31	1.000	9,536,247.32	64.98
Total Cash And Cash Equivalents				<u>\$ 9,536,247.31</u>		<u>\$ 9,536,247.32</u>	<u>64.98</u>
Fixed Income		Quantity	Average Cost	Book Value	Price	Market Value	% of Assets
CORPORATE BONDS							
SCOTIA BK GIC .65% 26JAN21R		5125,366.280	100.00	5,125,366.28	100.000	5,139,384.02	35.02
Maturity Date: 01/26/2021							
Maturity Value: 5,141,750.65							
Total Interest Accrued: 14,017.74							
Total Fixed Income				<u>\$ 5,125,366.28</u>		<u>\$ 5,139,384.02</u>	<u>35.02</u>
Total Portfolio				<u>\$ 14,661,613.59</u>		<u>\$ 14,675,631.34</u>	<u>100.00</u>

Disclaimer

*** Assets identified by ***** as well as other off-book holdings and plans such as RDSPs are NOT held by Raymond James and are NOT ELIGIBLE for CIPF coverage. This is NOT an official statement. Refer to your monthly statements to determine which positions are covered by CIPF. Information in this report was obtained from sources believed to be reliable but we are unable to guarantee its completeness and accuracy. We are not responsible for errors in book value (BV). Please check the accuracy of BVs and provide your Advisor with corrections as necessary. BV may be adjusted for subsequent events. Trust unit BV is reduced for return of capital every April relating to prior year distributions. Corporate reorganizations can result in inaccurate BVs. Some mutual fund switches are not taxable but appear in the Gain Loss report. Options exercised do not adjust the BV of the underlying security. Option assignments may not be reported accurately. Review all dispositions with your Tax Advisor before reporting to CRA. Contact your Advisor regarding any error. Yields on step up bonds are an approximation. Return on investment uses the net of fees IRR method.

Client Name: **CITY OF PORT ALBERNI**

Account Number: 1H5-JT0A-0 CASH ACCOUNT



Rate of Return:

The annualized rate of return from April 15, 2015 to December 31, 2020:

1.63%

The annualized rate of return in the last twelve months:

1.47%

Disclaimer

*** Assets identified by ***** as well as other off-book holdings and plans such as RDSPs are NOT held by Raymond James and are NOT ELIGIBLE for CIPF coverage. This is NOT an official statement. Refer to your monthly statements to determine which positions are covered by CIPF. Information in this report was obtained from sources believed to be reliable but we are unable to guarantee its completeness and accuracy. We are not responsible for errors in book value (BV). Please check the accuracy of BVs and provide your Advisor with corrections as necessary. BV may be adjusted for subsequent events. Trust unit BV is reduced for return of capital every April relating to prior year distributions. Corporate reorganizations can result in inaccurate BVs. Some mutual fund switches are not taxable but appear in the Gain Loss report. Options exercised do not adjust the BV of the underlying security. Option assignments may not be reported accurately. Review all dispositions with your Tax Advisor before reporting to CRA. Contact your Advisor regarding any error. Yields on step up bonds are an approximation. Return on investment uses the net of fees IRR method.

Client Name: **CITY OF PORT ALBERNI**

Account Number: 1H5-JT0A-1 CASH ACCOUNT

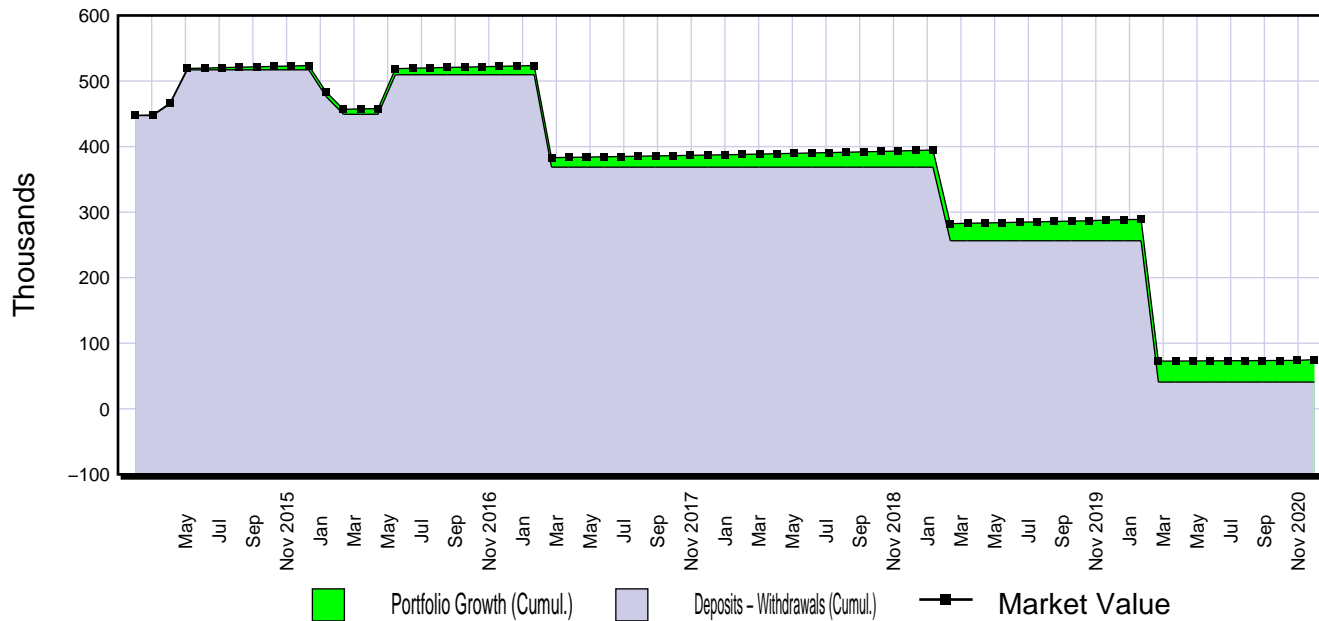
Cash And Cash Equivalents	Quantity	Average Cost	Book Value	Price	Market Value	% of Assets
CASH	75,023.77	1.00	75,023.77		75,023.77	100.00
Total Cash And Cash Equivalents			<u>\$ 75,023.77</u>		<u>\$ 75,023.77</u>	<u>100.00</u>
Total Portfolio			<u>\$ 75,023.77</u>		<u>\$ 75,023.77</u>	<u>100.00</u>

Disclaimer

*** Assets identified by "****" as well as other off-book holdings and plans such as RDSPs are NOT held by Raymond James and are NOT ELIGIBLE for CIPF coverage. This is NOT an official statement. Refer to your monthly statements to determine which positions are covered by CIPF. Information in this report was obtained from sources believed to be reliable but we are unable to guarantee its completeness and accuracy. We are not responsible for errors in book value (BV). Please check the accuracy of BVs and provide your Advisor with corrections as necessary. BV may be adjusted for subsequent events. Trust unit BV is reduced for return of capital every April relating to prior year distributions. Corporate reorganizations can result in inaccurate BVs. Some mutual fund switches are not taxable but appear in the Gain Loss report. Options exercised do not adjust the BV of the underlying security. Option assignments may not be reported accurately. Review all dispositions with your Tax Advisor before reporting to CRA. Contact your Advisor regarding any error. Yields on step up bonds are an approximation. Return on investment uses the net of fees IRR method.

Client Name: **CITY OF PORT ALBERNI**

Account Number: 1H5-JT0A-1 CASH ACCOUNT



Rate of Return:

The annualized rate of return from April 16, 2015 to December 31, 2020:

1.63%

The annualized rate of return in the last twelve months:

2.19%

Disclaimer

*** Assets identified by ***** as well as other off-book holdings and plans such as RDSPs are NOT held by Raymond James and are NOT ELIGIBLE for CIPF coverage. This is NOT an official statement. Refer to your monthly statements to determine which positions are covered by CIPF. Information in this report was obtained from sources believed to be reliable but we are unable to guarantee its completeness and accuracy. We are not responsible for errors in book value (BV). Please check the accuracy of BVs and provide your Advisor with corrections as necessary. BV may be adjusted for subsequent events. Trust unit BV is reduced for return of capital every April relating to prior year distributions. Corporate reorganizations can result in inaccurate BVs. Some mutual fund switches are not taxable but appear in the Gain Loss report. Options exercised do not adjust the BV of the underlying security. Option assignments may not be reported accurately. Review all dispositions with your Tax Advisor before reporting to CRA. Contact your Advisor regarding any error. Yields on step up bonds are an approximation. Return on investment uses the net of fees IRR method.

Client Name: **CITY OF PORT ALBERNI**

Account Number: 1H5-JT0A-2 CASH ACCOUNT

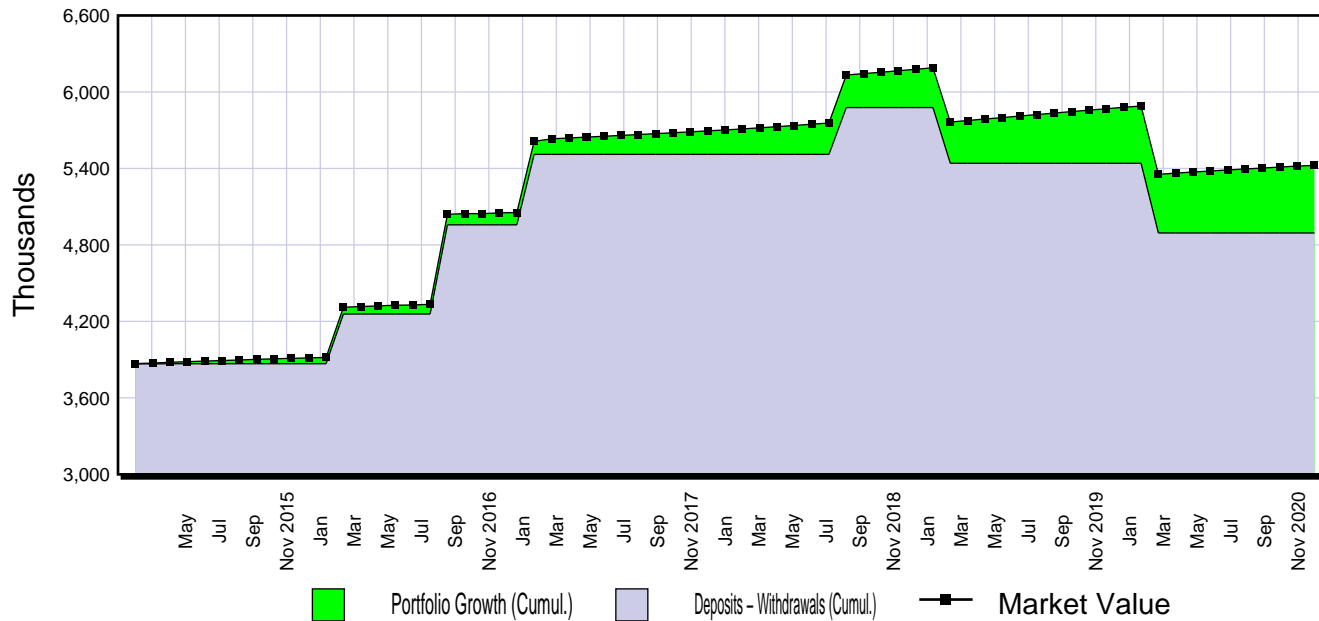
Cash And Cash Equivalents		Quantity	Average Cost	Book Value	Price	Market Value	% of Assets
CASH		2,686,879.76	1.00	2,686,879.76		2,686,879.76	49.54
MUTUAL FUNDS							
DYN6002	BNS CORP INV SAV ACT SR A -NL	1647,212.657	1.00	1,647,212.65	1.000	1,647,212.66	30.37
Total Cash And Cash Equivalents				<u>\$ 4,334,092.41</u>		<u>\$ 4,334,092.42</u>	<u>79.91</u>
Fixed Income		Quantity	Average Cost	Book Value	Price	Market Value	% of Assets
CORPORATE BONDS							
AFFINITY CU GIC 2.4% 24FEB21R		1067,942.400	100.00	1,067,942.40	100.000	1,089,721.42	20.09
Maturity Date: 02/24/2021							
Maturity Value: 1,093,573.02							
Total Interest Accrued: 21,779.02							
Total Fixed Income				<u>\$ 1,067,942.40</u>		<u>\$ 1,089,721.42</u>	<u>20.09</u>
Total Portfolio				<u>\$ 5,402,034.81</u>		<u>\$ 5,423,813.84</u>	<u>100.00</u>

Disclaimer

*** Assets identified by ***** as well as other off-book holdings and plans such as RDSPs are NOT held by Raymond James and are NOT ELIGIBLE for CIPF coverage. This is NOT an official statement. Refer to your monthly statements to determine which positions are covered by CIPF. Information in this report was obtained from sources believed to be reliable but we are unable to guarantee its completeness and accuracy. We are not responsible for errors in book value (BV). Please check the accuracy of BVs and provide your Advisor with corrections as necessary. BV may be adjusted for subsequent events. Trust unit BV is reduced for return of capital every April relating to prior year distributions. Corporate reorganizations can result in inaccurate BVs. Some mutual fund switches are not taxable but appear in the Gain Loss report. Options exercised do not adjust the BV of the underlying security. Option assignments may not be reported accurately. Review all dispositions with your Tax Advisor before reporting to CRA. Contact your Advisor regarding any error. Yields on step up bonds are an approximation. Return on investment uses the net of fees IRR method.

Client Name: **CITY OF PORT ALBERNI**

Account Number: 1H5-JT0A-2 CASH ACCOUNT



Rate of Return:

The annualized rate of return from April 16, 2015 to December 31, 2020:

1.78%

The annualized rate of return in the last twelve months:

1.87%

Disclaimer

*** Assets identified by "****" as well as other off-book holdings and plans such as RDSPs are NOT held by Raymond James and are NOT ELIGIBLE for CIPF coverage. This is NOT an official statement. Refer to your monthly statements to determine which positions are covered by CIPF. Information in this report was obtained from sources believed to be reliable but we are unable to guarantee its completeness and accuracy. We are not responsible for errors in book value (BV). Please check the accuracy of BVs and provide your Advisor with corrections as necessary. BV may be adjusted for subsequent events. Trust unit BV is reduced for return of capital every April relating to prior year distributions. Corporate reorganizations can result in inaccurate BVs. Some mutual fund switches are not taxable but appear in the Gain Loss report. Options exercised do not adjust the BV of the underlying security. Option assignments may not be reported accurately. Review all dispositions with your Tax Advisor before reporting to CRA. Contact your Advisor regarding any error. Yields on step up bonds are an approximation. Return on investment uses the net of fees IRR method.

Client Name: **CITY OF PORT ALBERNI**

Account Number: 1H5-JT0A-3 CASH ACCOUNT

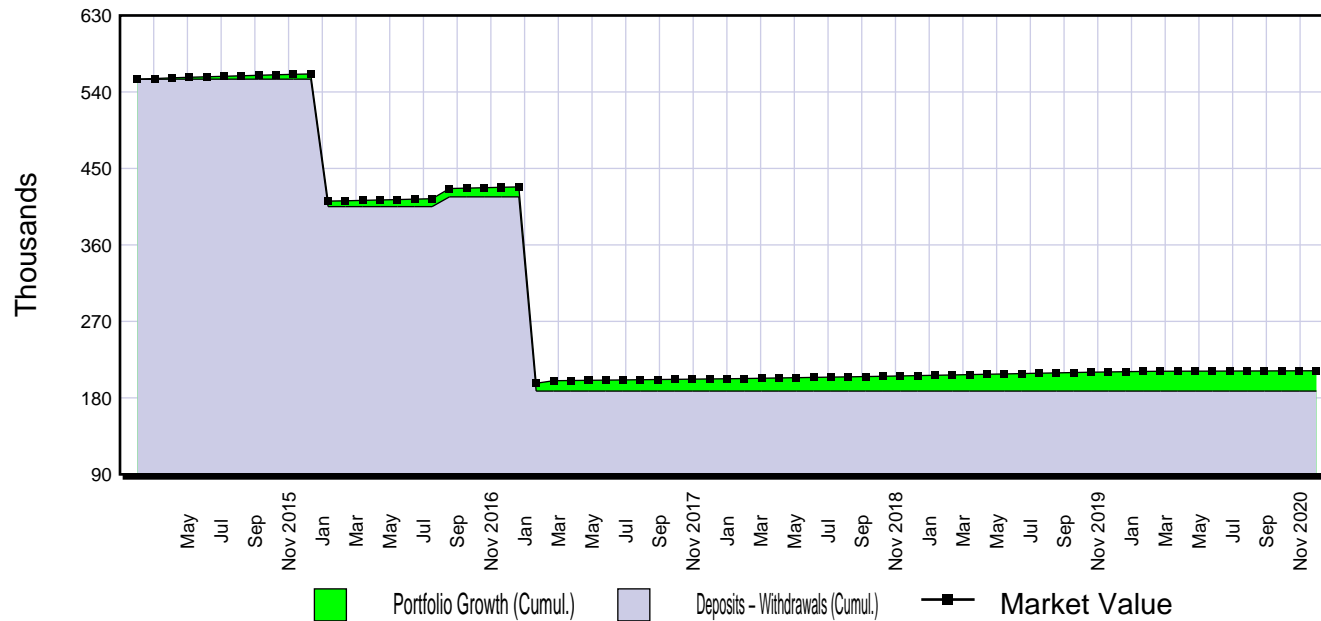
Cash And Cash Equivalents		Quantity	Average Cost	Book Value	Price	Market Value	% of Assets
CASH		0.00	1.00	0.00		0.00	0.00
MUTUAL FUNDS							
DYN6002	BNS CORP INV SAV ACT SR A -NL	211,899.045	1.00	211,899.05	1.000	211,899.05	100.00
Total Cash And Cash Equivalents				<u>\$ 211,899.05</u>		<u>\$ 211,899.05</u>	<u>100.00</u>
Total Portfolio				<u>\$ 211,899.05</u>		<u>\$ 211,899.05</u>	<u>100.00</u>

Disclaimer

*** Assets identified by "****" as well as other off-book holdings and plans such as RDSPs are NOT held by Raymond James and are NOT ELIGIBLE for CIPF coverage. This is NOT an official statement. Refer to your monthly statements to determine which positions are covered by CIPF. Information in this report was obtained from sources believed to be reliable but we are unable to guarantee its completeness and accuracy. We are not responsible for errors in book value (BV). Please check the accuracy of BVs and provide your Advisor with corrections as necessary. BV may be adjusted for subsequent events. Trust unit BV is reduced for return of capital every April relating to prior year distributions. Corporate reorganizations can result in inaccurate BVs. Some mutual fund switches are not taxable but appear in the Gain Loss report. Options exercised do not adjust the BV of the underlying security. Option assignments may not be reported accurately. Review all dispositions with your Tax Advisor before reporting to CRA. Contact your Advisor regarding any error. Yields on step up bonds are an approximation. Return on investment uses the net of fees IRR method.

Client Name: **CITY OF PORT ALBERNI**

Account Number: 1H5-JT0A-3 CASH ACCOUNT



Rate of Return:

The annualized rate of return from April 16, 2015 to December 31, 2020:

1.41%

The annualized rate of return in the last twelve months:

0.67%

Disclaimer

*** Assets identified by ***** as well as other off-book holdings and plans such as RDSPs are NOT held by Raymond James and are NOT ELIGIBLE for CIPF coverage. This is NOT an official statement. Refer to your monthly statements to determine which positions are covered by CIPF. Information in this report was obtained from sources believed to be reliable but we are unable to guarantee its completeness and accuracy. We are not responsible for errors in book value (BV). Please check the accuracy of BVs and provide your Advisor with corrections as necessary. BV may be adjusted for subsequent events. Trust unit BV is reduced for return of capital every April relating to prior year distributions. Corporate reorganizations can result in inaccurate BVs. Some mutual fund switches are not taxable but appear in the Gain Loss report. Options exercised do not adjust the BV of the underlying security. Option assignments may not be reported accurately. Review all dispositions with your Tax Advisor before reporting to CRA. Contact your Advisor regarding any error. Yields on step up bonds are an approximation. Return on investment uses the net of fees IRR method.

Client Name: **CITY OF PORT ALBERNI**

Account Number: 1H5-JT0A-4 CASH ACCOUNT

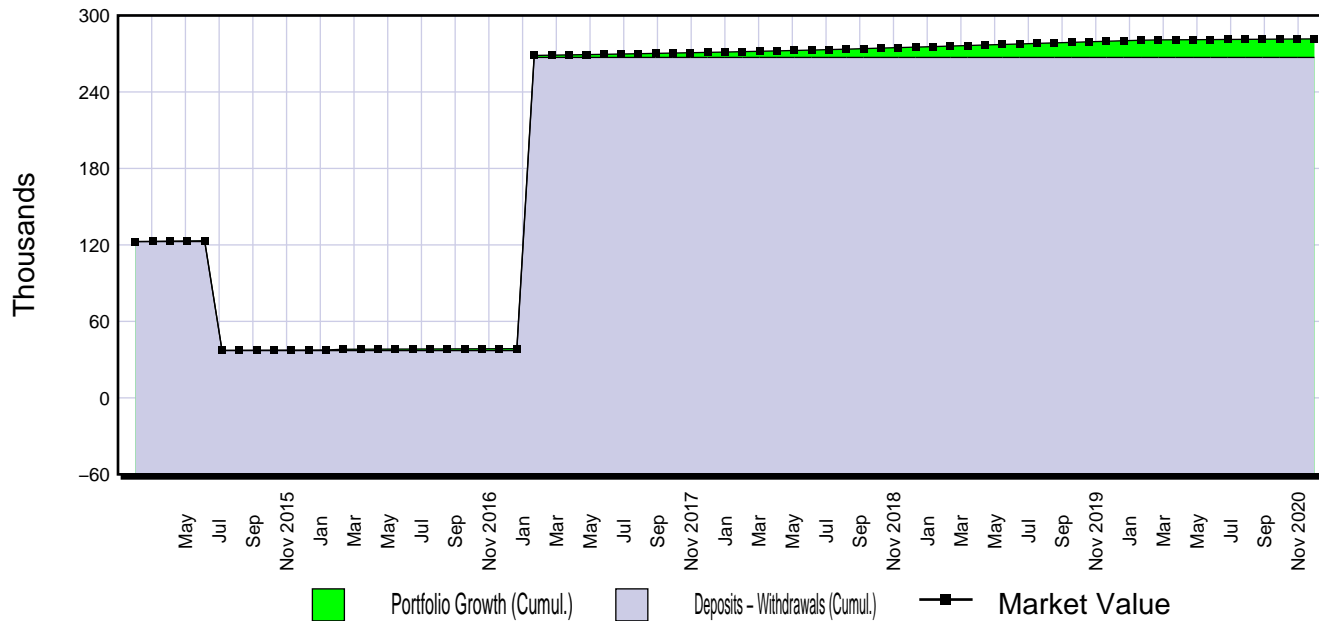
Cash And Cash Equivalents		Quantity	Average Cost	Book Value	Price	Market Value	% of Assets
CASH		0.00	1.00	0.00		0.00	0.00
MUTUAL FUNDS							
DYN6002	BNS CORP INV SAV ACT SR A -NL	281,629.825	1.00	281,629.82	1.000	281,629.83	100.00
Total Cash And Cash Equivalents				<u>\$ 281,629.82</u>		<u>\$ 281,629.83</u>	<u>100.00</u>
Total Portfolio				<u>\$ 281,629.82</u>		<u>\$ 281,629.83</u>	<u>100.00</u>

Disclaimer

*** Assets identified by "****" as well as other off-book holdings and plans such as RDSPs are NOT held by Raymond James and are NOT ELIGIBLE for CIPF coverage. This is NOT an official statement. Refer to your monthly statements to determine which positions are covered by CIPF. Information in this report was obtained from sources believed to be reliable but we are unable to guarantee its completeness and accuracy. We are not responsible for errors in book value (BV). Please check the accuracy of BVs and provide your Advisor with corrections as necessary. BV may be adjusted for subsequent events. Trust unit BV is reduced for return of capital every April relating to prior year distributions. Corporate reorganizations can result in inaccurate BVs. Some mutual fund switches are not taxable but appear in the Gain Loss report. Options exercised do not adjust the BV of the underlying security. Option assignments may not be reported accurately. Review all dispositions with your Tax Advisor before reporting to CRA. Contact your Advisor regarding any error. Yields on step up bonds are an approximation. Return on investment uses the net of fees IRR method.

Client Name: **CITY OF PORT ALBERNI**

Account Number: 1H5-JT0A-4 CASH ACCOUNT



Rate of Return:

The annualized rate of return from April 16, 2015 to December 31, 2020:

1.28%

The annualized rate of return in the last twelve months:

0.66%

Disclaimer

*** Assets identified by ***** as well as other off-book holdings and plans such as RDSPs are NOT held by Raymond James and are NOT ELIGIBLE for CIPF coverage. This is NOT an official statement. Refer to your monthly statements to determine which positions are covered by CIPF. Information in this report was obtained from sources believed to be reliable but we are unable to guarantee its completeness and accuracy. We are not responsible for errors in book value (BV). Please check the accuracy of BVs and provide your Advisor with corrections as necessary. BV may be adjusted for subsequent events. Trust unit BV is reduced for return of capital every April relating to prior year distributions. Corporate reorganizations can result in inaccurate BVs. Some mutual fund switches are not taxable but appear in the Gain Loss report. Options exercised do not adjust the BV of the underlying security. Option assignments may not be reported accurately. Review all dispositions with your Tax Advisor before reporting to CRA. Contact your Advisor regarding any error. Yields on step up bonds are an approximation. Return on investment uses the net of fees IRR method.

Client Name: **CITY OF PORT ALBERNI**

Account Number: 1H5-JT0A-5 CASH ACCOUNT

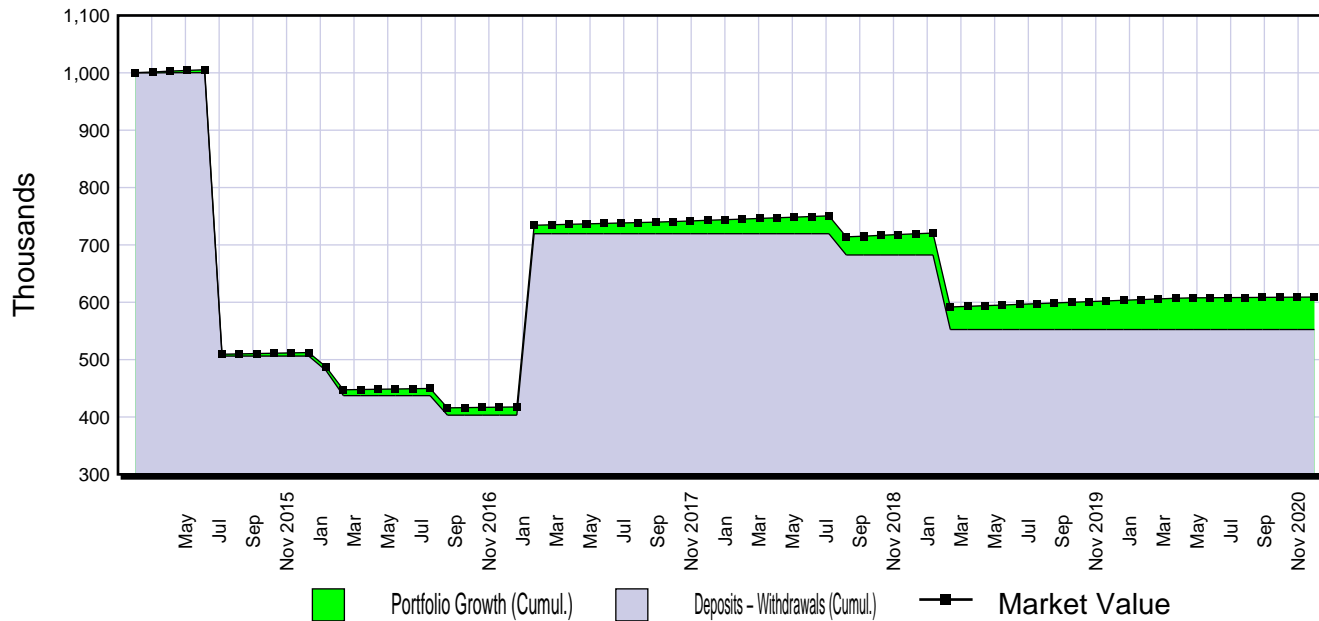
Cash And Cash Equivalents		Quantity	Average Cost	Book Value	Price	Market Value	% of Assets
CASH		0.00	1.00	0.00		0.00	0.00
MUTUAL FUNDS							
DYN6002	BNS CORP INV SAV ACT SR A -NL	609,095.575	1.00	609,095.57	1.000	609,095.58	100.00
Total Cash And Cash Equivalents				<u>\$ 609,095.57</u>		<u>\$ 609,095.58</u>	<u>100.00</u>
Total Portfolio				<u>\$ 609,095.57</u>		<u>\$ 609,095.58</u>	<u>100.00</u>

Disclaimer

*** Assets identified by "****" as well as other off-book holdings and plans such as RDSPs are NOT held by Raymond James and are NOT ELIGIBLE for CIPF coverage. This is NOT an official statement. Refer to your monthly statements to determine which positions are covered by CIPF. Information in this report was obtained from sources believed to be reliable but we are unable to guarantee its completeness and accuracy. We are not responsible for errors in book value (BV). Please check the accuracy of BVs and provide your Advisor with corrections as necessary. BV may be adjusted for subsequent events. Trust unit BV is reduced for return of capital every April relating to prior year distributions. Corporate reorganizations can result in inaccurate BVs. Some mutual fund switches are not taxable but appear in the Gain Loss report. Options exercised do not adjust the BV of the underlying security. Option assignments may not be reported accurately. Review all dispositions with your Tax Advisor before reporting to CRA. Contact your Advisor regarding any error. Yields on step up bonds are an approximation. Return on investment uses the net of fees IRR method.

Client Name: **CITY OF PORT ALBERNI**

Account Number: 1H5-JT0A-5 CASH ACCOUNT



Rate of Return:

The annualized rate of return from April 16, 2015 to December 31, 2020:

1.56%

The annualized rate of return in the last twelve months:

1.12%

Disclaimer

*** Assets identified by ***** as well as other off-book holdings and plans such as RDSPs are NOT held by Raymond James and are NOT ELIGIBLE for CIPF coverage. This is NOT an official statement. Refer to your monthly statements to determine which positions are covered by CIPF. Information in this report was obtained from sources believed to be reliable but we are unable to guarantee its completeness and accuracy. We are not responsible for errors in book value (BV). Please check the accuracy of BVs and provide your Advisor with corrections as necessary. BV may be adjusted for subsequent events. Trust unit BV is reduced for return of capital every April relating to prior year distributions. Corporate reorganizations can result in inaccurate BVs. Some mutual fund switches are not taxable but appear in the Gain Loss report. Options exercised do not adjust the BV of the underlying security. Option assignments may not be reported accurately. Review all dispositions with your Tax Advisor before reporting to CRA. Contact your Advisor regarding any error. Yields on step up bonds are an approximation. Return on investment uses the net of fees IRR method.

Client Name: **CITY OF PORT ALBERNI**

Account Number: 1H5-JT0A-6 CASH ACCOUNT

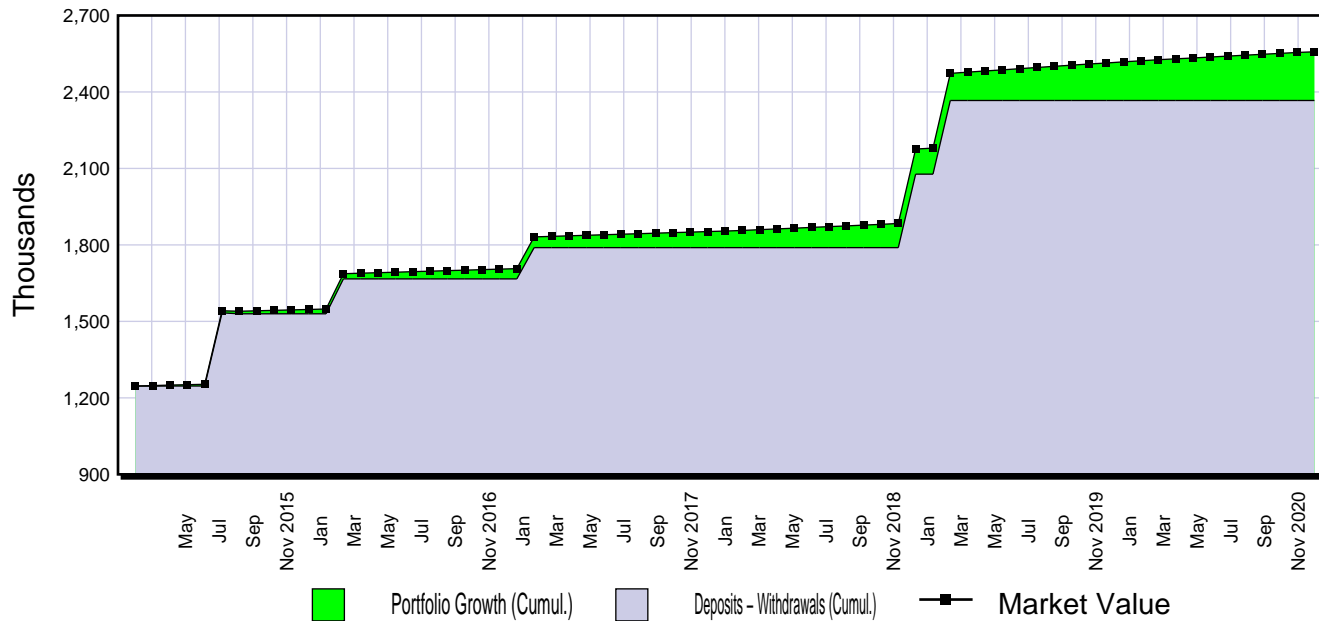
Cash And Cash Equivalents		Quantity	Average Cost	Book Value	Price	Market Value	% of Assets
CASH		1,634,130.22	1.00	1,634,130.22		1,634,130.22	63.89
MUTUAL FUNDS							
DYN6002	BNS CORP INV SAV ACT SR A -NL	624,691.501	1.00	624,691.50	1.000	624,691.50	24.43
Total Cash And Cash Equivalents				<u>\$ 2,258,821.72</u>		<u>\$ 2,258,821.72</u>	<u>88.32</u>
Fixed Income		Quantity	Average Cost	Book Value	Price	Market Value	% of Assets
CORPORATE BONDS							
VANCITY CSH GIC 1.45% 18MAR21E		295,362.570	100.00	295,362.57	100.000	298,741.84	11.68
Maturity Date: 03/18/2021							
Maturity Value: 299,645.33							
Total Interest Accrued: 3,379.27							
Total Fixed Income				<u>\$ 295,362.57</u>		<u>\$ 298,741.84</u>	<u>11.68</u>
Total Portfolio				<u>\$ 2,554,184.29</u>		<u>\$ 2,557,563.56</u>	<u>100.00</u>

Disclaimer

*** Assets identified by ***** as well as other off-book holdings and plans such as RDSPs are NOT held by Raymond James and are NOT ELIGIBLE for CIPF coverage. This is NOT an official statement. Refer to your monthly statements to determine which positions are covered by CIPF. Information in this report was obtained from sources believed to be reliable but we are unable to guarantee its completeness and accuracy. We are not responsible for errors in book value (BV). Please check the accuracy of BVs and provide your Advisor with corrections as necessary. BV may be adjusted for subsequent events. Trust unit BV is reduced for return of capital every April relating to prior year distributions. Corporate reorganizations can result in inaccurate BVs. Some mutual fund switches are not taxable but appear in the Gain Loss report. Options exercised do not adjust the BV of the underlying security. Option assignments may not be reported accurately. Review all dispositions with your Tax Advisor before reporting to CRA. Contact your Advisor regarding any error. Yields on step up bonds are an approximation. Return on investment uses the net of fees IRR method.

Client Name: **CITY OF PORT ALBERNI**

Account Number: 1H5-JT0A-6 CASH ACCOUNT



Rate of Return:

The annualized rate of return from April 16, 2015 to December 31, 2020:

1.71%

The annualized rate of return in the last twelve months:

1.74%

Disclaimer

*** Assets identified by ***** as well as other off-book holdings and plans such as RDSPs are NOT held by Raymond James and are NOT ELIGIBLE for CIPF coverage. This is NOT an official statement. Refer to your monthly statements to determine which positions are covered by CIPF. Information in this report was obtained from sources believed to be reliable but we are unable to guarantee its completeness and accuracy. We are not responsible for errors in book value (BV). Please check the accuracy of BVs and provide your Advisor with corrections as necessary. BV may be adjusted for subsequent events. Trust unit BV is reduced for return of capital every April relating to prior year distributions. Corporate reorganizations can result in inaccurate BVs. Some mutual fund switches are not taxable but appear in the Gain Loss report. Options exercised do not adjust the BV of the underlying security. Option assignments may not be reported accurately. Review all dispositions with your Tax Advisor before reporting to CRA. Contact your Advisor regarding any error. Yields on step up bonds are an approximation. Return on investment uses the net of fees IRR method.

Client Name: **CITY OF PORT ALBERNI**

Account Number: 1H5-JT0A-7 CASH ACCOUNT

Cash And Cash Equivalents		Quantity	Average Cost	Book Value	Price	Market Value	% of Assets
CASH		0.00	1.00	0.00		0.00	0.00
MUTUAL FUNDS							
DYN6002	BNS CORP INV SAV ACT SR A -NL	1253,822.022	1.00	1,253,822.01	1.000	1,253,822.02	100.00
Total Cash And Cash Equivalents				<u>\$ 1,253,822.01</u>		<u>\$ 1,253,822.02</u>	<u>100.00</u>
Total Portfolio				<u>\$ 1,253,822.01</u>		<u>\$ 1,253,822.02</u>	<u>100.00</u>

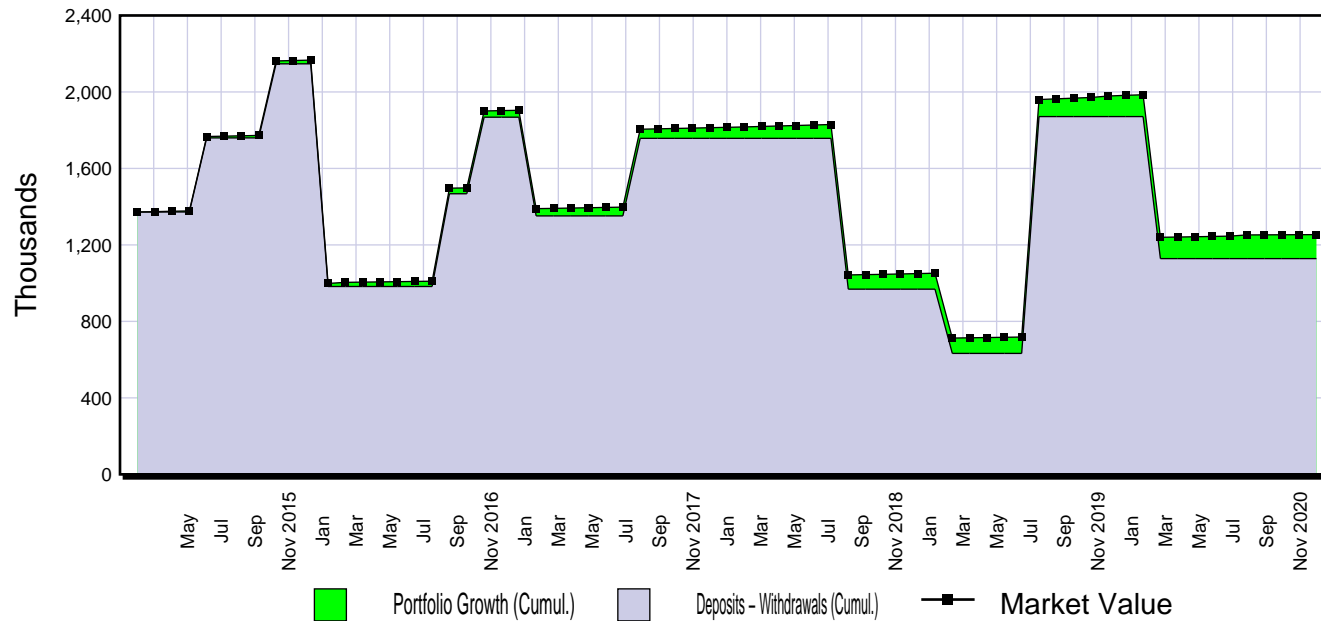
Disclaimer

*** Assets identified by "****" as well as other off-book holdings and plans such as RDSPs are NOT held by Raymond James and are NOT ELIGIBLE for CIPF coverage. This is NOT an official statement. Refer to your monthly statements to determine which positions are covered by CIPF. Information in this report was obtained from sources believed to be reliable but we are unable to guarantee its completeness and accuracy. We are not responsible for errors in book value (BV). Please check the accuracy of BVs and provide your Advisor with corrections as necessary. BV may be adjusted for subsequent events. Trust unit BV is reduced for return of capital every April relating to prior year distributions. Corporate reorganizations can result in inaccurate BVs. Some mutual fund switches are not taxable but appear in the Gain Loss report. Options exercised do not adjust the BV of the underlying security. Option assignments may not be reported accurately. Review all dispositions with your Tax Advisor before reporting to CRA. Contact your Advisor regarding any error. Yields on step up bonds are an approximation. Return on investment uses the net of fees IRR method.

From April 16, 2015 to December 31, 2020

Client Name: **CITY OF PORT ALBERNI**

Account Number: 1H5-JT0A-7 CASH ACCOUNT



Rate of Return:

The annualized rate of return from April 16, 2015 to December 31, 2020:

1.50%

The annualized rate of return in the last twelve months:

1.27%

Disclaimer

*** Assets identified by ***** as well as other off-book holdings and plans such as RDSPs are NOT held by Raymond James and are NOT ELIGIBLE for CIPF coverage. This is NOT an official statement. Refer to your monthly statements to determine which positions are covered by CIPF. Information in this report was obtained from sources believed to be reliable but we are unable to guarantee its completeness and accuracy. We are not responsible for errors in book value (BV). Please check the accuracy of BVs and provide your Advisor with corrections as necessary. BV may be adjusted for subsequent events. Trust unit BV is reduced for return of capital every April relating to prior year distributions. Corporate reorganizations can result in inaccurate BVs. Some mutual fund switches are not taxable but appear in the Gain Loss report. Options exercised do not adjust the BV of the underlying security. Option assignments may not be reported accurately. Review all dispositions with your Tax Advisor before reporting to CRA. Contact your Advisor regarding any error. Yields on step up bonds are an approximation. Return on investment uses the net of fees IRR method.

Client Name: **CITY OF PORT ALBERNI**

Account Number: 1H5-JT0A-8 CASH ACCOUNT

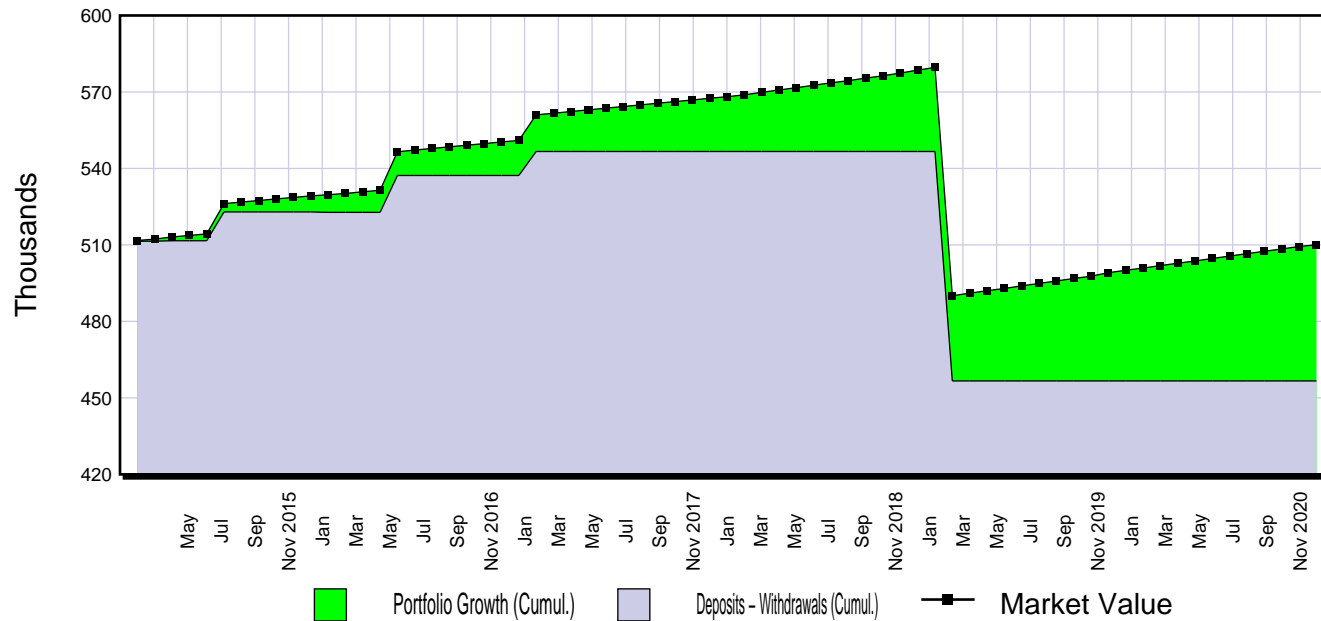
Cash And Cash Equivalents	Quantity	Average Cost	Book Value	Price	Market Value	% of Assets
CASH	510,048.06	1.00	510,048.06		510,048.06	100.00
Total Cash And Cash Equivalents			<u>\$ 510,048.06</u>		<u>\$ 510,048.06</u>	<u>100.00</u>
Total Portfolio			<u>\$ 510,048.06</u>		<u>\$ 510,048.06</u>	<u>100.00</u>

Disclaimer

*** Assets identified by "****" as well as other off-book holdings and plans such as RDSPs are NOT held by Raymond James and are NOT ELIGIBLE for CIPF coverage. This is NOT an official statement. Refer to your monthly statements to determine which positions are covered by CIPF. Information in this report was obtained from sources believed to be reliable but we are unable to guarantee its completeness and accuracy. We are not responsible for errors in book value (BV). Please check the accuracy of BVs and provide your Advisor with corrections as necessary. BV may be adjusted for subsequent events. Trust unit BV is reduced for return of capital every April relating to prior year distributions. Corporate reorganizations can result in inaccurate BVs. Some mutual fund switches are not taxable but appear in the Gain Loss report. Options exercised do not adjust the BV of the underlying security. Option assignments may not be reported accurately. Review all dispositions with your Tax Advisor before reporting to CRA. Contact your Advisor regarding any error. Yields on step up bonds are an approximation. Return on investment uses the net of fees IRR method.

Client Name: **CITY OF PORT ALBERNI**

Account Number: 1H5-JT0A-8 CASH ACCOUNT



Rate of Return:

The annualized rate of return from April 16, 2015 to December 31, 2020:

1.75%

The annualized rate of return in the last twelve months:

2.19%

Disclaimer

*** Assets identified by ***** as well as other off-book holdings and plans such as RDSPs are NOT held by Raymond James and are NOT ELIGIBLE for CIPF coverage. This is NOT an official statement. Refer to your monthly statements to determine which positions are covered by CIPF. Information in this report was obtained from sources believed to be reliable but we are unable to guarantee its completeness and accuracy. We are not responsible for errors in book value (BV). Please check the accuracy of BVs and provide your Advisor with corrections as necessary. BV may be adjusted for subsequent events. Trust unit BV is reduced for return of capital every April relating to prior year distributions. Corporate reorganizations can result in inaccurate BVs. Some mutual fund switches are not taxable but appear in the Gain Loss report. Options exercised do not adjust the BV of the underlying security. Option assignments may not be reported accurately. Review all dispositions with your Tax Advisor before reporting to CRA. Contact your Advisor regarding any error. Yields on step up bonds are an approximation. Return on investment uses the net of fees IRR method.

Client Name: **CITY OF PORT ALBERNI**

Account Number: 1H5-JT0A-9 CASH ACCOUNT

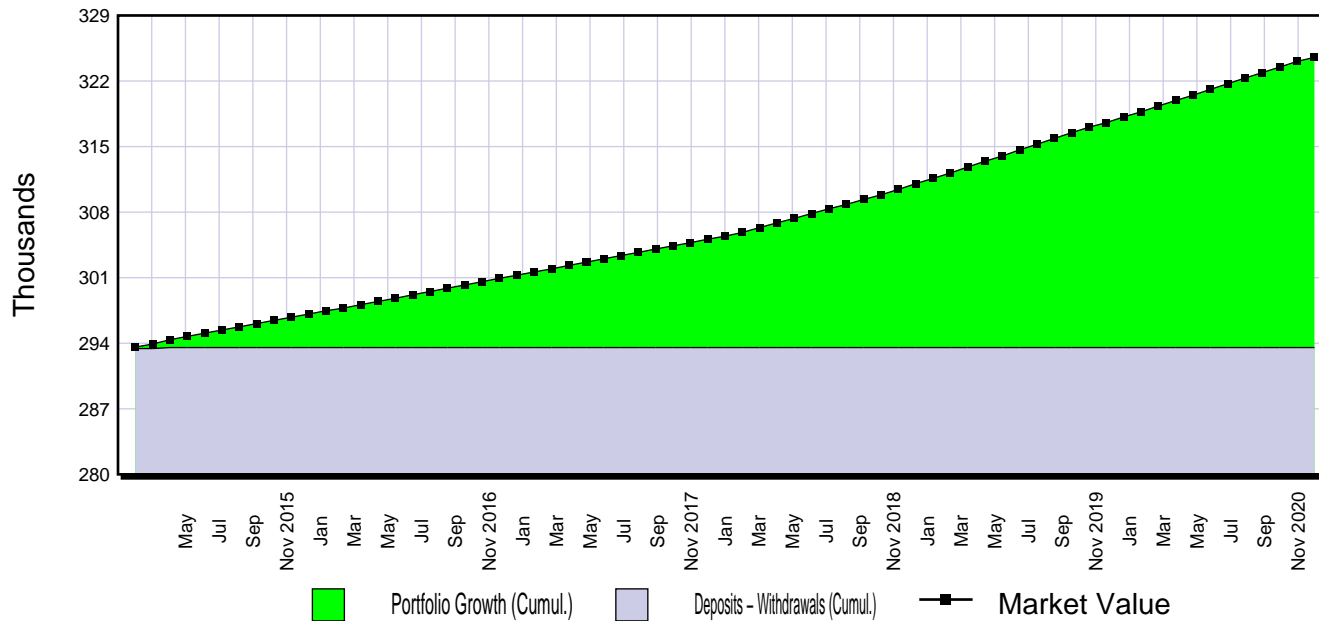
Cash And Cash Equivalents	Quantity	Average Cost	Book Value	Price	Market Value	% of Assets
CASH	324,525.92	1.00	324,525.92		324,525.92	100.00
Total Cash And Cash Equivalents			<u>\$ 324,525.92</u>		<u>\$ 324,525.92</u>	<u>100.00</u>
Total Portfolio			<u>\$ 324,525.92</u>		<u>\$ 324,525.92</u>	<u>100.00</u>

Disclaimer

*** Assets identified by "****" as well as other off-book holdings and plans such as RDSPs are NOT held by Raymond James and are NOT ELIGIBLE for CIPF coverage. This is NOT an official statement. Refer to your monthly statements to determine which positions are covered by CIPF. Information in this report was obtained from sources believed to be reliable but we are unable to guarantee its completeness and accuracy. We are not responsible for errors in book value (BV). Please check the accuracy of BVs and provide your Advisor with corrections as necessary. BV may be adjusted for subsequent events. Trust unit BV is reduced for return of capital every April relating to prior year distributions. Corporate reorganizations can result in inaccurate BVs. Some mutual fund switches are not taxable but appear in the Gain Loss report. Options exercised do not adjust the BV of the underlying security. Option assignments may not be reported accurately. Review all dispositions with your Tax Advisor before reporting to CRA. Contact your Advisor regarding any error. Yields on step up bonds are an approximation. Return on investment uses the net of fees IRR method.

Client Name: **CITY OF PORT ALBERNI**

Account Number: 1H5-JT0A-9 CASH ACCOUNT



Rate of Return:

The annualized rate of return from April 16, 2015 to December 31, 2020:

1.77%

The annualized rate of return in the last twelve months:

2.19%

Disclaimer

*** Assets identified by ***** as well as other off-book holdings and plans such as RDSPs are NOT held by Raymond James and are NOT ELIGIBLE for CIPF coverage. This is NOT an official statement. Refer to your monthly statements to determine which positions are covered by CIPF. Information in this report was obtained from sources believed to be reliable but we are unable to guarantee its completeness and accuracy. We are not responsible for errors in book value (BV). Please check the accuracy of BVs and provide your Advisor with corrections as necessary. BV may be adjusted for subsequent events. Trust unit BV is reduced for return of capital every April relating to prior year distributions. Corporate reorganizations can result in inaccurate BVs. Some mutual fund switches are not taxable but appear in the Gain Loss report. Options exercised do not adjust the BV of the underlying security. Option assignments may not be reported accurately. Review all dispositions with your Tax Advisor before reporting to CRA. Contact your Advisor regarding any error. Yields on step up bonds are an approximation. Return on investment uses the net of fees IRR method.

Client Name: **CITY OF PORT ALBERNI**

Account Number: 1H5-JTVA-0 CASH ACCOUNT – Viridian

No positions to report.

Disclaimer

*** Assets identified by ***** as well as other off-book holdings and plans such as RDSPs are NOT held by Raymond James and are NOT ELIGIBLE for CIPF coverage. This is NOT an official statement. Refer to your monthly statements to determine which positions are covered by CIPF. Information in this report was obtained from sources believed to be reliable but we are unable to guarantee its completeness and accuracy. We are not responsible for errors in book value (BV). Please check the accuracy of BVs and provide your Advisor with corrections as necessary. BV may be adjusted for subsequent events. Trust unit BV is reduced for return of capital every April relating to prior year distributions. Corporate reorganizations can result in inaccurate BVs. Some mutual fund switches are not taxable but appear in the Gain Loss report. Options exercised do not adjust the BV of the underlying security. Option assignments may not be reported accurately. Review all dispositions with your Tax Advisor before reporting to CRA. Contact your Advisor regarding any error. Yields on step up bonds are an approximation. Return on investment uses the net of fees IRR method.

Client Name: **CITY OF PORT ALBERNI**

Account Number: 1H5-JTVA-0 CASH ACCOUNT – Viridian

Nothing to report.

Disclaimer

*** Assets identified by ***** as well as other off-book holdings and plans such as RDSPs are NOT held by Raymond James and are NOT ELIGIBLE for CIPF coverage. This is NOT an official statement. Refer to your monthly statements to determine which positions are covered by CIPF. Information in this report was obtained from sources believed to be reliable but we are unable to guarantee its completeness and accuracy. We are not responsible for errors in book value (BV). Please check the accuracy of BVs and provide your Advisor with corrections as necessary. BV may be adjusted for subsequent events. Trust unit BV is reduced for return of capital every April relating to prior year distributions. Corporate reorganizations can result in inaccurate BVs. Some mutual fund switches are not taxable but appear in the Gain Loss report. Options exercised do not adjust the BV of the underlying security. Option assignments may not be reported accurately. Review all dispositions with your Tax Advisor before reporting to CRA. Contact your Advisor regarding any error. Yields on step up bonds are an approximation. Return on investment uses the net of fees IRR method.

CITY OF PORT ALBERNI
4850 ARGYLE ST
PORT ALBERNI BC V9Y 1V8

Investment Advisor: JASON ORETO

Tel.:
Fax:
Email:

Exchange Rate at Valuation Date: USD\$1.000 = CAD\$1.2550

Client Name	Account Open	Account	Type of Account	Market Value	
CITY OF PORT ALBERNI	April 14, 2015	1H5 – JT0A – 0	CASH ACCOUNT	12,782,281.99	CAD
CITY OF PORT ALBERNI	April 15, 2015	1H5 – JT0A – 1	CASH ACCOUNT	75,122.77	CAD
CITY OF PORT ALBERNI	April 15, 2015	1H5 – JT0A – 2	CASH ACCOUNT	5,821,515.00	CAD
CITY OF PORT ALBERNI	April 15, 2015	1H5 – JT0A – 3	CASH ACCOUNT	212,071.47	CAD
CITY OF PORT ALBERNI	April 15, 2015	1H5 – JT0A – 4	CASH ACCOUNT	281,858.99	CAD
CITY OF PORT ALBERNI	April 15, 2015	1H5 – JT0A – 5	CASH ACCOUNT	609,591.20	CAD
CITY OF PORT ALBERNI	April 15, 2015	1H5 – JT0A – 6	CASH ACCOUNT	2,561,131.59	CAD
CITY OF PORT ALBERNI	April 15, 2015	1H5 – JT0A – 7	CASH ACCOUNT	937,460.93	CAD
CITY OF PORT ALBERNI	April 15, 2015	1H5 – JT0A – 8	CASH ACCOUNT	510,721.07	CAD
CITY OF PORT ALBERNI	April 15, 2015	1H5 – JT0A – 9	CASH ACCOUNT	324,954.13	CAD
CITY OF PORT ALBERNI	April 14, 2015	1H5 – JTVA – 0	CASH ACCOUNT – Viridian	0.00	CAD
Total Portfolio Value of CAD\$ Accounts				\$ 24,116,709.14	

Disclaimer

*** Assets identified by "*****" as well as other off-book holdings and plans such as RDSPs are NOT held by Raymond James and are NOT ELIGIBLE for CIPF coverage. This is NOT an official statement. Refer to your monthly statements to determine which positions are covered by CIPF. Information in this report was obtained from sources believed to be reliable but we are unable to guarantee its completeness and accuracy. We are not responsible for errors in book value (BV). Please check the accuracy of BVs and provide your Advisor with corrections as necessary. BV may be adjusted for subsequent events. Trust unit BV is reduced for return of capital every April relating to prior year distributions. Corporate reorganizations can result in inaccurate BVs. Some mutual fund switches are not taxable but appear in the Gain Loss report. Options exercised do not adjust the BV of the underlying security. Option assignments may not be reported accurately. Review all dispositions with your Tax Advisor before reporting to CRA. Contact your Advisor regarding any error. Yields on step up bonds are an approximation. Return on investment uses the net of fees IRR method.

Client Name: **CITY OF PORT ALBERNI**

Account Number: 1H5-JT0A-0 CASH ACCOUNT

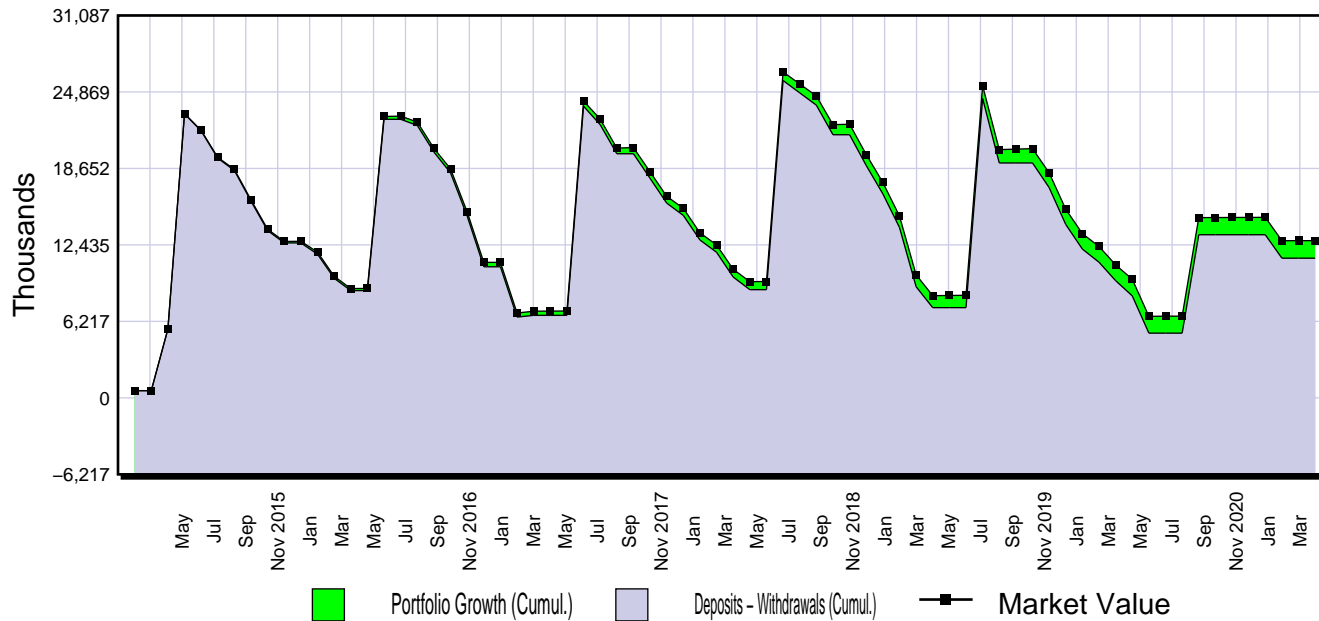
Cash And Cash Equivalents		Quantity	Average Cost	Book Value	Price	Market Value	% of Assets
CASH		0.00	1.00	0.00		0.00	0.00
MUTUAL FUNDS							
DYN6002	BNS CORP INV SAV ACT SR A -NL	12782,281.987	1.00	12,782,281.98	1.000	12,782,281.99	100.00
Total Cash And Cash Equivalents				<u>\$ 12,782,281.98</u>		<u>\$ 12,782,281.99</u>	<u>100.00</u>
Total Portfolio				<u>\$ 12,782,281.98</u>		<u>\$ 12,782,281.99</u>	<u>100.00</u>

Disclaimer

*** Assets identified by "****" as well as other off-book holdings and plans such as RDSPs are NOT held by Raymond James and are NOT ELIGIBLE for CIPF coverage. This is NOT an official statement. Refer to your monthly statements to determine which positions are covered by CIPF. Information in this report was obtained from sources believed to be reliable but we are unable to guarantee its completeness and accuracy. We are not responsible for errors in book value (BV). Please check the accuracy of BVs and provide your Advisor with corrections as necessary. BV may be adjusted for subsequent events. Trust unit BV is reduced for return of capital every April relating to prior year distributions. Corporate reorganizations can result in inaccurate BVs. Some mutual fund switches are not taxable but appear in the Gain Loss report. Options exercised do not adjust the BV of the underlying security. Option assignments may not be reported accurately. Review all dispositions with your Tax Advisor before reporting to CRA. Contact your Advisor regarding any error. Yields on step up bonds are an approximation. Return on investment uses the net of fees IRR method.

Client Name: **CITY OF PORT ALBERNI**

Account Number: 1H5-JT0A-0 CASH ACCOUNT



Rate of Return:

The annualized rate of return from April 15, 2015 to March 31, 2021:

1.59%

The annualized rate of return in the last twelve months:

1.19%

Disclaimer

*** Assets identified by ***** as well as other off-book holdings and plans such as RDSPs are NOT held by Raymond James and are NOT ELIGIBLE for CIPF coverage. This is NOT an official statement. Refer to your monthly statements to determine which positions are covered by CIPF. Information in this report was obtained from sources believed to be reliable but we are unable to guarantee its completeness and accuracy. We are not responsible for errors in book value (BV). Please check the accuracy of BVs and provide your Advisor with corrections as necessary. BV may be adjusted for subsequent events. Trust unit BV is reduced for return of capital every April relating to prior year distributions. Corporate reorganizations can result in inaccurate BVs. Some mutual fund switches are not taxable but appear in the Gain Loss report. Options exercised do not adjust the BV of the underlying security. Option assignments may not be reported accurately. Review all dispositions with your Tax Advisor before reporting to CRA. Contact your Advisor regarding any error. Yields on step up bonds are an approximation. Return on investment uses the net of fees IRR method.

Client Name: **CITY OF PORT ALBERNI**

Account Number: 1H5-JT0A-1 CASH ACCOUNT

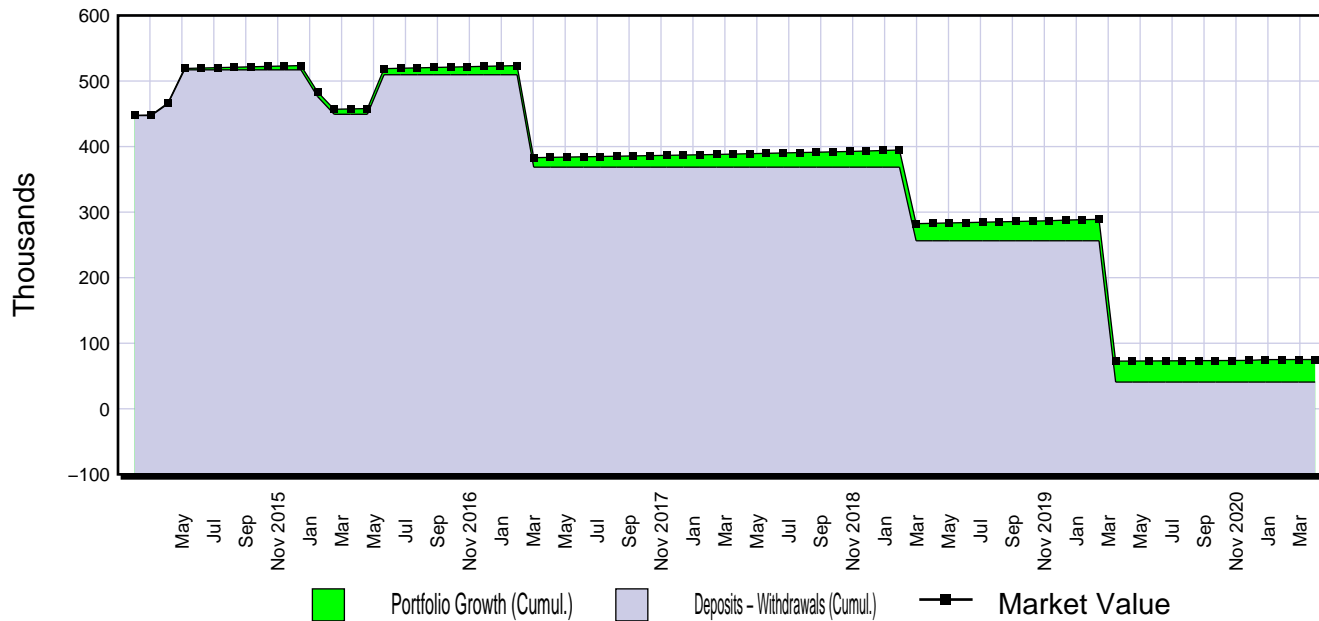
Cash And Cash Equivalents		Quantity	Average Cost	Book Value	Price	Market Value	% of Assets
CASH		0.00	1.00	0.00		0.00	0.00
MUTUAL FUNDS							
DYN6002	BNS CORP INV SAV ACT SR A -NL	75,122.766	1.00	75,122.76	1.000	75,122.77	100.00
Total Cash And Cash Equivalents				<u>\$ 75,122.76</u>		<u>\$ 75,122.77</u>	<u>100.00</u>
Total Portfolio				<u>\$ 75,122.76</u>		<u>\$ 75,122.77</u>	<u>100.00</u>

Disclaimer

*** Assets identified by "****" as well as other off-book holdings and plans such as RDSPs are NOT held by Raymond James and are NOT ELIGIBLE for CIPF coverage. This is NOT an official statement. Refer to your monthly statements to determine which positions are covered by CIPF. Information in this report was obtained from sources believed to be reliable but we are unable to guarantee its completeness and accuracy. We are not responsible for errors in book value (BV). Please check the accuracy of BVs and provide your Advisor with corrections as necessary. BV may be adjusted for subsequent events. Trust unit BV is reduced for return of capital every April relating to prior year distributions. Corporate reorganizations can result in inaccurate BVs. Some mutual fund switches are not taxable but appear in the Gain Loss report. Options exercised do not adjust the BV of the underlying security. Option assignments may not be reported accurately. Review all dispositions with your Tax Advisor before reporting to CRA. Contact your Advisor regarding any error. Yields on step up bonds are an approximation. Return on investment uses the net of fees IRR method.

Client Name: **CITY OF PORT ALBERNI**

Account Number: 1H5-JT0A-1 CASH ACCOUNT



Rate of Return:

The annualized rate of return from April 16, 2015 to March 31, 2021:

1.63%

The annualized rate of return in the last twelve months:

3.33%

Disclaimer

*** Assets identified by ***** as well as other off-book holdings and plans such as RDSPs are NOT held by Raymond James and are NOT ELIGIBLE for CIPF coverage. This is NOT an official statement. Refer to your monthly statements to determine which positions are covered by CIPF. Information in this report was obtained from sources believed to be reliable but we are unable to guarantee its completeness and accuracy. We are not responsible for errors in book value (BV). Please check the accuracy of BVs and provide your Advisor with corrections as necessary. BV may be adjusted for subsequent events. Trust unit BV is reduced for return of capital every April relating to prior year distributions. Corporate reorganizations can result in inaccurate BVs. Some mutual fund switches are not taxable but appear in the Gain Loss report. Options exercised do not adjust the BV of the underlying security. Option assignments may not be reported accurately. Review all dispositions with your Tax Advisor before reporting to CRA. Contact your Advisor regarding any error. Yields on step up bonds are an approximation. Return on investment uses the net of fees IRR method.

Client Name: **CITY OF PORT ALBERNI**

Account Number: 1H5-JT0A-2 CASH ACCOUNT

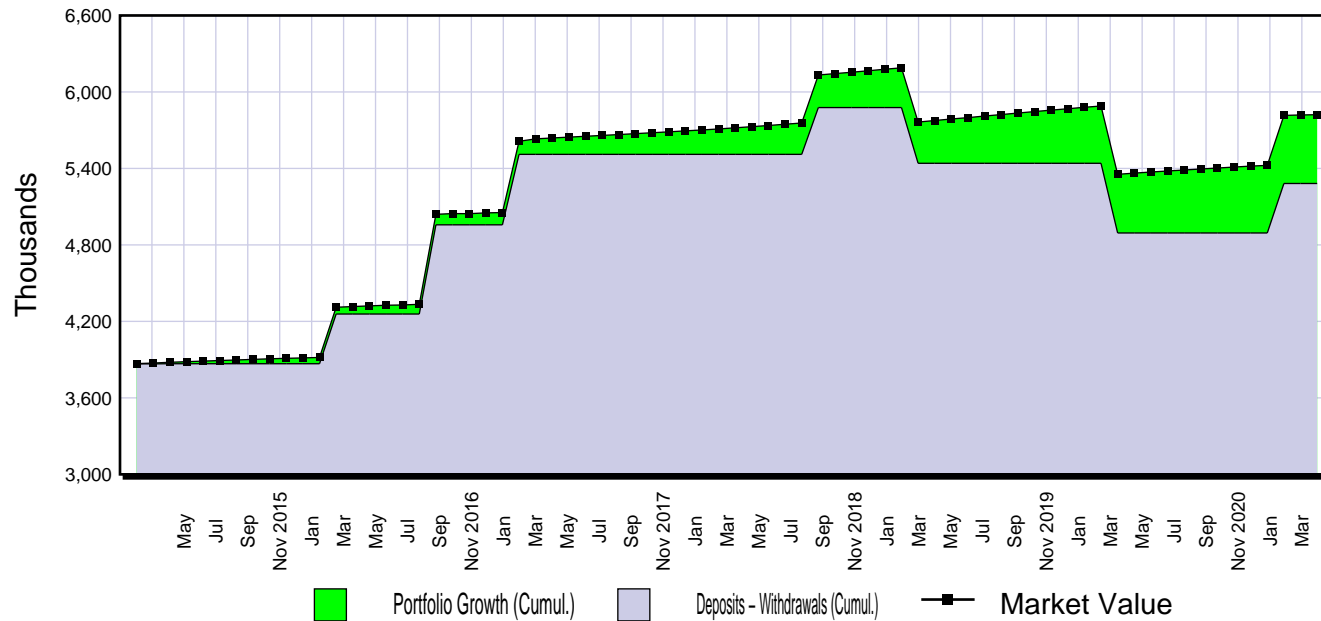
Cash And Cash Equivalents		Quantity	Average Cost	Book Value	Price	Market Value	% of Assets
CASH		0.00	1.00	0.00		0.00	0.00
MUTUAL FUNDS							
DYN6002	BNS CORP INV SAV ACT SR A -NL	5821,515.001	1.00	5,821,514.99	1.000	5,821,515.00	100.00
Total Cash And Cash Equivalents				<u>\$ 5,821,514.99</u>		<u>\$ 5,821,515.00</u>	<u>100.00</u>
Total Portfolio				<u>\$ 5,821,514.99</u>		<u>\$ 5,821,515.00</u>	<u>100.00</u>

Disclaimer

*** Assets identified by "****" as well as other off-book holdings and plans such as RDSPs are NOT held by Raymond James and are NOT ELIGIBLE for CIPF coverage. This is NOT an official statement. Refer to your monthly statements to determine which positions are covered by CIPF. Information in this report was obtained from sources believed to be reliable but we are unable to guarantee its completeness and accuracy. We are not responsible for errors in book value (BV). Please check the accuracy of BVs and provide your Advisor with corrections as necessary. BV may be adjusted for subsequent events. Trust unit BV is reduced for return of capital every April relating to prior year distributions. Corporate reorganizations can result in inaccurate BVs. Some mutual fund switches are not taxable but appear in the Gain Loss report. Options exercised do not adjust the BV of the underlying security. Option assignments may not be reported accurately. Review all dispositions with your Tax Advisor before reporting to CRA. Contact your Advisor regarding any error. Yields on step up bonds are an approximation. Return on investment uses the net of fees IRR method.

Client Name: **CITY OF PORT ALBERNI**

Account Number: 1H5-JT0A-2 CASH ACCOUNT



Rate of Return:

The annualized rate of return from April 16, 2015 to March 31, 2021:

1.73%

The annualized rate of return in the last twelve months:

1.46%

Disclaimer

*** Assets identified by ***** as well as other off-book holdings and plans such as RDSPs are NOT held by Raymond James and are NOT ELIGIBLE for CIPF coverage. This is NOT an official statement. Refer to your monthly statements to determine which positions are covered by CIPF. Information in this report was obtained from sources believed to be reliable but we are unable to guarantee its completeness and accuracy. We are not responsible for errors in book value (BV). Please check the accuracy of BVs and provide your Advisor with corrections as necessary. BV may be adjusted for subsequent events. Trust unit BV is reduced for return of capital every April relating to prior year distributions. Corporate reorganizations can result in inaccurate BVs. Some mutual fund switches are not taxable but appear in the Gain Loss report. Options exercised do not adjust the BV of the underlying security. Option assignments may not be reported accurately. Review all dispositions with your Tax Advisor before reporting to CRA. Contact your Advisor regarding any error. Yields on step up bonds are an approximation. Return on investment uses the net of fees IRR method.

Client Name: **CITY OF PORT ALBERNI**

Account Number: 1H5-JT0A-3 CASH ACCOUNT

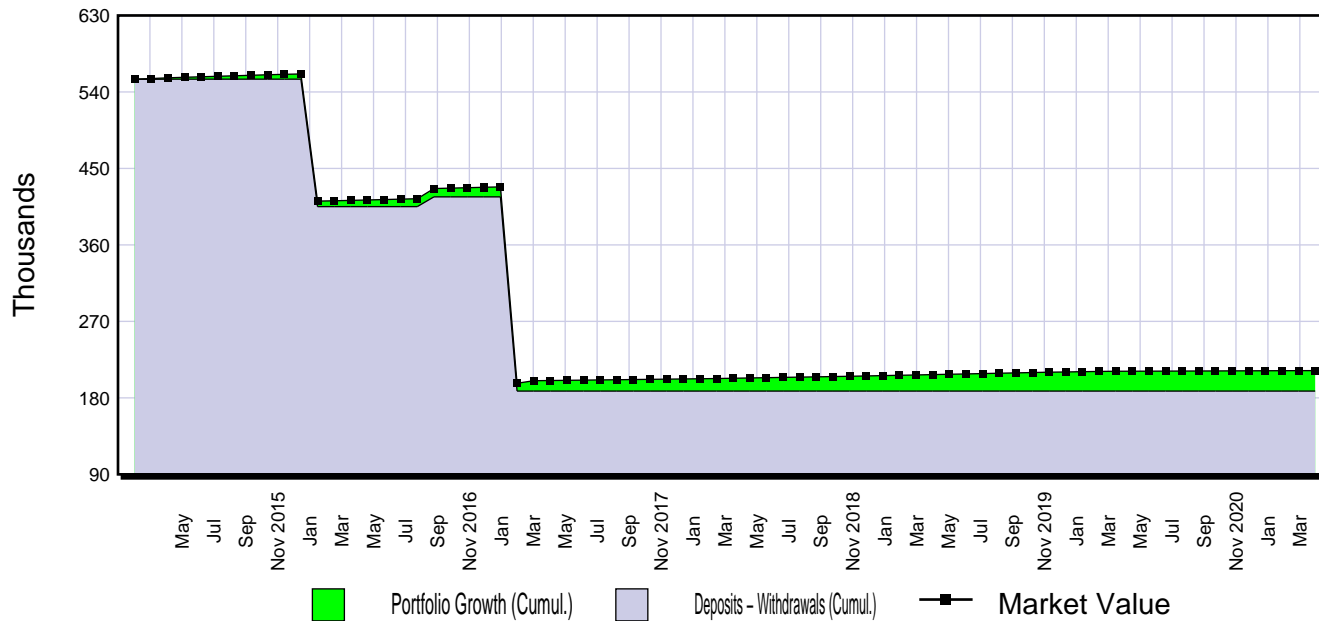
Cash And Cash Equivalents		Quantity	Average Cost	Book Value	Price	Market Value	% of Assets
CASH		0.00	1.00	0.00		0.00	0.00
MUTUAL FUNDS							
DYN6002	BNS CORP INV SAV ACT SR A -NL	212,071.471	1.00	212,071.48	1.000	212,071.47	100.00
Total Cash And Cash Equivalents				<u>\$ 212,071.48</u>		<u>\$ 212,071.47</u>	<u>100.00</u>
Total Portfolio				<u>\$ 212,071.48</u>		<u>\$ 212,071.47</u>	<u>100.00</u>

Disclaimer

*** Assets identified by "****" as well as other off-book holdings and plans such as RDSPs are NOT held by Raymond James and are NOT ELIGIBLE for CIPF coverage. This is NOT an official statement. Refer to your monthly statements to determine which positions are covered by CIPF. Information in this report was obtained from sources believed to be reliable but we are unable to guarantee its completeness and accuracy. We are not responsible for errors in book value (BV). Please check the accuracy of BVs and provide your Advisor with corrections as necessary. BV may be adjusted for subsequent events. Trust unit BV is reduced for return of capital every April relating to prior year distributions. Corporate reorganizations can result in inaccurate BVs. Some mutual fund switches are not taxable but appear in the Gain Loss report. Options exercised do not adjust the BV of the underlying security. Option assignments may not be reported accurately. Review all dispositions with your Tax Advisor before reporting to CRA. Contact your Advisor regarding any error. Yields on step up bonds are an approximation. Return on investment uses the net of fees IRR method.

Client Name: **CITY OF PORT ALBERNI**

Account Number: 1H5-JT0A-3 CASH ACCOUNT



Rate of Return:

The annualized rate of return from April 16, 2015 to March 31, 2021:

1.38%

The annualized rate of return in the last twelve months:

0.36%

Disclaimer

*** Assets identified by "****" as well as other off-book holdings and plans such as RDSPs are NOT held by Raymond James and are NOT ELIGIBLE for CIPF coverage. This is NOT an official statement. Refer to your monthly statements to determine which positions are covered by CIPF. Information in this report was obtained from sources believed to be reliable but we are unable to guarantee its completeness and accuracy. We are not responsible for errors in book value (BV). Please check the accuracy of BVs and provide your Advisor with corrections as necessary. BV may be adjusted for subsequent events. Trust unit BV is reduced for return of capital every April relating to prior year distributions. Corporate reorganizations can result in inaccurate BVs. Some mutual fund switches are not taxable but appear in the Gain Loss report. Options exercised do not adjust the BV of the underlying security. Option assignments may not be reported accurately. Review all dispositions with your Tax Advisor before reporting to CRA. Contact your Advisor regarding any error. Yields on step up bonds are an approximation. Return on investment uses the net of fees IRR method.

As Of March 31, 2021

Client Name: **CITY OF PORT ALBERNI**

Account Number: 1H5-JT0A-4 CASH ACCOUNT

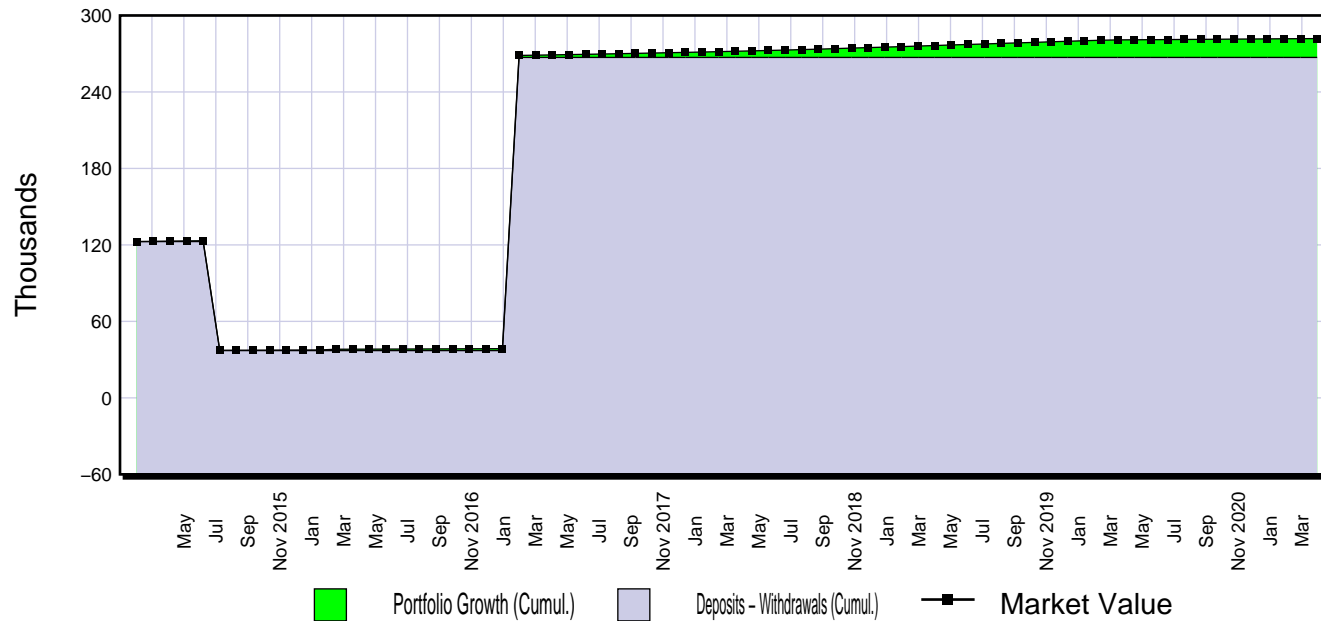
Cash And Cash Equivalents		Quantity	Average Cost	Book Value	Price	Market Value	% of Assets
CASH		0.00	1.00	0.00		0.00	0.00
MUTUAL FUNDS							
DYN6002	BNS CORP INV SAV ACT SR A -NL	281,858.990	1.00	281,858.99	1.000	281,858.99	100.00
Total Cash And Cash Equivalents				<u>\$ 281,858.99</u>		<u>\$ 281,858.99</u>	<u>100.00</u>
Total Portfolio				<u>\$ 281,858.99</u>		<u>\$ 281,858.99</u>	<u>100.00</u>

Disclaimer

*** Assets identified by "****" as well as other off-book holdings and plans such as RDSPs are NOT held by Raymond James and are NOT ELIGIBLE for CIPF coverage. This is NOT an official statement. Refer to your monthly statements to determine which positions are covered by CIPF. Information in this report was obtained from sources believed to be reliable but we are unable to guarantee its completeness and accuracy. We are not responsible for errors in book value (BV). Please check the accuracy of BVs and provide your Advisor with corrections as necessary. BV may be adjusted for subsequent events. Trust unit BV is reduced for return of capital every April relating to prior year distributions. Corporate reorganizations can result in inaccurate BVs. Some mutual fund switches are not taxable but appear in the Gain Loss report. Options exercised do not adjust the BV of the underlying security. Option assignments may not be reported accurately. Review all dispositions with your Tax Advisor before reporting to CRA. Contact your Advisor regarding any error. Yields on step up bonds are an approximation. Return on investment uses the net of fees IRR method.

Client Name: **CITY OF PORT ALBERNI**

Account Number: 1H5-JT0A-4 CASH ACCOUNT



Rate of Return:

The annualized rate of return from April 16, 2015 to March 31, 2021:

1.23%

The annualized rate of return in the last twelve months:

0.36%

Disclaimer

*** Assets identified by ***** as well as other off-book holdings and plans such as RDSPs are NOT held by Raymond James and are NOT ELIGIBLE for CIPF coverage. This is NOT an official statement. Refer to your monthly statements to determine which positions are covered by CIPF. Information in this report was obtained from sources believed to be reliable but we are unable to guarantee its completeness and accuracy. We are not responsible for errors in book value (BV). Please check the accuracy of BVs and provide your Advisor with corrections as necessary. BV may be adjusted for subsequent events. Trust unit BV is reduced for return of capital every April relating to prior year distributions. Corporate reorganizations can result in inaccurate BVs. Some mutual fund switches are not taxable but appear in the Gain Loss report. Options exercised do not adjust the BV of the underlying security. Option assignments may not be reported accurately. Review all dispositions with your Tax Advisor before reporting to CRA. Contact your Advisor regarding any error. Yields on step up bonds are an approximation. Return on investment uses the net of fees IRR method.

As Of March 31, 2021

Client Name: **CITY OF PORT ALBERNI**

Account Number: 1H5-JT0A-5 CASH ACCOUNT

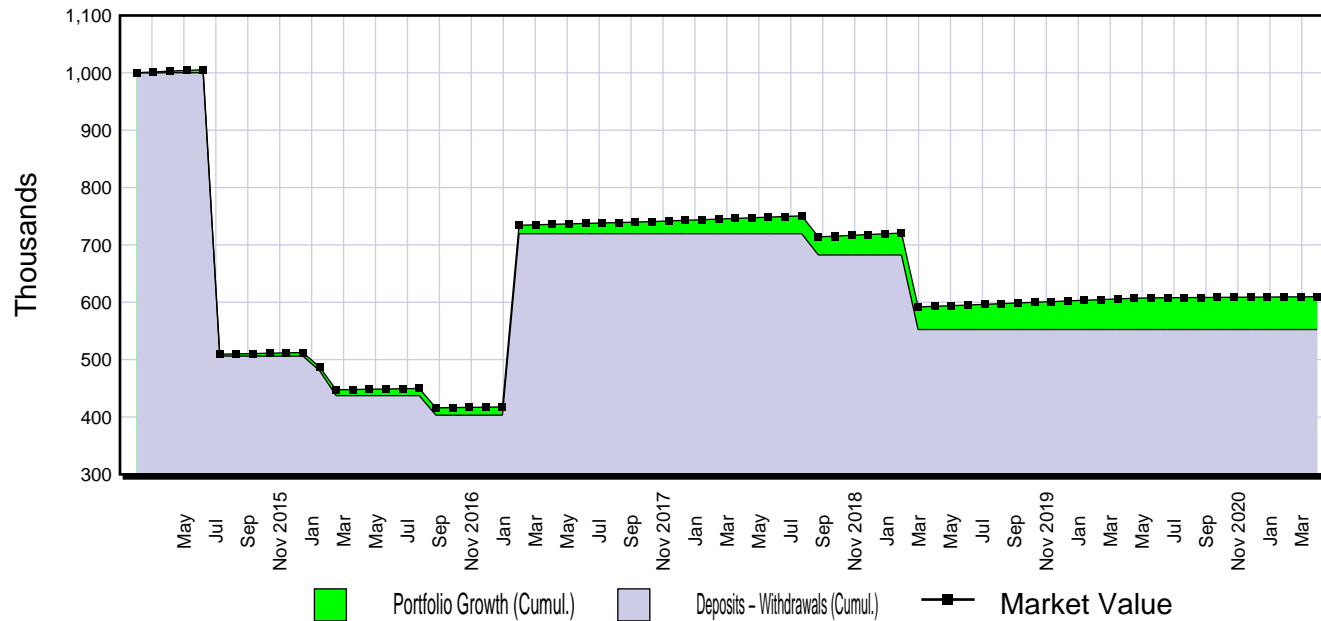
Cash And Cash Equivalents		Quantity	Average Cost	Book Value	Price	Market Value	% of Assets
CASH		0.00	1.00	0.00		0.00	0.00
MUTUAL FUNDS							
DYN6002	BNS CORP INV SAV ACT SR A -NL	609,591.199	1.00	609,591.19	1.000	609,591.20	100.00
Total Cash And Cash Equivalents				<u>\$ 609,591.19</u>		<u>\$ 609,591.20</u>	<u>100.00</u>
Total Portfolio				<u>\$ 609,591.19</u>		<u>\$ 609,591.20</u>	<u>100.00</u>

Disclaimer

*** Assets identified by "****" as well as other off-book holdings and plans such as RDSPs are NOT held by Raymond James and are NOT ELIGIBLE for CIPF coverage. This is NOT an official statement. Refer to your monthly statements to determine which positions are covered by CIPF. Information in this report was obtained from sources believed to be reliable but we are unable to guarantee its completeness and accuracy. We are not responsible for errors in book value (BV). Please check the accuracy of BVs and provide your Advisor with corrections as necessary. BV may be adjusted for subsequent events. Trust unit BV is reduced for return of capital every April relating to prior year distributions. Corporate reorganizations can result in inaccurate BVs. Some mutual fund switches are not taxable but appear in the Gain Loss report. Options exercised do not adjust the BV of the underlying security. Option assignments may not be reported accurately. Review all dispositions with your Tax Advisor before reporting to CRA. Contact your Advisor regarding any error. Yields on step up bonds are an approximation. Return on investment uses the net of fees IRR method.

Client Name: **CITY OF PORT ALBERNI**

Account Number: 1H5-JT0A-5 CASH ACCOUNT



Rate of Return:

The annualized rate of return from April 16, 2015 to March 31, 2021:

1.51%

The annualized rate of return in the last twelve months:

0.62%

Disclaimer

*** Assets identified by "****" as well as other off-book holdings and plans such as RDSPs are NOT held by Raymond James and are NOT ELIGIBLE for CIPF coverage. This is NOT an official statement. Refer to your monthly statements to determine which positions are covered by CIPF. Information in this report was obtained from sources believed to be reliable but we are unable to guarantee its completeness and accuracy. We are not responsible for errors in book value (BV). Please check the accuracy of BVs and provide your Advisor with corrections as necessary. BV may be adjusted for subsequent events. Trust unit BV is reduced for return of capital every April relating to prior year distributions. Corporate reorganizations can result in inaccurate BVs. Some mutual fund switches are not taxable but appear in the Gain Loss report. Options exercised do not adjust the BV of the underlying security. Option assignments may not be reported accurately. Review all dispositions with your Tax Advisor before reporting to CRA. Contact your Advisor regarding any error. Yields on step up bonds are an approximation. Return on investment uses the net of fees IRR method.

Client Name: **CITY OF PORT ALBERNI**

Account Number: 1H5-JT0A-6 CASH ACCOUNT

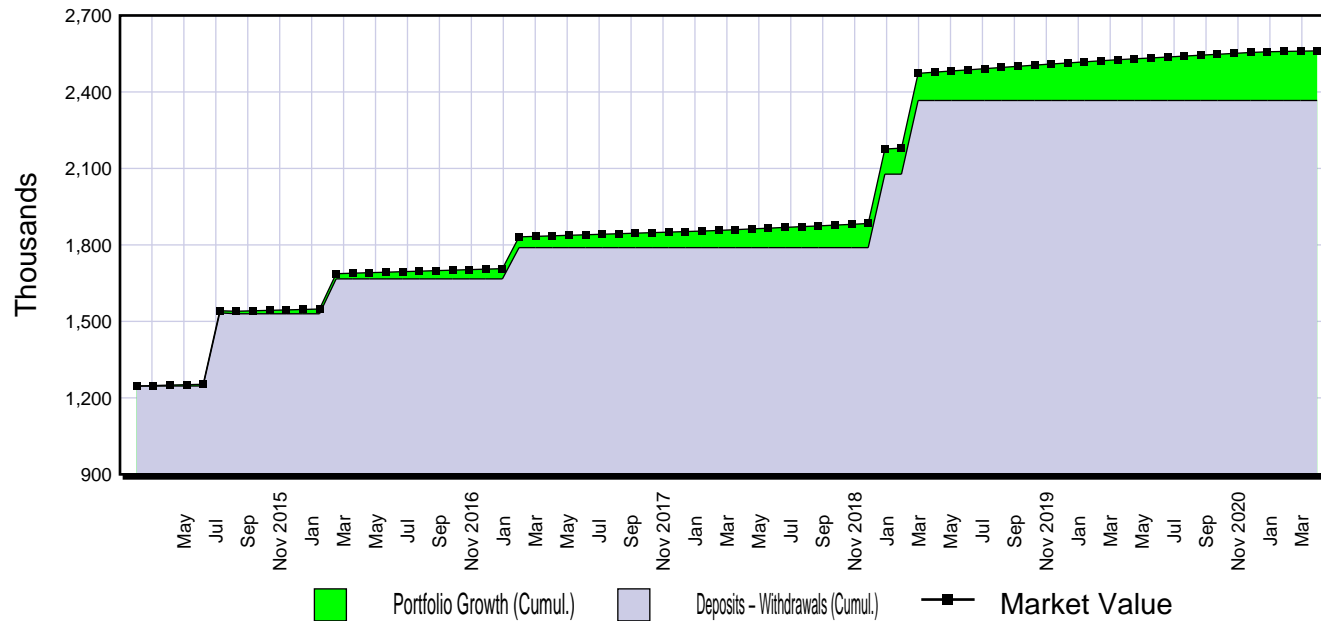
Cash And Cash Equivalents		Quantity	Average Cost	Book Value	Price	Market Value	% of Assets
CASH		299,645.33	1.00	299,645.33		299,645.33	11.70
MUTUAL FUNDS							
DYN6002	BNS CORP INV SAV ACT SR A -NL	2261,486.259	1.00	2,261,486.26	1.000	2,261,486.26	88.30
Total Cash And Cash Equivalents				<u>\$ 2,561,131.59</u>		<u>\$ 2,561,131.59</u>	<u>100.00</u>
Total Portfolio				<u>\$ 2,561,131.59</u>		<u>\$ 2,561,131.59</u>	<u>100.00</u>

Disclaimer

*** Assets identified by "****" as well as other off-book holdings and plans such as RDSPs are NOT held by Raymond James and are NOT ELIGIBLE for CIPF coverage. This is NOT an official statement. Refer to your monthly statements to determine which positions are covered by CIPF. Information in this report was obtained from sources believed to be reliable but we are unable to guarantee its completeness and accuracy. We are not responsible for errors in book value (BV). Please check the accuracy of BVs and provide your Advisor with corrections as necessary. BV may be adjusted for subsequent events. Trust unit BV is reduced for return of capital every April relating to prior year distributions. Corporate reorganizations can result in inaccurate BVs. Some mutual fund switches are not taxable but appear in the Gain Loss report. Options exercised do not adjust the BV of the underlying security. Option assignments may not be reported accurately. Review all dispositions with your Tax Advisor before reporting to CRA. Contact your Advisor regarding any error. Yields on step up bonds are an approximation. Return on investment uses the net of fees IRR method.

Client Name: **CITY OF PORT ALBERNI**

Account Number: 1H5-JT0A-6 CASH ACCOUNT



Rate of Return:

The annualized rate of return from April 16, 2015 to March 31, 2021:

1.65%

The annualized rate of return in the last twelve months:

1.37%

Disclaimer

*** Assets identified by ***** as well as other off-book holdings and plans such as RDSPs are NOT held by Raymond James and are NOT ELIGIBLE for CIPF coverage. This is NOT an official statement. Refer to your monthly statements to determine which positions are covered by CIPF. Information in this report was obtained from sources believed to be reliable but we are unable to guarantee its completeness and accuracy. We are not responsible for errors in book value (BV). Please check the accuracy of BVs and provide your Advisor with corrections as necessary. BV may be adjusted for subsequent events. Trust unit BV is reduced for return of capital every April relating to prior year distributions. Corporate reorganizations can result in inaccurate BVs. Some mutual fund switches are not taxable but appear in the Gain Loss report. Options exercised do not adjust the BV of the underlying security. Option assignments may not be reported accurately. Review all dispositions with your Tax Advisor before reporting to CRA. Contact your Advisor regarding any error. Yields on step up bonds are an approximation. Return on investment uses the net of fees IRR method.

As Of March 31, 2021

Client Name: **CITY OF PORT ALBERNI**

Account Number: 1H5-JT0A-7 CASH ACCOUNT

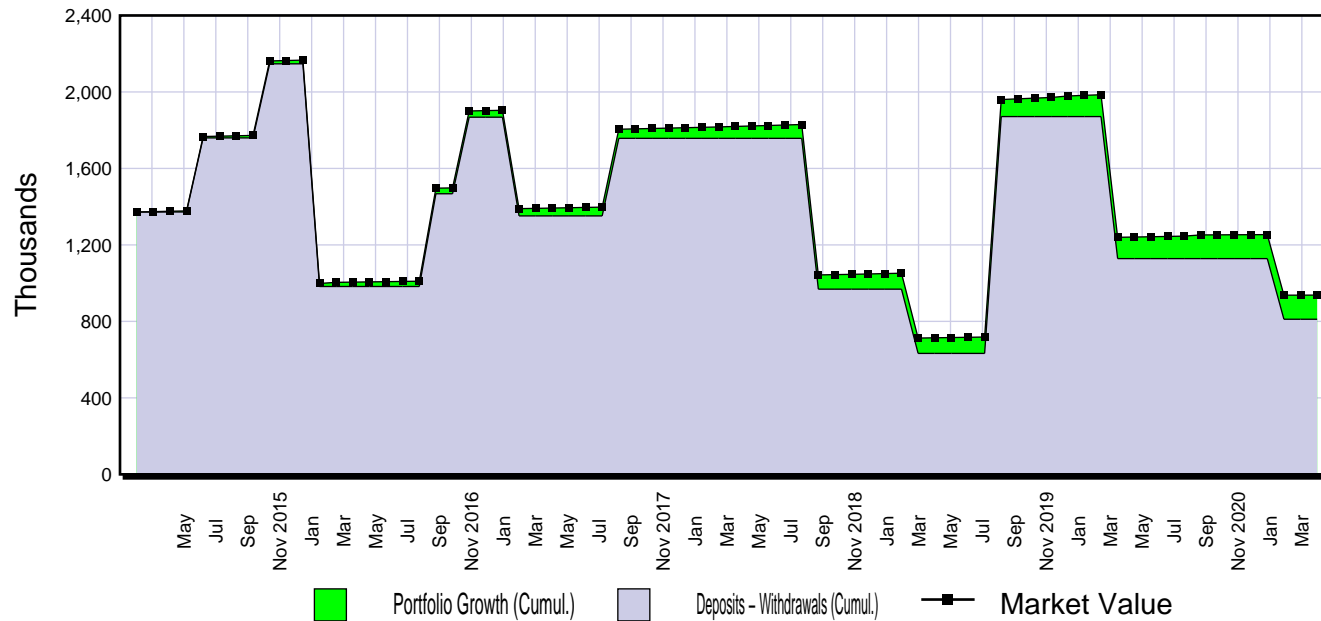
Cash And Cash Equivalents		Quantity	Average Cost	Book Value	Price	Market Value	% of Assets
CASH		0.00	1.00	0.00		0.00	0.00
MUTUAL FUNDS							
DYN6002	BNS CORP INV SAV ACT SR A -NL	937,460.932	1.00	937,460.92	1.000	937,460.93	100.00
Total Cash And Cash Equivalents				<u>\$ 937,460.92</u>		<u>\$ 937,460.93</u>	<u>100.00</u>
Total Portfolio				<u>\$ 937,460.92</u>		<u>\$ 937,460.93</u>	<u>100.00</u>

Disclaimer

*** Assets identified by "****" as well as other off-book holdings and plans such as RDSPs are NOT held by Raymond James and are NOT ELIGIBLE for CIPF coverage. This is NOT an official statement. Refer to your monthly statements to determine which positions are covered by CIPF. Information in this report was obtained from sources believed to be reliable but we are unable to guarantee its completeness and accuracy. We are not responsible for errors in book value (BV). Please check the accuracy of BVs and provide your Advisor with corrections as necessary. BV may be adjusted for subsequent events. Trust unit BV is reduced for return of capital every April relating to prior year distributions. Corporate reorganizations can result in inaccurate BVs. Some mutual fund switches are not taxable but appear in the Gain Loss report. Options exercised do not adjust the BV of the underlying security. Option assignments may not be reported accurately. Review all dispositions with your Tax Advisor before reporting to CRA. Contact your Advisor regarding any error. Yields on step up bonds are an approximation. Return on investment uses the net of fees IRR method.

Client Name: **CITY OF PORT ALBERNI**

Account Number: 1H5-JT0A-7 CASH ACCOUNT



Rate of Return:

The annualized rate of return from April 16, 2015 to March 31, 2021:

1.47%

The annualized rate of return in the last twelve months:

1.28%

Disclaimer

*** Assets identified by ***** as well as other off-book holdings and plans such as RDSPs are NOT held by Raymond James and are NOT ELIGIBLE for CIPF coverage. This is NOT an official statement. Refer to your monthly statements to determine which positions are covered by CIPF. Information in this report was obtained from sources believed to be reliable but we are unable to guarantee its completeness and accuracy. We are not responsible for errors in book value (BV). Please check the accuracy of BVs and provide your Advisor with corrections as necessary. BV may be adjusted for subsequent events. Trust unit BV is reduced for return of capital every April relating to prior year distributions. Corporate reorganizations can result in inaccurate BVs. Some mutual fund switches are not taxable but appear in the Gain Loss report. Options exercised do not adjust the BV of the underlying security. Option assignments may not be reported accurately. Review all dispositions with your Tax Advisor before reporting to CRA. Contact your Advisor regarding any error. Yields on step up bonds are an approximation. Return on investment uses the net of fees IRR method.

As Of March 31, 2021

Client Name: **CITY OF PORT ALBERNI**

Account Number: 1H5-JT0A-8 CASH ACCOUNT

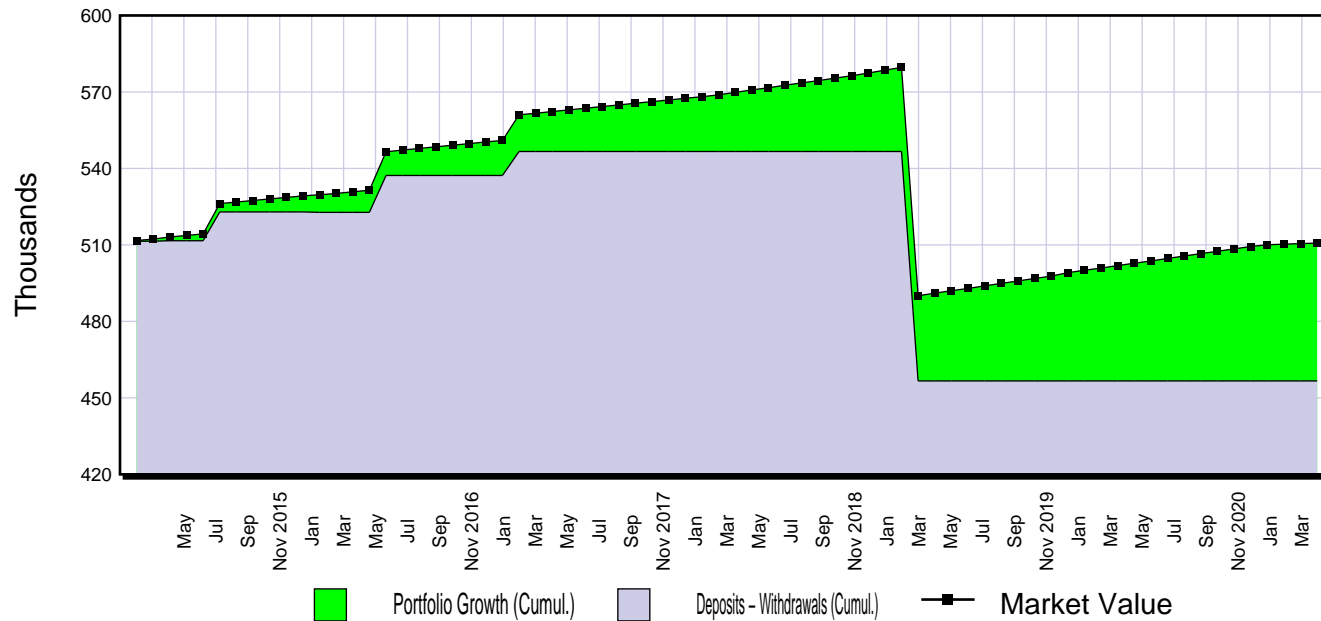
Cash And Cash Equivalents		Quantity	Average Cost	Book Value	Price	Market Value	% of Assets
CASH		0.00	1.00	0.00		0.00	0.00
MUTUAL FUNDS							
DYN6002	BNS CORP INV SAV ACT SR A -NL	510,721.068	1.00	510,721.08	1.000	510,721.07	100.00
Total Cash And Cash Equivalents				<u>\$ 510,721.08</u>		<u>\$ 510,721.07</u>	<u>100.00</u>
Total Portfolio				<u>\$ 510,721.08</u>		<u>\$ 510,721.07</u>	<u>100.00</u>

Disclaimer

*** Assets identified by "****" as well as other off-book holdings and plans such as RDSPs are NOT held by Raymond James and are NOT ELIGIBLE for CIPF coverage. This is NOT an official statement. Refer to your monthly statements to determine which positions are covered by CIPF. Information in this report was obtained from sources believed to be reliable but we are unable to guarantee its completeness and accuracy. We are not responsible for errors in book value (BV). Please check the accuracy of BVs and provide your Advisor with corrections as necessary. BV may be adjusted for subsequent events. Trust unit BV is reduced for return of capital every April relating to prior year distributions. Corporate reorganizations can result in inaccurate BVs. Some mutual fund switches are not taxable but appear in the Gain Loss report. Options exercised do not adjust the BV of the underlying security. Option assignments may not be reported accurately. Review all dispositions with your Tax Advisor before reporting to CRA. Contact your Advisor regarding any error. Yields on step up bonds are an approximation. Return on investment uses the net of fees IRR method.

Client Name: **CITY OF PORT ALBERNI**

Account Number: 1H5-JT0A-8 CASH ACCOUNT



Rate of Return:

The annualized rate of return from April 16, 2015 to March 31, 2021:

1.70%

The annualized rate of return in the last twelve months:

1.76%

Disclaimer

*** Assets identified by ***** as well as other off-book holdings and plans such as RDSPs are NOT held by Raymond James and are NOT ELIGIBLE for CIPF coverage. This is NOT an official statement. Refer to your monthly statements to determine which positions are covered by CIPF. Information in this report was obtained from sources believed to be reliable but we are unable to guarantee its completeness and accuracy. We are not responsible for errors in book value (BV). Please check the accuracy of BVs and provide your Advisor with corrections as necessary. BV may be adjusted for subsequent events. Trust unit BV is reduced for return of capital every April relating to prior year distributions. Corporate reorganizations can result in inaccurate BVs. Some mutual fund switches are not taxable but appear in the Gain Loss report. Options exercised do not adjust the BV of the underlying security. Option assignments may not be reported accurately. Review all dispositions with your Tax Advisor before reporting to CRA. Contact your Advisor regarding any error. Yields on step up bonds are an approximation. Return on investment uses the net of fees IRR method.

As Of March 31, 2021

Client Name: **CITY OF PORT ALBERNI**

Account Number: 1H5-JT0A-9 CASH ACCOUNT

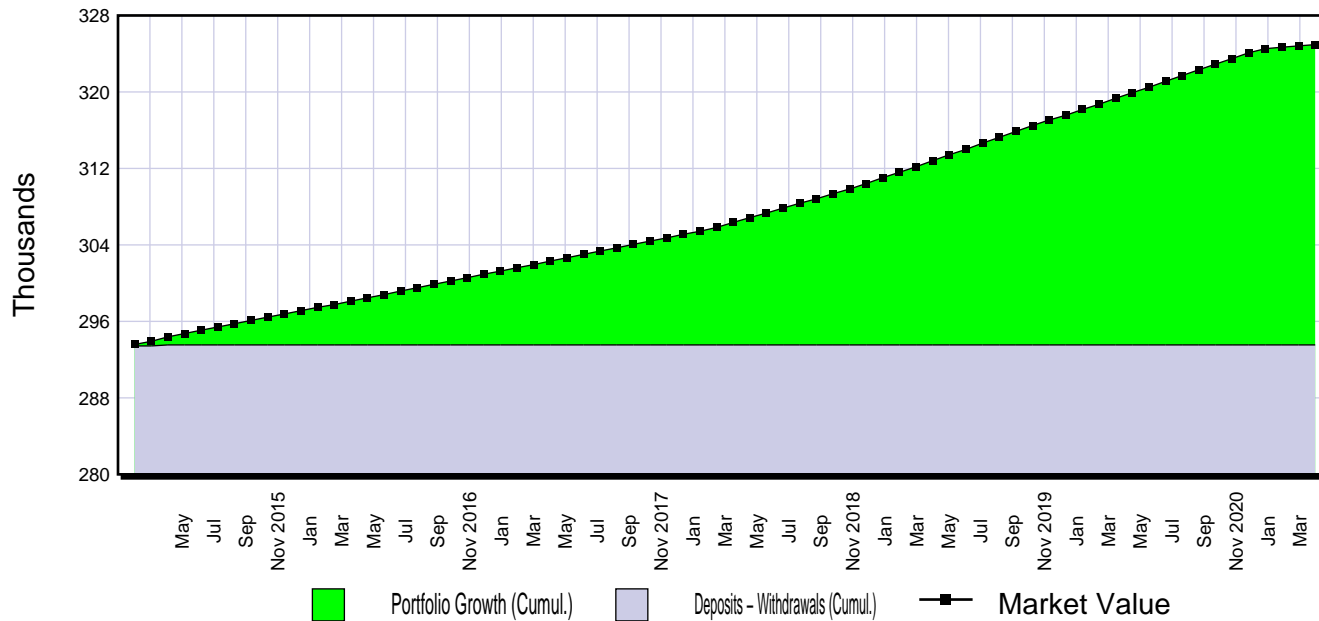
Cash And Cash Equivalents		Quantity	Average Cost	Book Value	Price	Market Value	% of Assets
CASH		0.00	1.00	0.00		0.00	0.00
MUTUAL FUNDS							
DYN6002	BNS CORP INV SAV ACT SR A -NL	324,954.130	1.00	324,954.13	1.000	324,954.13	100.00
Total Cash And Cash Equivalents				<u>\$ 324,954.13</u>		<u>\$ 324,954.13</u>	<u>100.00</u>
Total Portfolio				<u>\$ 324,954.13</u>		<u>\$ 324,954.13</u>	<u>100.00</u>

Disclaimer

*** Assets identified by "****" as well as other off-book holdings and plans such as RDSPs are NOT held by Raymond James and are NOT ELIGIBLE for CIPF coverage. This is NOT an official statement. Refer to your monthly statements to determine which positions are covered by CIPF. Information in this report was obtained from sources believed to be reliable but we are unable to guarantee its completeness and accuracy. We are not responsible for errors in book value (BV). Please check the accuracy of BVs and provide your Advisor with corrections as necessary. BV may be adjusted for subsequent events. Trust unit BV is reduced for return of capital every April relating to prior year distributions. Corporate reorganizations can result in inaccurate BVs. Some mutual fund switches are not taxable but appear in the Gain Loss report. Options exercised do not adjust the BV of the underlying security. Option assignments may not be reported accurately. Review all dispositions with your Tax Advisor before reporting to CRA. Contact your Advisor regarding any error. Yields on step up bonds are an approximation. Return on investment uses the net of fees IRR method.

Client Name: **CITY OF PORT ALBERNI**

Account Number: 1H5-JT0A-9 CASH ACCOUNT



Rate of Return:

The annualized rate of return from April 16, 2015 to March 31, 2021:

1.72%

The annualized rate of return in the last twelve months:

1.76%

Disclaimer

*** Assets identified by ***** as well as other off-book holdings and plans such as RDSPs are NOT held by Raymond James and are NOT ELIGIBLE for CIPF coverage. This is NOT an official statement. Refer to your monthly statements to determine which positions are covered by CIPF. Information in this report was obtained from sources believed to be reliable but we are unable to guarantee its completeness and accuracy. We are not responsible for errors in book value (BV). Please check the accuracy of BVs and provide your Advisor with corrections as necessary. BV may be adjusted for subsequent events. Trust unit BV is reduced for return of capital every April relating to prior year distributions. Corporate reorganizations can result in inaccurate BVs. Some mutual fund switches are not taxable but appear in the Gain Loss report. Options exercised do not adjust the BV of the underlying security. Option assignments may not be reported accurately. Review all dispositions with your Tax Advisor before reporting to CRA. Contact your Advisor regarding any error. Yields on step up bonds are an approximation. Return on investment uses the net of fees IRR method.

Client Name: **CITY OF PORT ALBERNI**

Account Number: 1H5-JTVA-0 CASH ACCOUNT – Viridian

No positions to report.

Disclaimer

*** Assets identified by ***** as well as other off-book holdings and plans such as RDSPs are NOT held by Raymond James and are NOT ELIGIBLE for CIPF coverage. This is NOT an official statement. Refer to your monthly statements to determine which positions are covered by CIPF. Information in this report was obtained from sources believed to be reliable but we are unable to guarantee its completeness and accuracy. We are not responsible for errors in book value (BV). Please check the accuracy of BVs and provide your Advisor with corrections as necessary. BV may be adjusted for subsequent events. Trust unit BV is reduced for return of capital every April relating to prior year distributions. Corporate reorganizations can result in inaccurate BVs. Some mutual fund switches are not taxable but appear in the Gain Loss report. Options exercised do not adjust the BV of the underlying security. Option assignments may not be reported accurately. Review all dispositions with your Tax Advisor before reporting to CRA. Contact your Advisor regarding any error. Yields on step up bonds are an approximation. Return on investment uses the net of fees IRR method.

Client Name: **CITY OF PORT ALBERNI**

Account Number: 1H5-JTVA-0 CASH ACCOUNT – Viridian

Nothing to report.

Disclaimer

*** Assets identified by "****" as well as other off-book holdings and plans such as RDSPs are NOT held by Raymond James and are NOT ELIGIBLE for CIPF coverage. This is NOT an official statement. Refer to your monthly statements to determine which positions are covered by CIPF. Information in this report was obtained from sources believed to be reliable but we are unable to guarantee its completeness and accuracy. We are not responsible for errors in book value (BV). Please check the accuracy of BVs and provide your Advisor with corrections as necessary. BV may be adjusted for subsequent events. Trust unit BV is reduced for return of capital every April relating to prior year distributions. Corporate reorganizations can result in inaccurate BVs. Some mutual fund switches are not taxable but appear in the Gain Loss report. Options exercised do not adjust the BV of the underlying security. Option assignments may not be reported accurately. Review all dispositions with your Tax Advisor before reporting to CRA. Contact your Advisor regarding any error. Yields on step up bonds are an approximation. Return on investment uses the net of fees IRR method.