



# City of Port Alberni 2009-2013 Financial Plan



[ken\\_watson@portalberni.ca](mailto:ken_watson@portalberni.ca)

March 16, 2009

# Financial Plan Process Schedule

- Jan 26, 2009 - Draft Financial Plan received by Council and released to public (Regular Council Meeting)
- Feb 2, 2009 - Public Round Table Meeting (7pm Echo Centre)
- Feb 9, 2009 – Council receives consolidated public input from Feb 2 (Regular Council Meeting)
- Feb 16, 2009 - Dept. Presentations – Admin/Finance, IT, HR, Planning, Ec Dev, Heritage (7pm City Hall)
- Feb 23, 2009 - Dept. Presentations- Police and Fire (2 pm City Hall)
- Mar 2,, 2009 - Dept. Presentations- Parks and Recreation (7pm City Hall)
- Mar 9, 2009 Eng & Public Wks, ERRF fund, Reserves(1:30pm City Hall)
- Mar. 16, 2009 – Response reports to Council on IT, Fire, Public Wks, Presentation re Debt levels, Draft Budget Summary (7pm City Hall)
- March 23, 2009 Modifications to Draft Financial as directed by Council (Regular Council Meeting)



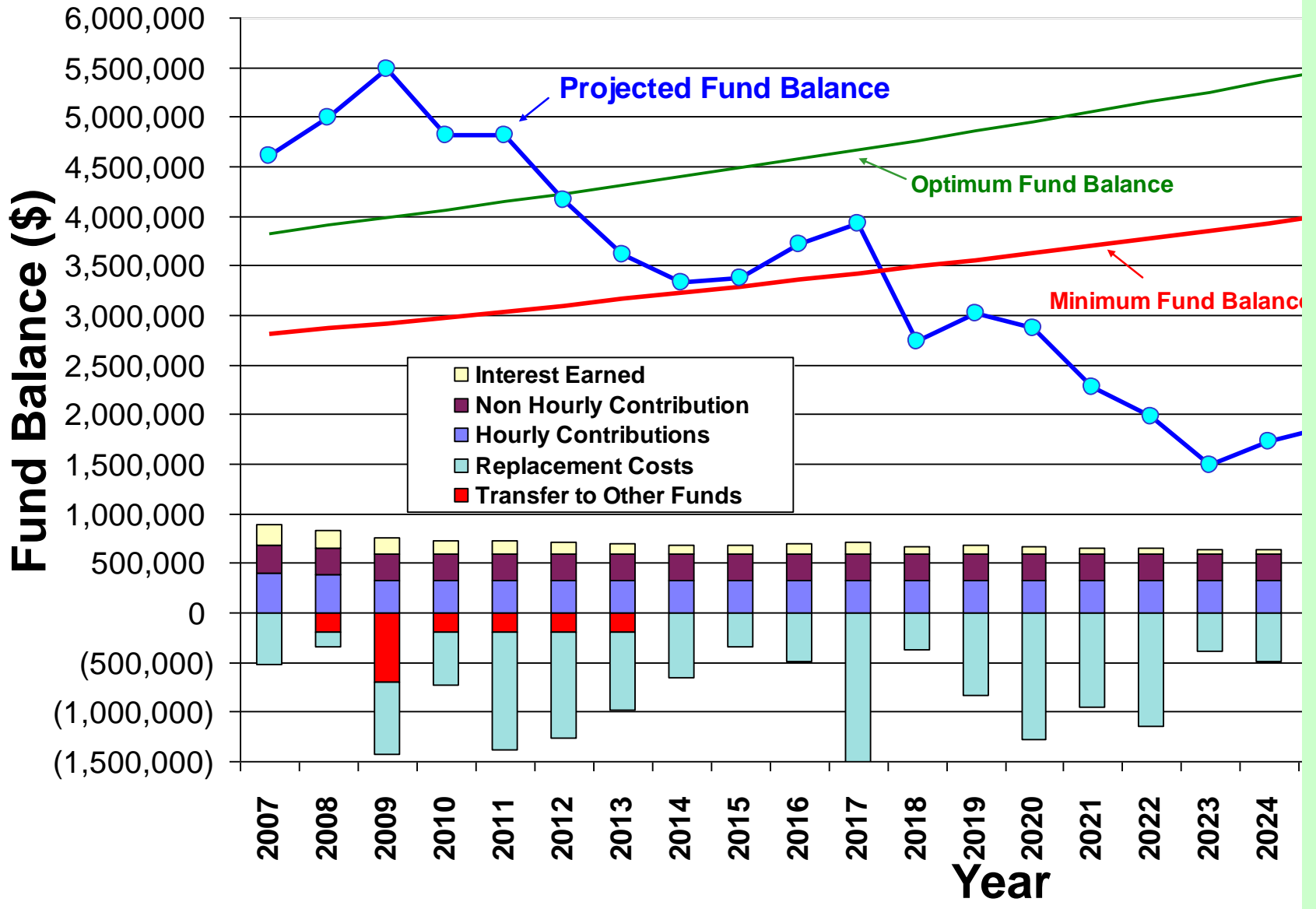
# ERRF

## Potential for Transfers to Other Capital Funds

- Annual transfer of \$200,000 to Road Capital is recommended to continue in this plan and be extended to 2013
- Additional one time transfer in 2009 of ~~\$1 Million~~ **\$500,000** from the ERRF to Capital Reserve to help fund City share of applications under Build Canada Fund.



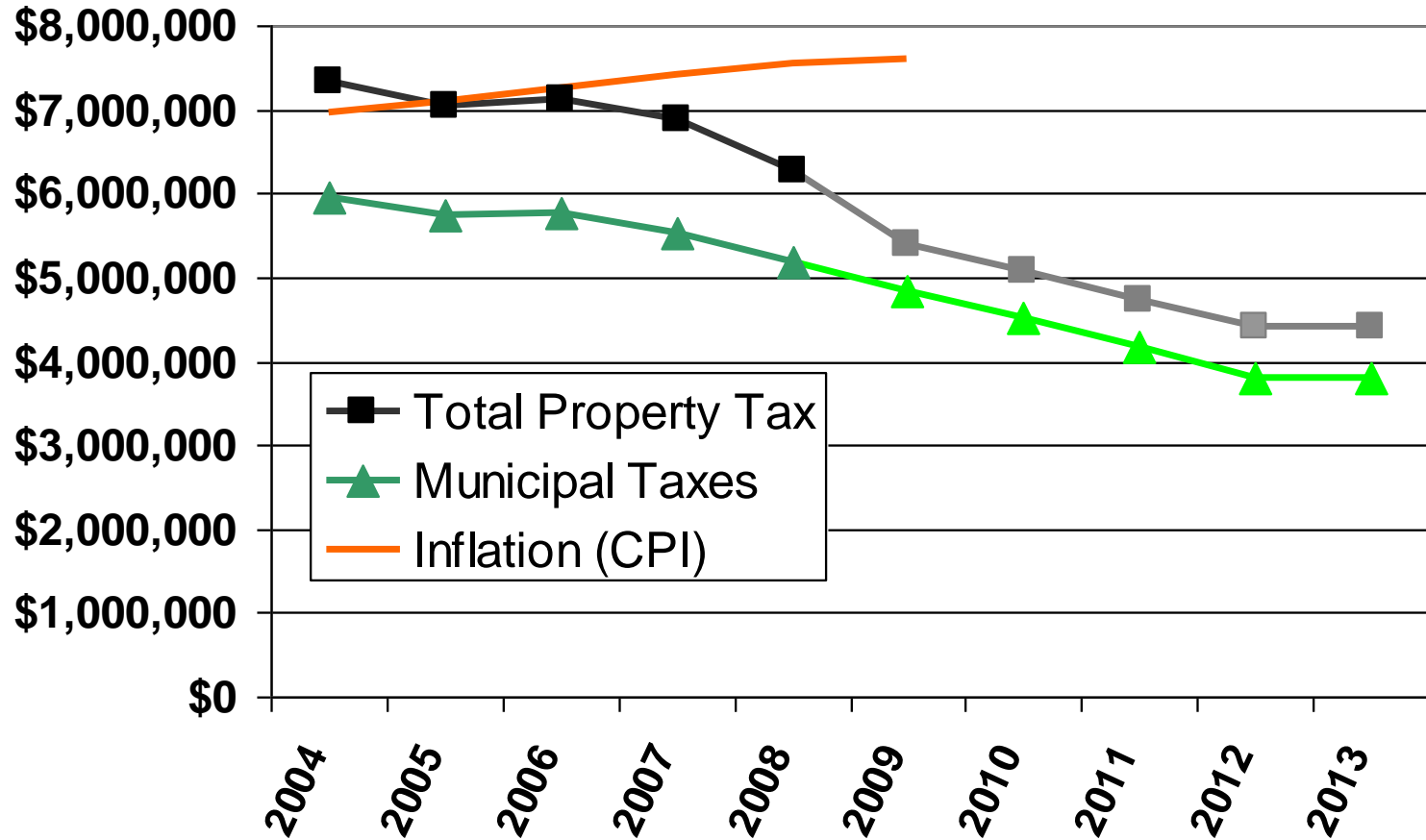
# Projected ERRF Fund Balance

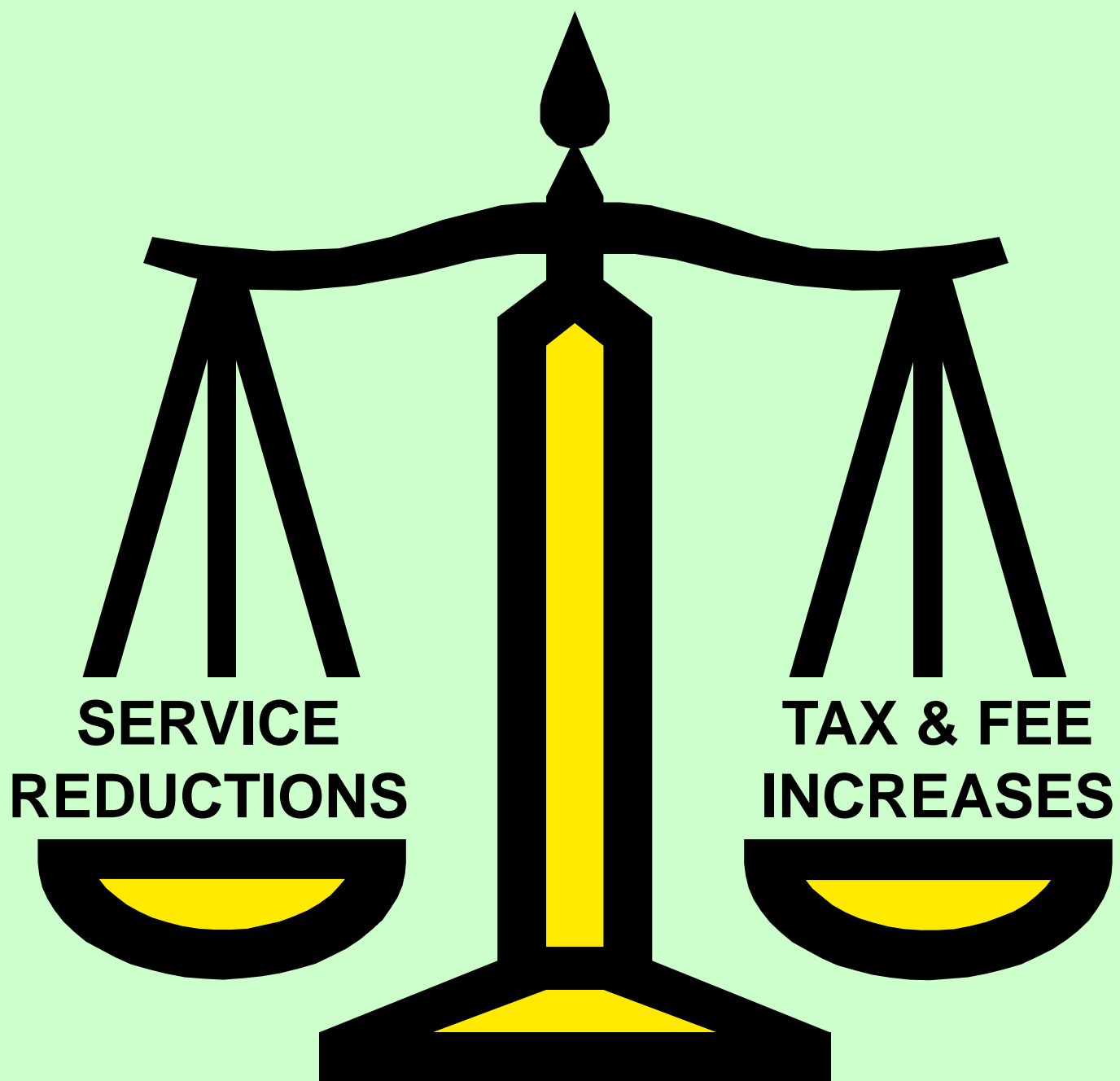




# CITY OF PORT ALBERNI

## Paper Mill Tax Levels





**SERVICE  
REDUCTIONS**

**TAX & FEE  
INCREASES**

# **Tax Levies Proposed in Draft Plan (\$ Millions)**

	2009	2010	2011	2012	2013
<b>Tax Levy</b>	<b>17.64</b>	<b>18.15</b>	<b>18.34</b>	<b>18.91</b>	<b>19.60</b>
<b>% Inc.</b>	<b>1.55%</b>	<b>2.87%</b>	<b>1.08%</b>	<b>3.11%</b>	<b>3.63%</b>

**Total Increase Planned in 5 years = 12.24%**

**Average annual Increase Planned = 2.45%**

## **Estimated Tax Increases/Decreases Based on current Draft Plan**

<b>Tax Class</b>	<b>2009</b>	<b>2010</b>	<b>2011</b>	<b>2012</b>	<b>2013</b>
<b>Aggregate</b>	<b>1.5%</b>	<b>2.9%</b>	<b>1.1%</b>	<b>3.1%</b>	<b>3.6%</b>
<b>Industry</b>	<b>-6.5%</b>	<b>-6.9%</b>	<b>-7.4%</b>	<b>-8.0%</b>	<b>0.0%</b>
<b>Business</b>	<b>0.0%</b>	<b>0.0%</b>	<b>0.0%</b>	<b>0.0%</b>	<b>0.0%</b>
<b>Average Residence</b>	<b>7.2%</b>	<b>11.1%</b>	<b>6.5%</b>	<b>9.9%</b>	<b>6.1%</b>
<b>Cost Inc to Avg Home</b>	<b>\$79</b>	<b>\$131</b>	<b>\$85</b>	<b>\$138</b>	<b>\$93</b>

**Average Home Value = \$199,445 in 2009**

A collage of images including a woman, a clock tower, a plane, and a train, with the text "Questions and Input" overlaid. The woman is on the left, looking towards the right. The clock tower is on the right, with a blue clock face. The plane is in the upper left, and the train is in the lower right. The background is a light, hazy sky.

# Questions and Input

[ken\\_watson@portalberni.ca](mailto:ken_watson@portalberni.ca)